

# ANIMOVEL COLLECTIONS



## Retail Price List

October 1, 2023

REVISED 03.13.2024

**PLANUM**<sup>®</sup>  
FURNITURE

Swedesford Corporate Center  
619 B Swedesford Road  
Frazer, PA 19355

Email: [info@planumfurniture.com](mailto:info@planumfurniture.com)  
Website: [planumfurniture.com](http://planumfurniture.com)

Tel : 610/251-2120  
Tel : 800/343-0042  
Fax : 610/251-2290

# ANIMOVEL

## OAK FINISHES



**oak**  
c. ardoise  
BX-217



**oak**  
c. grège  
BX-210



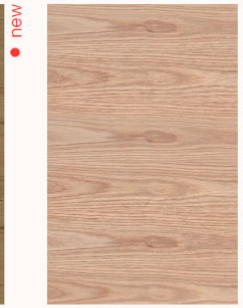
**oak**  
c. brut  
BX-259



**oak**  
c. brut  
EF-259



**oak**  
c. doré à noeuds  
BX-278



**oak**  
c. naturel  
BX-209



**oak**  
c. nat. noeuds  
BX-275



**oak**  
c. brûlé  
BX-281




**oak**  
c. forêt à noeuds  
BX-271



**oak**  
c. bosc  
BX-274



**oak**  
c. clair  
BX-246



**oak**  
c. mel  
BX-282



**oak**  
c. dorée à noeud  
TA-278



**walnut**  
walnut  
BX-280



## METAL FINISHES



**noir**  
LF-403




**marron**  
LF-416




**anthracite**  
LF-464



**bronze**  
LF-018



**gris foncé**  
LF-407



**grisâtre**  
LF-445

# ANIMOVEL

## METAL FINISHES



## LACQUER




# ANIMOVEL

## LACQUER



**matt**  
nacré métalisé  
LMM-539



**matt**  
blanc métalisé  
LMM-504



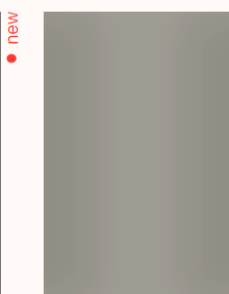
**gloss**  
aube  
LB-145



**gloss**  
café  
LB-129



**gloss**  
coal  
LB-179




**gloss**  
iris  
LB-156



**gloss**  
gris foncé  
LB-107



**gloss**  
tourterelle  
LB-138



**gloss**  
rêve  
LB-144




**gloss**  
warm  
LB-168



**gloss**  
nacré  
LB-139



**gloss**  
nuage  
LB-175



**gloss**  
blanc  
LB-104



**gloss**  
deepblue  
LB-176




**gloss**  
émeraude  
LB-178



**gloss**  
frost  
LB-170



**gloss**  
oliva  
LB-177



**gloss**  
blush  
LB-174



**gloss**  
nacré métalisé  
LBM-539



**gloss**  
blanc métalisé  
LBM-504

# ANIMOVEL

## CERAMIC



S-01 C508  
S-01 C508




S-01 C509  
S-01 C509



S-01 C510  
S-01 C510



S-01 C511  
S-01 C511



S-01 C517  
S-01 C517




S-01 C518  
S-01 C518




new

S-01 C521  
S-01 C521




new

S-01 C522  
S-01 C522



S-02 C514  
S-02 C514



S-02 C515  
S-02 C515



S-02 C516  
S-02 C516



S-03 iron frost  
S-03 iron frost



S-03 iron grey  
S-03 iron grey




S-03 iron copper  
S-03 iron copper




S-03 iron moss  
S-03 iron moss



S-03 béton  
S-03 béton



S-03 C524  
S-03 C524



new

S-01 C521  
S-01 C521




new

S-01 C521  
S-01 C521




new

S-01 C522  
S-01 C522



S-02 C514  
S-02 C514



S-02 C515  
S-02 C515




S-02 C516  
S-02 C516



S-03 iron frost  
S-03 iron frost



S-03 calacatta  
S-03 calacatta



S-03 basalt black  
S-03 basalt black




new

S-04 C519  
S-04 C519



S-04 C523  
S-04 C523



novo

S-05 calacatta luxe

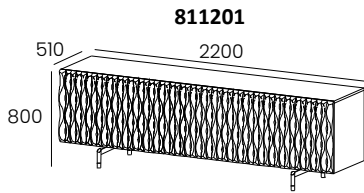
# TABLE OF CONTENTS

	PAGE #
SIDEBOARDS	3
DINING TABLES	22
DINING CHAIRS	87
UPHOLSTERY	92
TV UNITS	97
SHOWCASE MODULES	134
COFFEE TABLES	155
HALL CABINET	160
CONSOLES	163
DESKS	166
MIRRORS	168
HIGH MODULES	172
BEDROOMS	181

# SIDEBOARDS

# NEWPORT/NEWTOWN

## Sideboard



811201

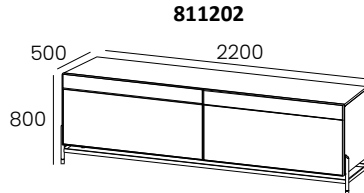
Sideboard NEWTOWN 2CD

**W:86 5/8" H:31 1/2" D:20"**

kg	m3	vol	eco
213	1,344	1	01017010320

- 2 Coplanar Doors
- 2 Removable Glass Shelves
- Foot in Metal always in LF and Brass Finish
- Fronts are always in BX or BX-280 Finish
- without Interior Drawer (available as add-on)
- Interior LEDs (optional)

RETAIL			
Case	Fronts		Interior 811901
BX/LM	BX	11,550	
	BX-280	16,434	



811202

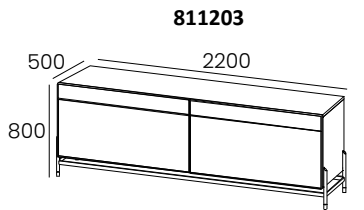
Sideboard NEWPORT 2CD

**W:86 5/8" H:31 1/2" D:19 5/8"**

kg	m3	vol	eco
211	1,375	1	01017010320

- 2 Coplanar Doors
- 2 Removable Glass Shelves
- Foot in Metal, always in LF and Brass Finish
- Metal Frame in LF Finish
- Fronts are always in LM, BX, BX-280, CM or Rattan
- without Interior Drawer (available as add-on)
- Interior LEDs (optional)

RETAIL			
Case	Fronts		Interior 811901
BX/LM	BX/LM+CM-S01	10,560	
	BX/LM+CM-S03		
	BX/LM+CM-S04	11,550	
	BX/LM + RATTAN	10,800	



811203

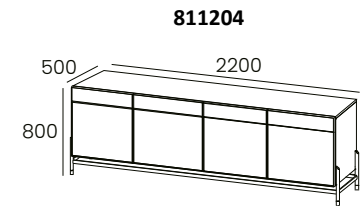
Sideboard NEWPORT 2SD

**W:86 5/8" H:31 1/2" D:19 5/8"**

kg	m3	vol	eco
211	1,375	1	01017010320

- 2 Sliding Doors
- 2 Removable Glass Shelves
- Foot in Metal, always in LF and Brass Finish
- Metal Frame in LF Finish
- Fronts are always in LM, BX, BX-280, CM or Rattan
- without Interior Drawer (available as add-on)
- Interior LEDs (optional)

RETAIL			
Case	Fronts		Interior 811901
BX/LM	BX/LM+CM-S01	7,380	
	BX/LM+CM-S03		
	BX/LM+CM-S04	8,400	
	BX/LM + RATTAN	7,620	



811204

Sideboard NEWPORT 4P

**W:86 5/8" H:31 1/2" D:19 5/8"**

kg	m3	vol	eco
211	1,375	1	01017010320

- 4 Doors
- 2 Removable Glass Shelves
- Foot in Metal, always in LF and Brass Finish
- Metal Frame in LF Finish
- Fronts are always in LM, BX, BX-280, CM or Rattan
- without Interior Drawer (available as add-on)
- Interior LEDs (optional)

RETAIL			
Case	Fronts		Interior 811901
BX/LM	BX/LM+CM-S01	7,704	
	BX/LM+CM-S03		
	BX/LM+CM-S04	8,760	
	BX/LM + RATTAN	7,950	

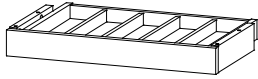


# NEWPORT/NEWTOWN

## Sideboard

**811990**

**Drawer with covered storage**



- Drawer Interior with covered storage
- Drawer for Sideboard 86 5/8"W
- this Drawer is sold separately from the Sideboard

kg	m3	vol	eco
8	0,064	1	01017010240

<b>RETAIL</b>
<b>Front</b>
BX or LM
1,188

**811991**

**Drawer without covered storage**



- Drawer Interior without covered storage
- Drawer for Sideboard 86 5/8"W
- this Drawer is sold separately from the Sideboard

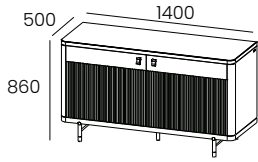
kg	m3	vol	eco
7	0,064	1	01017010240

<b>RETAIL</b>
<b>Front</b>
BX or LM
924

Sideboard

**881201**

**Sideboard 2D**



- 2 Doors
- 2 Removable Glass Shelves
- Foot in Metal always in LF and Brass Finish
- Handles Noir PX-001 or Brown PX-002
- Top in Ceramic (optional)
- Without Inner Drawer (optional).

**W:55 1/8" H:33 7/8" D:19 5/8"**

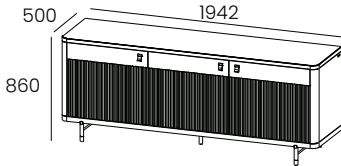
kg	m3	vol	eco
98	0,642	2	01017010290

RETAIL		
Case & Fronts	Slatted	
BX/LM	BX/LM	5,880
	BX-280	6,060
BX-280	LM	6,060
	BX-280	6,240

Top - 881801		
CM - S01	720	
CM - S03		

**881203**

**Sideboard 3D**



- 3 Doors
- 3 Removable Glass Shelves
- Foot in Metal always in LF and Brass Finish
- Handles Noir PX-001 or Brown PX-002.
- Top in Ceramic (optional)
- Without Inner Drawer (optional).

**W:76 1/2" H:33 7/8" D:19 5/8"**

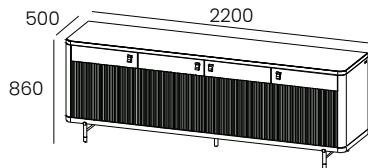
kg	m3	vol	eco
130	0,866	2	01017010300

RETAIL		
Case & Fronts	Slatted	
BX/LM	BX/LM	7,200
	BX-280	7,380
BX-280	LM	7,380
	BX-280	7,560

Top - 881802		
CM - S01	1,200	
CM - S03		

**881204**

**Sideboard 4D**



- 4 Doors
- 3 Removable Glass Shelves
- Foot in Metal always in LF and Brass Finish
- Handles Noir PX-001 or Brown PX-002.
- Top in Ceramic (optional)
- Without Inner Drawer (optional).

**W:86 5/8" H:33 7/8" D:19 5/8"**

kg	m3	vol	eco
139	0,972	2	01017010300

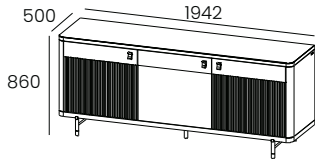
RETAIL		
Case & Fronts	Slatted	
BX/LM	BX/LM	8,100
	BX-280	8,400
BX-280	LM	8,400
	BX-280	8,580

Top - 881803		
CM - S01	1,200	
CM - S03		

**Sideboard**

**881205**

**Sideboard 3D**



- 3 Doors
- 3 Removable Glass Shelves
- Foot in Metal always in LF and Brass Finish
- Handles Noir PX-001 or Brown PX-002.
- Top in Ceramic (optional)
- Without Inner Drawer (optional).

**W:76 1/2" H:33 7/8" D:19 5/8"**

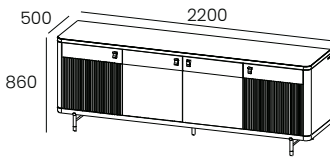
kg	m3	vol	eco
130	0,866	2	01017010300

RETAIL		
Case & Fronts	Slatted	
BX/LM	BX/LM	6,840
	BX-280	6,900
BX-280	LM	6,900
	BX-280	7,020

Top - 881802		
CM - S01	1,200	
CM - S03		

**881206**

**Sideboard 4D**



- 4 Doors
- 3 Removable Glass Shelves
- Foot in Metal always in LF and Brass Finish
- Handles Noir PX-001 or Brown PX-002
- Top in Ceramic (optional)
- Without Inner Drawer (optional).

**W:86 5/8" H:33 7/8" D:19 5/8"**

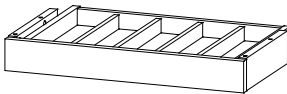
kg	m3	vol	eco
150	0,972	2	01017010310

RETAIL		
Case & Fronts	Slatted	
BX/LM	BX	7,380
	BX-280	7,740
BX-280	LM	7,740
	BX-280	7,860

Top - 881803		
CM - S01	1,200	
CM - S03		

**881290**

**Drawer with covered storage**



- Inner Drawer with Covered Storage
- Drawer for Sideboard 86 5/8"W
- This Drawer is only sold with a Sideboard.

kg	m3	vol	eco
6,5	0,082	1	01017010240

RETAIL		
Front		
BX/LM	1,020	
BX-280	1,800	

**881291**

**Drawer without covered storage**



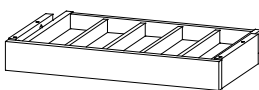
- Inner Drawer with Covered Storage
- Drawer for Sideboard 86 5/8"W
- This Drawer is only sold with a Sideboard.

kg	m3	vol	eco
5,5	0,082	1	01017010240

RETAIL		
Front		
BX/LM	780	
BX-280	1,500	

**881292**

**Drawer with covered storage**



- Inner Drawer with covered storage
- Drawer for Sideboard 55 1/8"W and 76 1/2"W
- This Drawer is only sold with a Sideboard.

kg	m3	vol	eco
4	0,040	1	01017010240

RETAIL		
Front		
BX/LM	780	
BX-280	1,380	

**881293**

**Drawer without covered storage**



- Inner Drawer with covered storage
- Drawer for Sideboard 55 1/8"W and 76 1/2"W
- This Drawer is only sold with a Sideboard.

kg	m3	vol	eco
4	0,040	1	01017010240

RETAIL		
Front		
BX/LM	660	
BX-280	1,260	

# SANTANA

## Sideboard

**841201**

**W:73 1/4" H:35" D:19 7/8"**

kg	m3	vol	eco
98	0,903	3	01017010290

### Sideboard 2SD

- 2 sliding Doors
- 2 Removable Glass Shelves
- Metal Foot and Handle always in LF Finish
- Without Inner Drawer (optional)
- Interior LEDs (optional)

RETAIL		
Case + Fronts		 Interior 841902  480
BX /LM + BX/LM	5772	

**841202**

**W:86 5/8" H:35" D:19 7/8"**

kg	m3	vol	eco
112	1,058	3	01017010300

### Sideboard 2SD

- 2 sliding Doors
- 2 Removable Glass Shelves
- Metal Foot and Handle always in LF Finish
- Without Inner Drawer (optional)
- Interior LEDs (optional)

RETAIL		
Case + Fronts		 Interior 841901  516
BX /LM + BX/LM	6072	

**841290**

kg	m3	vol	eco
7	0,060	1	01017010240

### Drawer with covered storage

- Inner Drawer with covered storage
- Drawer for Sideboard 86 5/8"W
- this Drawer is sold only with a Sideboard

RETAIL	
Front	
BX or LM	
900	

**841291**

kg	m3	vol	eco
7	0,060	1	01017010240

### Drawer without covered storage

- Inner Drawer without covered storage
- Drawer for Sideboard 86 5/8"W
- this Drawer is sold only with a Sideboard

RETAIL	
Front	
BX or LM	
780	

**841292**

kg	m3	vol	eco
7	0,050	1	01017010240

### Drawer with covered storage

- Inner Drawer with covered storage
- Drawer for Sideboard 73 1/4"W
- this Drawer is sold only with a Sideboard

RETAIL	
Front	
BX or LM	
780	

**841293**

kg	m3	vol	eco
6	0,050	1	01017010240

### Drawer without covered storage

- Inner Drawer without covered storage
- Drawer for Sideboard 73 1/4"W
- this Drawer is sold only with a Sideboard

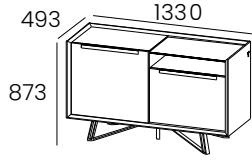
RETAIL	
Front	
BX or LM	
660	

# TAIGA

## Sideboard

**831201**


**Sideboard 2D + 1N**



- Top in LM or BX Finish and Glass Niche Top
- 2 Doors and 1 Niche
- 2 Removable Glass Shelves
- Metal Foot and Handle always in LF Finish
- Without Inner Drawer (optional)
- Niche LEDs (optional)

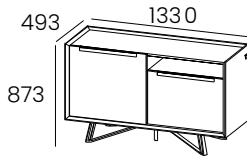
**W:52 3/8" H:34 3/8" D:19 1/2"**

kg	m3	vol	eco
101	0,7	2	01017010300

RETAIL			
Case	Fronts		 Niche 831902
LM	BX/LM	5,460	
	LB	6,000	

**831203**


**Sideboard 2D + 1N**



- Top in LM or BX Finish
- 2 Doors and 1 Niche
- 2 Removable Glass Shelves
- Metal Foot and Handle always in LF Finish
- Without Inner Drawer (optional)
- Niche LEDs (optional)

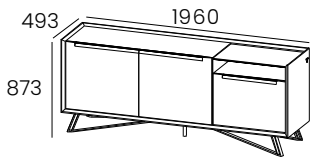
**W:52 3/8" H:34 3/8" D:19 1/2"**

kg	m3	vol	eco
99	0,7	2	01017010290

RETAIL			
Case	Fronts		 Niche 831902
LM	BX/LM	5,544	
	LB	6,096	

**831202**


**Sideboard 3D + 1N**



- Top in LM or BX Finish and Glass Niche Top
- 3 Doors and 1 Niche
- 2 Removable Glass Shelves
- Metal Foot and Handle always in LF Finish
- Without Inner Drawer (optional)
- Niche LEDs (optional)

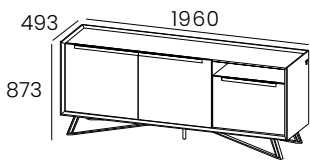
**W:77 1/8" H:34 3/8" D:19 1/2"**

kg	m3	vol	eco
132	1,068	2	01017010300

RETAIL			
Case	Fronts		 Niche 831903
LM	BX/LM	6,738	
	LB	7,410	

**831206**


**Sideboard 3D + 1N**



- Top in LM or BX Finish
- 3 Doors and 1 Niche
- 2 Removable Glass Shelves
- Metal Foot and Handle always in LF Finish
- Without Inner Drawer (optional)
- Niche LEDs (optional)

**W:77 1/8" H:34 3/8" D:19 1/2"**

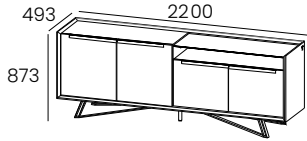
kg	m3	vol	eco
131	1,068	2	01017010300

RETAIL			
Case	Fronts		 Niche 831903
LM	BX/LM	6,840	
	LB	7,530	

# TAIGA

## Sideboard

**831204**



**Sideboard 4D + 1N**

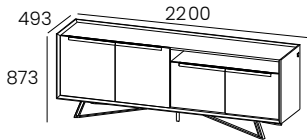
- Top in LM or BX Finish and Glass Niche Top
- 4 Doors and 1 Niche
- 2 Removable Glass Shelves
- Metal Foot and Handle always in LF Finish
- Without Inner Drawer (optional)
- Niche LEDs (optional)

**W:86 5/8" H:34 3/8" D:19 1/2"**

kg	m3	vol	eco
143	1,167	2	01017010300

RETAIL			
Case	Fronts		Niche 831901
LM	BX/LM	7,098	
	LB	7,800	

**831205**



**Sideboard 4D + 1N**

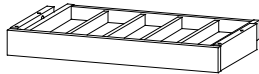
- Top in LM or BX Finish
- 4 Doors and 1 Niche
- 2 Removable Glass Shelves
- Metal Foot and Handle always in LF Finish
- Without Inner Drawer (optional)
- Niche LEDs (optional)

**W:86 5/8" H:34 3/8" D:19 1/2"**

kg	m3	vol	eco
141	1,167	2	01017010300

RETAIL			
Case	Fronts		Niche 831901
LM	BX/LM	7,200	
	LB	7,920	

**831290**



**Drawer with covered storage**

- Inner Drawer with covered storage
- Drawer for Sideboard 86 5/8" W
- This Drawer is sold only with a Sideboard

kg	m3	vol	eco
7	0,063	1	01017010240

RETAIL	
Front	
BX or LM	
900	

**831291**



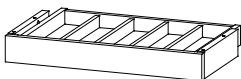
**Drawer without covered storage**

- Inner Drawer without covered storage
- Drawer for Sideboard 86 5/8" W
- this Drawer is sold only with a Sideboard

kg	m3	vol	eco
7	0,063	1	01017010240

RETAIL	
Front	
BX or LM	
780	

**831292**



**Drawer with covered storage**

- Inner Drawer with covered storage
- Drawer for Sideboard 77 1/8"W and 52 3/8"W
- this Drawer is sold only with a Sideboard

kg	m3	vol	eco
5	0,038	1	01017010240

RETAIL	
Front	
BX or LM	
780	

**831293**



**Drawer without covered storage**

- Inner Drawer without covered storage
- Drawer for Sideboard 77 1/8"W and 52 3/8"W
- this Drawer is sold only with a Sideboard

kg	m3	vol	eco
5	0,038	1	01017010240

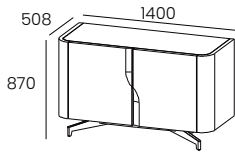
RETAIL	
Front	
BX or LM	
660	

# WIND

## Sideboard

### 711203

### Sideboard 2D



- 2 Doors
- 1 Removable Glass Shelf
- Foot and Handles always in LF Finish, except LF-018
- without Interior Drawer (available as add-on)
- you must Choose the Cabinet Top Finish, BX, LM, LF or CM

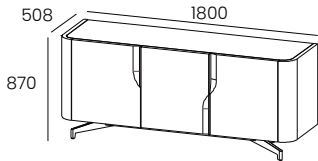
**W:55 1/8" H:34 1/4" D:20"**

kg	m3	vol	eco
81	0,654	3	01017010290

RETAIL	
Case + Fronts	
BX + BX	4,320
LM + LM	4,800
LB + LB	4,980
LBM + LBM	5,460
Cabinet Top - 711803	
BX	480
LM	540
LF	600
CM - S01	1,620
CM - S03	

### 711202

### Sideboard 3D



- 3 Doors
- 2 Removable Glass Shelves
- Foot and Handles always in LF Finish, except LF-018
- without Interior Drawer (available as add-on)
- you must Choose the Finish of the Cabinet Top, BX, LM, LF or CM

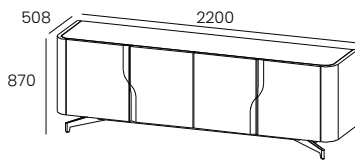
**W:70 7/8" H:34 1/4" D:20"**

kg	m3	vol	eco
101	0,839	3	01017010300

RETAIL	
Case + Fronts	
BX + BX	5,100
LM + LM	5,520
LB + LB	5,760
LBM + LBM	6,360
Cabinet Top - 711802	
BX	600
LM	660
LF	720
CM - S01	2,040
CM - S03	

### 711201

### Sideboard 4D



- 4 Doors
- 2 Removable Glass Shelves
- Foot and Handles always in LF Finish, except LF-018
- without Interior Drawer (available as add-on)
- you must Choose the Finish of the Cabinet Top, BX, LM, LF or CM

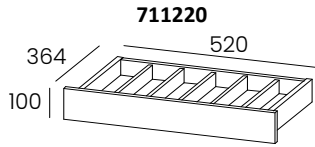
**W:86 5/8" H:34 1/4" D:20"**

kg	m3	vol	eco
119	1,024	3	01017010300

RETAIL	
Case + Fronts	
BX + BX	5,640
LM + LM	6,120
LB + LB	6,420
LBM + LBM	7,080
Cabinet Top - 711801	
BX	660
LM	780
LF	840
CM - S01	2,460
CM - S03	

# WIND

## Drawer



**711220**

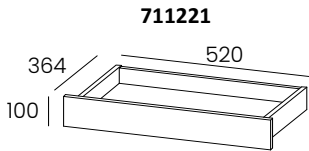
### Drawer with covered storage

**W:20 1/2" H:4" D:14 3/8"**

kg	m3	vol	eco
5	0,035	1	01017010230

- Interior Drawer with covered storage
- Sideboard Drawer 55 1/8"W
- the Drawer is always placed in the center
- this Drawer is only sold with a Sideboard

<b>RETAIL</b>
<b>Front</b>
Melamine
720



**711221**

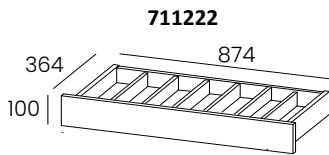
### Drawer without covered storage

**W:20 1/2" H:4" D:14 3/8"**

kg	m3	vol	eco
5	0,035	1	01017010230

- Interior Drawer without covered storage
- Sideboard Drawer 55 1/8"W
- the Drawer is always placed in the center
- this Drawer is only sold with a Sideboard

<b>RETAIL</b>
<b>Front</b>
Melamine
480



**711222**

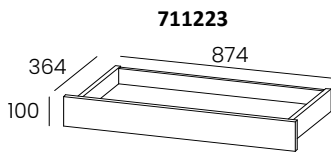
### Drawer with covered storage

**W:34 1/2" H:4" D:14 3/8"**

kg	m3	vol	eco
6	0,057	1	01017010240

- Interior Drawer with covered storage
- Drawer for Sideboard 70 7/8"W and 86 5/8"W
- the Drawer is always placed in the center
- this Drawer is only sold with a Sideboard

<b>RETAIL</b>
<b>Front</b>
Melamine
1,080



**711223**

### Drawer without covered storage

**W:34 1/2" H:4" D:14 3/8"**

kg	m3	vol	eco
6	0,057	1	01017010240

- Interior Drawer without covered storage
- Drawer for Sideboard 70 7/8"W and 86 5/8"W
- the Drawer is always placed in the center
- this Drawer is only sold with a Sideboard

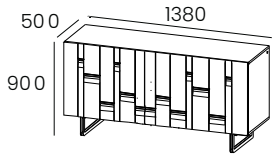
<b>RETAIL</b>
<b>Front</b>
Melamine
780



# CARAT

## Sideboard

### 771203




**W:54 3/8" H:35 1/2" D:19 5/8"**

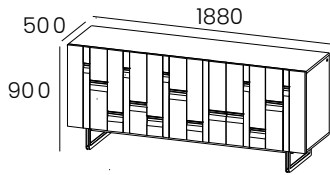
kg	m3	vol	eco
73	0,69	3	01017010290

### Sideboard 2D

- 2 Doors
- 1 Removable Glass Shelf
- Handles always in LF Finish, except LF-018
- Feet always in LF Finish
- Front always in Lacquered Finish, LM or LB
- Front LEDs (optional)
- Choose between Foot P1 or P2

RETAIL		 Front 771903  480
Case + Fronts		
BX + LM	5,040	
BX + LB	5,280	
LM + LM	5,160	
LM + LB	5,460	

### 771202




**W:74" H:35 1/2" D:19 5/8"**

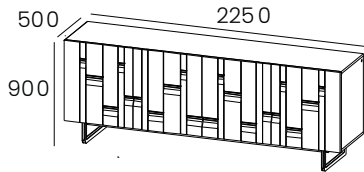
kg	m3	vol	eco
101	0,95	3	01017010300

### Sideboard 3D

- 3 Doors
- 2 Removable Glass Shelves
- Handles always in LF Finish, except LF-018
- Feet always in LF Finish
- Front always in Lacquered Finish, LM or LB
- Front LEDs (optional)
- Choose between Foot P1 or P2

RETAIL		 Front 771902  660
Case + Fronts		
BX + LM	6,300	
BX + LB	6,660	
LM + LM	6,420	
LM + LB	6,840	

### 771201




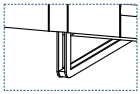
**W:88 5/8" H:35 1/2" D:19 5/8"**

kg	m3	vol	eco
114	1,21	3	01017010300

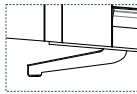
### Sideboard 4D

- 4 Doors
- 2 Removable Glass Shelves
- Handles always in LF Finish, except LF-018
- Feet always in LF Finish
- Front always in Lacquered Finish, LM or LB
- Front LEDs (optional)
- Choose between Foot P1 or P2

RETAIL		 Front 771901  780
Case + Fronts		
BX + LM	6,660	
BX + LB	7,320	
LM + LM	6,780	
LM + LB	7,440	



P1

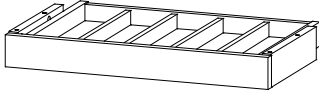


P2

# CARAT

## Drawer

**771212**



kg	m3	vol	eco
6	0,042	1	01017010240

**Drawer with covered storage**

- Interior Drawer with covered storage
- Drawer for Sideboards 74"W and 54 3/8"W
- this Drawer is sold only with a Sideboard

<b>RETAIL</b>
<b>Front</b>
Melamine
660

**771213**



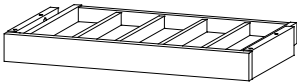
kg	m3	vol	eco
6	0,042	1	01017010240

**Drawer without covered storage**

- Interior Drawer without covered storage
- Drawer for Sideboards 74"W and 54 3/8"W
- this Drawer is sold only with a Sideboard

<b>RETAIL</b>
<b>Front</b>
Melamine
480

**771210**



kg	m3	vol	eco
6	0,042	1	01017010240

**Drawer with covered storage**

- Interior Drawer with covered storage
- Drawer for Sideboard 88 5/8"W
- this Drawer is sold only with a Sideboard

<b>RETAIL</b>
<b>Front</b>
Melamine
660

**771211**



kg	m3	vol	eco
6	0,042	1	01017010240

**Drawer without covered storage**

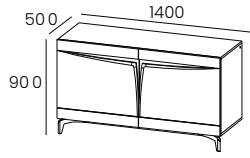
- Interior Drawer without covered storage
- Drawer for Sideboard 88 5/8"W
- this Drawer is sold only with a Sideboard

<b>RETAIL</b>
<b>Front</b>
Melamine
480

# IRIS

## Sideboard

621201



Sideboard 2D

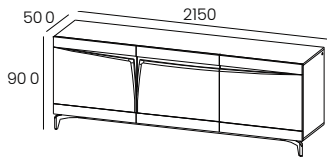
- 2 Doors
- 1 Removable Glass Shelf
- Foot and Motif in Metal always in LF Finish
- without Interior Drawer (available as add-on)
- Back LEDs (optional)

**W:55 1/8" H:35 1/2" D:19 5/8"**

kg	m3	vol	eco
82	0,916	3	01017010290

RETAIL			
Case	Fronts		Back 621903
BX/LM	LM	4860	
	LB	5160	

621202



Sideboard 3D

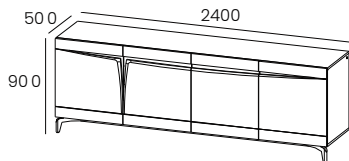
- 3 Doors
- 2 Removable Glass Shelves
- Foot and Motif in Metal always in LF Finish
- without Interior Drawer (available as add-on)
- Back LEDs (optional)

**W:84 5/8" H:35 1/2" D:19 5/8"**

kg	m3	vol	eco
121	1,294	3	01017010300

RETAIL			
Case	Fronts		Back 621901
BX/LM	LM	6300	
	LB	6720	

621203



Sideboard 4D

- 4 Doors
- 2 Removable Glass Shelves
- Foot and Motif in Metal always in LF Finish
- without Interior Drawer (available as add-on)
- Back LEDs (optional)

**W:94 1/2" H:35 1/2" D:19 5/8"**

kg	m3	vol	eco
130	1,381	3	01017010300

RETAIL			
Case	Fronts		Back 621902
BX/LM	LM	6720	
	LB	7200	

## Drawer

**621290**



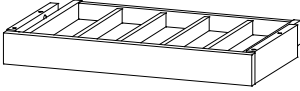
kg m3 vol eco  
5 0,017 1 01017010240

### Drawer without covered storage

- Interior Drawer without covered storage
- Drawer for Sideboard 55 1/8"W and 84 5/8"W
- this Drawer is only sold with a Sideboard

<b>RETAIL</b>
<b>Front</b>
Melamine
480

**621291**



kg m3 vol eco  
5 0,017 1 01017010240

### Drawer with covered storage

- Interior Drawer with covered storage
- Drawer for Sideboard 55 1/8"W and 84 5/8"W
- this Drawer is only sold with a Sideboard

<b>RETAIL</b>
<b>Front</b>
Melamine
720

**621293**



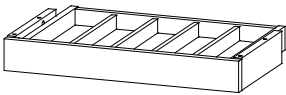
kg m3 vol eco  
6 0,024 1 01017010240

### Drawer without covered storage

- Interior Drawer without covered storage
- Drawer for Sideboard 94 1/2"W
- this Drawer is only sold with a Sideboard

<b>RETAIL</b>
<b>Front</b>
Melamine
780

**621294**



kg m3 vol eco  
6 0,024 1 01017010240

### Drawer with covered storage

- Interior Drawer with covered storage
- Drawer for Sideboard 94 1/2"W
- this Drawer is only sold with a Sideboard

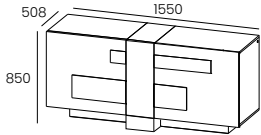
<b>RETAIL</b>
<b>Front</b>
Melamine
1,080

# BRISTOL

## Sideboard

801205

Sideboard 2D+1D



- 2 Doors and 1 Door
- 3 Removable Glass Shelves
- TA Finish only available on front Door Front and base vertical
- lighting base and Interior Small Door (optional)
- without Interior Drawer (available as add-on)
- Plinth in LF Finish

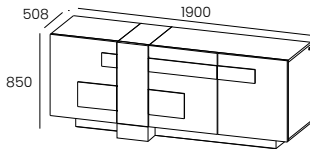
**W:61" H:33 1/2" D:20"**

kg	m3	vol	eco
90	0,803	1	01017010290

RETAIL				
Case	Fronts	Front Horizontal Accents & Top Accent		Baseboard 801903
BX/LM	BX/LM	BX/LM	4,740	
		LB	5,040	
LB	LB	BX/LM	5,040	Interior Small Door 240
		LB	5,340	

801202

Sideboard 3D+1D



- 3 Doors and 1 Door
- 3 Removable Glass Shelves
- TA Finish only available on front Door Front and base vertical
- lighting base and Interior Small Door (optional)
- Plinth in LF Finish
- without Interior Drawer (available as add-on)

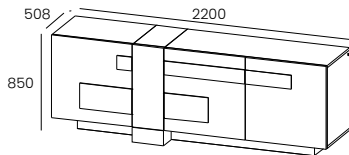
**W:74 7/8" H:33 1/2" D:20"**

kg	m3	vol	eco
118	1,013	1	01017010300

RETAIL				
Case	Fronts	Front Horizontal Accents & Top Accent		Baseboard 801902
BX/LM	BX/LM	BX/LM	5,400	
		LB	5,700	
LB	LB	BX/LM	5,820	Interior Small Door 240
		LB	6,120	

801201

Sideboard 3D+1D



- 3 Doors or 1 Door
- 3 Removable Glass Shelves
- TA Finish only available on front Door Front and base vertical
- lighting base and Interior Small Door (optional)
- Plinth in LF Finish
- without Interior Drawer (available as add-on)

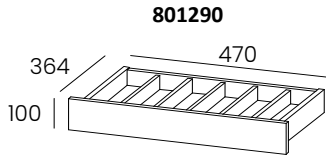
**W:86 5/8" H:33 1/2" D:20"**

kg	m3	vol	eco
133	1,168	1	01017010300

RETAIL				
Case	Fronts	Front Horizontal Accents & Top Accent		Baseboard 801901
BX/LM	BX/LM	BX/LM	5,700	
		LB	6,000	
LB	LB	BX/LM	6,120	Interior Small Door 240
		LB	6,420	

# BRISTOL

## Drawer



**801290**

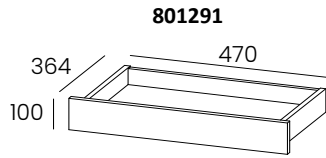
**Interior Drawer with covered storage**

**W:18 1/2" H:4" D:14 3/8"**

- Interior Drawer with covered storage
- Drawer of Sideboard 74 7/8"W
- this Drawer is sold only with the Sideboard

kg	m3	vol	eco
5	0,036	1	01017010240

<b>RETAIL</b>
<b>Front</b>
Melamine
600



**801291**

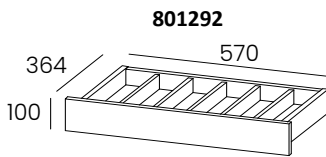
**Interior Drawer without covered storage**

**W:18 1/2" H:4" D:14 3/8"**

- Interior Drawer without covered storage
- Drawer of Sideboard 74 7/8"W
- this Drawer is sold only with the Sideboard

kg	m3	vol	eco
5	0,036	1	01017010240

<b>RETAIL</b>
<b>Front</b>
Melamine
360



**801292**

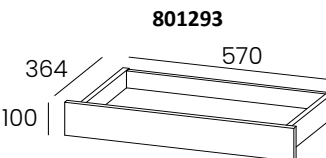
**Interior Drawer with covered storage**

**W:22 1/2" H:4" D:14 3/8"**

- Interior Drawer with covered storage
- Drawer of Sideboard 61"W or 86 5/8"W
- this Drawer is sold only with the Sideboard

kg	m3	vol	eco
6	0,042	1	01017010240

<b>RETAIL</b>
<b>Front</b>
Melamine
720



**801293**

**Interior Drawer without covered storage**

**W:22 1/2" H:4" D:14 3/8"**

- Interior Drawer without covered storage
- Drawer of Sideboard 61"W or 86 5/8"W
- this Drawer is sold only with the Sideboard

kg	m3	vol	eco
6	0,042	1	01017010240

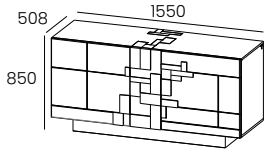
<b>RETAIL</b>
<b>Front</b>
Melamine
480

# WEMBLEY

## Sideboard

851205


Sideboard 2D+1D



- 2 Doors and 1 Door
- 3 Removable Glass Shelves
- Front Accents always in BX or TA-278 Finish
- LEDs in Baseboard and Interior Small Door (optional)
- without inner Drawer(optional)

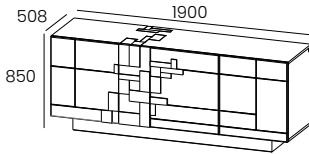
**W:61" H:33 1/2" D:20"**

kg	m3	vol	eco
87	0,792	1	01017010290

RETAIL		
Case + Fronts		 Baseboard 851903 300
BX/LM + LM	4,500	
BX/LM + LB	4,800	Small Door 851904 240

851202


Sideboard 3D+1D



- 3 Doors and 1 Door
- 3 Removable Glass Shelves
- Front Accents always in BX or TA-278 Finish
- LEDs in Baseboard and Interior Small Door (optional)
- Without Inner Drawer(optional)

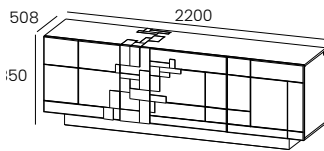
**W:74 7/8" H:33 1/2" D:20"**

kg	m3	vol	eco
114	0,965	1	01017010300

RETAIL		
Case + Fronts		 Baseboard 851902 360
BX/LM + LM	5,370	
BX/LM + LB	5,760	Small Door 851904 240

851201


Sideboard 3D+1D



- 3 Doors and 1 Door
- 3 Removable Glass Shelves
- Front Accents always in BX or TA-278 Finish
- LEDs in Baseboard and Interior Small Door (optional)
- without inner Drawer(optional)

**W:86 5/8" H:33 1/2" D:20"**

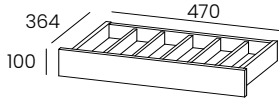
kg	m3	vol	eco
129	0,965	1	01017010300

RETAIL		
Case + Fronts		 Baseboard 851901 420
BX/LM + LM	5,370	
BX/LM + LB	5,760	Small Door 851904 240

# WEMBLEY

## Drawer

**851290**



**W:18 1/2" H:4" D:14 3/8"**

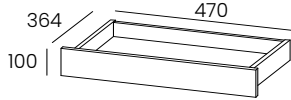
kg	m3	vol	eco
5	0,043	1	01017010300

### Drawer with covered storage

- inner Drawer with covered storage
- for Sideboard 74 7/8"W
- this Drawer is sold only with a Sideboard

<b>RETAIL</b>
<b>Front</b>
Melamine
600

**851291**



**W:18 1/2" H:4" D:14 3/8"**

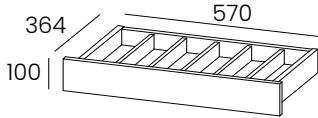
kg	m3	vol	eco
5	0,043	1	01017010300

### Drawer without covered storage

- inner Drawer without covered storage
- for Sideboard 74 7/8"W
- this Drawer is sold only with a Sideboard

<b>RETAIL</b>
<b>Front</b>
Melamine
360

**851292**



**W:22 1/2" H:4" D:14 3/8"**

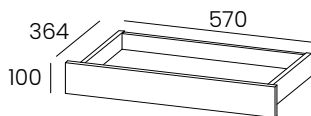
kg	m3	vol	eco
6	0,051	1	01017010300

### Drawer with covered storage

- inner Drawer with covered storage
- for Sideboard 61"W and 86 5/8"W
- this Drawer is sold only with a Sideboard

<b>RETAIL</b>
<b>Front</b>
Melamine
720

**851293**



**W:22 1/2" H:4" D:14 3/8"**

kg	m3	vol	eco
6	0,051	1	01017010300

### Drawer without covered storage

- inner Drawer without covered storage
- for Sideboard 61"W and 86 5/8"W
- this Drawer is sold only with a Sideboard

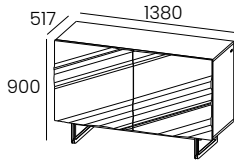
<b>RETAIL</b>
<b>Front</b>
Melamine
480



# MIRAGE

## Sideboard

861203



**W:54 3/8" H:35 1/2" D:20 3/8"**

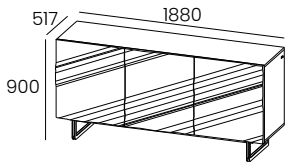
kg	m3	vol	eco
85	0,76	2	01017010290

Sideboard 2D

- 2 Doors
- 1 Removable Glass Shelf
- Feet always in LF Finish
- Fronts always in Lacquer Finish, LM or LB

RETAIL	
Case + Fronts	
BX + LM	5,040
BX + LB	5,280
LM + LM	5,160
LM + LB	5,460

861202



**W:74" H:35 1/2" D:20 3/8"**

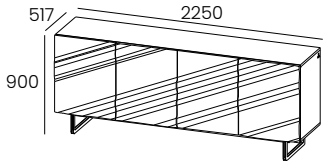
kg	m3	vol	eco
105	1,038	2	01017010300

Sideboard 3D

- 3 Doors
- 2 Removable Glass Shelves
- Feet always in LF Finish
- Fronts always in Lacquer Finish, LM or LB

RETAIL	
Case + Fronts	
BX + LM	6,300
BX + LB	6,660
LM + LM	6,420
LM + LB	6,840

861201



**W:88 5/8" H:35 1/2" D:20 3/8"**

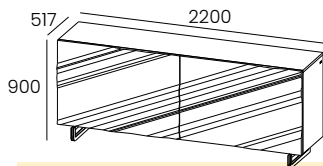
kg	m3	vol	eco
118	1,244	2	01017010300

Sideboard 4D

- 4 Doors
- 2 Removable Glass Shelves
- Feet always in LF Finish
- Fronts always in Lacquer Finish, LM or LB

RETAIL	
Case + Fronts	
BX + LM	6,660
BX + LB	7,320
LM + LM	6,780
LM + LB	7,200

861204




**W:86 5/8" H:35 1/2" D:20 3/8"**

kg	m3	vol	eco
132	1,223	2	01017010300

Sideboard 2CD

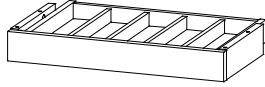
- 2 Coplanar Doors
- 2 Removable Glass Shelves
- Feet always in LF Finish
- Fronts always in Lacquer Finish, LM or LB
- Interior LEDs (optional)

RETAIL		
Case + Fronts		 Interior LEDs 861901  540
BX + LM	8,880	
BX + LB	9,840	
LM + LM	9,060	
LM + LB	10,080	

# MIRAGE

## Drawer

**861212**



kg m3 vol eco  
5 0,041 1 01017010240

**Drawer with covered storage**

- Interior Drawer with covered storage
- Drawer for Sideboard 74"W and 54 3/8"W
- this Drawer is only sold with a Sideboard

<b>RETAIL</b>
<b>Front</b>
Melamine
660

**861213**



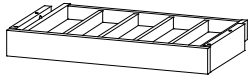
kg m3 vol eco  
5 0,041 1 01017010240

**Drawer without covered storage**

- Interior Drawer without covered storage
- Drawer for Sideboard 74"W and 54 3/8"W
- this Drawer is only sold with a Sideboard

<b>RETAIL</b>
<b>Front</b>
Melamine
480

**861210**



kg m3 vol eco  
8 0,066 1 01017010240

**Drawer with covered storage**

- Interior Drawer with covered storage
- Drawer for Sideboard 88 5/8"W
- this Drawer is only sold with a Sideboard

<b>RETAIL</b>
<b>Front</b>
Melamine
660

**861211**



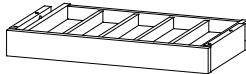
kg m3 vol eco  
7 0,066 1 01017010240

**Drawer without covered storage**

- Interior Drawer without covered storage
- Drawer for Sideboard 88 5/8"W
- this Drawer is only sold with a Sideboard

<b>RETAIL</b>
<b>Front</b>
Melamine
480

**861214**



kg m3 vol eco  
8 0,066 1 01017010240

**Drawer with covered storage**

- Interior Drawer with covered storage
- Drawer for Sideboard 86 5/8"W
- this Drawer is only sold with a Sideboard

<b>RETAIL</b>
<b>Front</b>
Melamine
660

**861215**



kg m3 vol eco  
7 0,066 1 01017010240

**Drawer without covered storage**

- Interior Drawer without covered storage
- Drawer for Sideboard 86 5/8"W
- this Drawer is only sold with a Sideboard

<b>RETAIL</b>
<b>Front</b>
Melamine
480

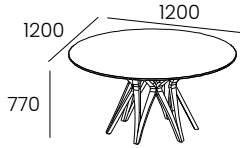
# DINING TABLES

# NEWTOWN

## Fixed Dining Table

**811228**

**Fixed Glass Top Dining Table**



- Top in Wood or Glass of 5/8"
- Foot always in BX or BX-280 Finishes

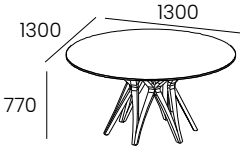
**DIA:47 1/4" H:30 3/8"**

kg	m3	vol	eco
BX 104			BX 01019010300
VR 127	1.090	2	VR 01019070300

RETAIL		
Table Top	Foot	
	BX	BX-280
BX	9240	9900
VR TRANSP	9,900	10,560
VR GRIS/Bronze	10560	11220

**811229**

**Fixed Glass Top Dining Table**



- Top in Wood or Glass of 5/8"
- Foot always in BX or BX-280 Finishes

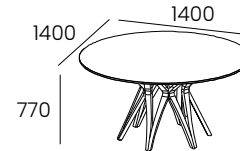
**DIA:51 1/4" H:30 3/8"**

kg	m3	vol	eco
BX 113			BX 01019010300
VR 139	1.151	2	VR 01019070300

RETAIL		
Table Top	Foot	
	BX	BX-280
BX	9570	10230
VR TRANSP	10,230	10,890
VR GRIS/Bronze	10890	11550

**811230**

**Fixed Glass Top Dining Table**



- Top in Glass of 5/8"
- Foot always in BX or BX-280 Finishes

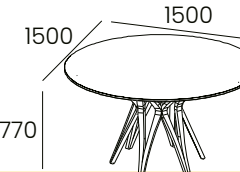
**DIA:55 1/8" H:30 3/8"**

kg	m3	vol	eco
BX 122			BX 01019010300
VR 152	1.217	2	VR 01019070310

RETAIL		
Table Top	Foot	
	BX	BX-280
BX	–	–
VR TRANSP	10,560	11,220
VR GRIS/Bronze	11220	11880

**811244**

**Fixed Glass Top Dining Table**



- Top in Glass of 5/8"
- Foot always in BX or BX-280 Finishes

**DIA:59" H:30 3/8"**

kg	m3	vol	eco
BX 122			BX 01019010300
VR 152	1.217	2	VR 01019070310

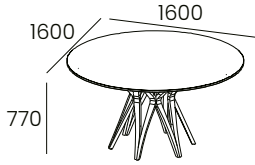
RETAIL		
Table Top	Foot	
	BX	BX-280
BX	–	–
VR TRANSP	10,800	11,460
VR GRIS/Bronze	11460	12120

# NEWTOWN

## Fixed Dining Table

**881245**

**Fixed Glass Top Dining Table**



- Top in Glass of 5/8"
- Foot always in BX or BX-280 Finishes

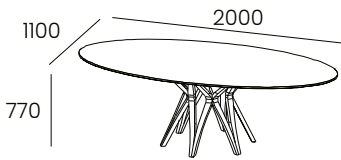
**DIA:63" H:30 3/8"**

kg	m3	vol	eco
BX 122			BX 01019010300
VR 152	1.217	2	VR 01019070310

RETAIL		
Table Top	Foot	
	BX	BX-280
BX	—	—
VR TRANSP	10,980	11,460
VR GRIS/Bronze	11460	12120

**811231**

**Fixed Glass Top Dining Table**



- Top in Glass of 5/8"
- Foot always in BX or BX-280 Finishes

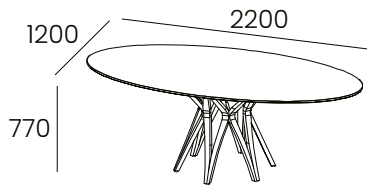
**W:78 3/4" H:30 3/8" D:43 3/8"**

kg	m3	vol	eco
166	1,277	2	01019070310

RETAIL		
Table Top	Foot	
	BX	BX-280
BX	—	—
VR TRANSP	11,550	12,210
VR GRIS/Bronze	12210	12870

**811246**

**Fixed Glass Top Dining Table**



- Top in Glass of 5/8"
- Foot always in BX or BX-280 Finishes

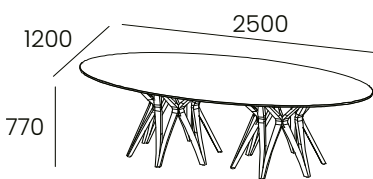
**W:86 5/8" H:30 3/8" D:47 1/4"**

kg	m3	vol	eco
166	1,277	2	01019070310

RETAIL		
Table Top	Foot	
	BX	BX-280
BX	—	—
VR TRANSP	12,090	12,750
VR GRIS/Bronze	12750	13530

**811247**

**Fixed Glass Top Dining Table**



- Top in Glass of 5/8"
- Foot always in BX or BX-280 Finishes

**W:98 1/2" H:30 3/8" D:47 1/4"**

kg	m3	vol	eco
166	1,277	2	01019070310

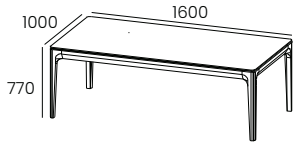
RETAIL		
Table Top	Foot	
	BX	BX-280
BX	—	—
VR TRANSP	19,932	20,988
VR GRIS/Bronze	20988	22308

# NEWPORT

## Fixed Dining Table

811232

### Fixed Top Dining Table



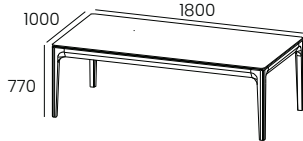
- Top in Wood or Ceramic
- Foot always in BX and/or LF Finish, with the exception of LF-018 Finish

W:63" H:30 3/8" D:39 3/8"

RETAIL				
Foot	Table Top			
	BX	CM-S01	CM-S03	CM-S05
BX/LF	5058	5784	8484	
BX-280	6114	7104	9804	

811233

### Fixed Top Dining Table



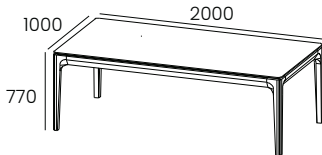
- Top in Wood or Ceramic
- Foot always in BX and/or LF Finish, with the exception of LF-018 Finish

W:70 7/8" H:30 3/8" D:39 3/8"

RETAIL				
Foot	Table Top			
	BX	CM-S01	CM-S03	CM-S05
BX/LF	5190	5916	8616	
BX-280	6312	7236	9936	

811234

### Fixed Top Dining Table



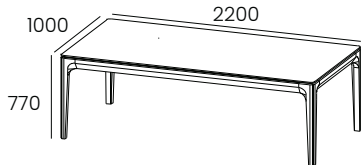
- Top in Wood or Ceramic
- Foot always in BX and/or LF Finish, with the exception of LF-018 Finish

W:78 3/4" H:30 3/8" D:39 3/8"

RETAIL				
Foot	Table Top			
	BX	CM-S01	CM-S03	CM-S05
BX/LF	5232	6114	8814	
BX-280	6510	7434	10134	

811235

### Fixed Top Dining Table



- Top in Wood or Ceramic
- Foot always in BX and/or LF Finish, with the exception of LF-018 Finish

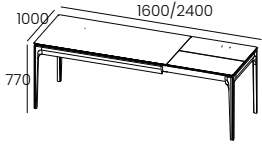
W:86 5/8" H:30 3/8" D:39 3/8"

RETAIL				
Foot	Table Top			
	BX	CM-S01	CM-S03	CM-S05
BX/LF	5454	6246	8946	
BX-280	6708	7632	10332	

# NEWPORT

## Extension Dining Table

811236



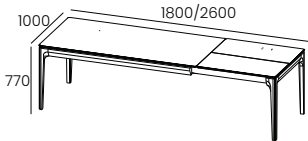
W:63" H:30 3/8" D:39 3/8"

### Extension Top Dining Table

- Top in Wood or Ceramic
- 1 End Extension 31 1/2"W
- When the Table Top is made of Ceramic, the extension is always made of Ceramic
- Foot always in BX and/or LF Finish, with the exception of LF-018 Finish

RETAIL				
Foot	Table Top			
	BX	CM-S01	CM-S03	CM-S05
BX/LF	5850	6576		9276
BX-280	6270	8094		10794

811237



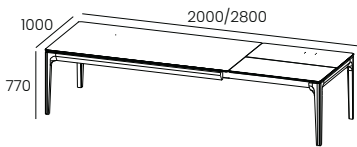
W:70 7/8" H:30 3/8" D:39 3/8"

### Extension Top Dining Table

- Top in Wood or Ceramic
- 1 End Extension 31 1/2"W
- When the Table Top is made of Ceramic, the extension is always made of Ceramic
- Foot always in BX and/or LF Finish, with the exception of LF-018 Finish

RETAIL				
Foot	Table Top			
	BX	CM-S01	CM-S03	CM-S05
BX/LF	6048	6774		9474
BX-280	7368	8424		11124

811238



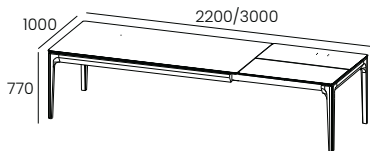
W:78 3/4" H:30 3/8" D:39 3/8"

### Extension Top Dining Table

- Top in Wood or Ceramic
- 1 End Extension 31 1/2"W
- When the Table Top is made of Ceramic, the extension is always made of Ceramic
- Foot always in BX and/or LF Finish, with the exception of LF-018 Finish

RETAIL				
Foot	Table Top			
	BX	CM-S01	CM-S03	CM-S05
BX/LF	6246	6972		9672
BX-280	7632	8688		11388

811239



W:86 5/8" H:30 3/8" D:39 3/8"

### Extension Top Dining Table

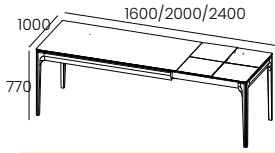
- Top in Wood or Ceramic
- 1 End Extension 31 1/2"W
- When the Table Top is made of Ceramic, the extension is always made of Ceramic
- Foot always in BX and/or LF Finish, with the exception of LF-018 Finish

RETAIL				
Foot	Table Top			
	BX	CM-S01	CM-S03	CM-S05
BX/LF	6444	7170		9870
BX-280	7962	8952		11652

# NEWPORT

## Extension Dining Table

**811240**



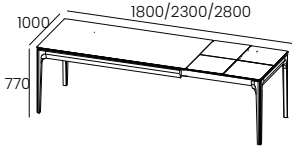
**W:63" H:30 3/8" D:39 3/8"**

### Extension Top Dining Table

- Top in Wood or Ceramic
- 2 End Extensions 15 3/4"W
- When the Table Top is made of Ceramic, the extension is always made of Ceramic
- Foot always in BX and/or LF Finish, with the exception of LF-018 Finish

RETAIL				
Foot	Table Top			
	BX	CM-S01	CM-S03	CM-S05
BX/LF	6312	7038		9738
BX-280	7764	8754		11454

**811241**



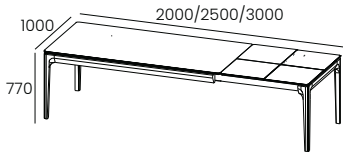
**W:70 7/8" H:30 3/8" D:39 3/8"**

### Extension Top Dining Table

- Top in Wood or Ceramic
- 2 End Extensions 19 5/8"W
- When the Table Top is made of Ceramic, the extension is always made of Ceramic
- Foot always in BX and/or LF Finish, with the exception of LF-018 Finish

RETAIL				
Foot	Table Top			
	BX	CM-S01	CM-S03	CM-S05
BX/LF	6510	7236		9936
BX-280	8028	8952		11652

**811242**



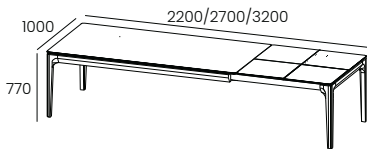
**W:78 3/4" H:30 3/8" D:39 3/8"**

### Extension Top Dining Table

- Top in Wood or Ceramic
- 2 End Extensions 19 5/8"W
- When the Table Top is made of Ceramic, the extension is always made of Ceramic
- Foot always in BX and/or LF Finish, with the exception of LF-018 Finish

RETAIL				
Foot	Table Top			
	BX	CM-S01	CM-S03	CM-S05
BX/LF	6714	7434		10134
BX-280	8292	9216		11916

**811243**



**W:86 5/8" H:30 3/8" D:39 3/8"**

### Extension Top Dining Table

- Top in Wood or Ceramic
- 2 End Extensions 19 5/8"W
- When the Table Top is made of Ceramic, the extension is always made of Ceramic
- Foot always in BX and/or LF Finish, with the exception of LF-018 Finish

RETAIL				
Foot	Table Top			
	BX	CM-S01	CM-S03	CM-S05
BX/LF	6906	7632		10332
BX-280	8556	9480		11880

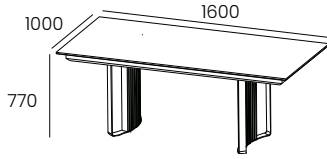


# FIDJI

## Fixed Dining Table w/ Slatted Accent (39 3/8" D)

**881233**

**Fixed Top Dining Table**



**W:63" H:30 3/8" D:39 3/8"**

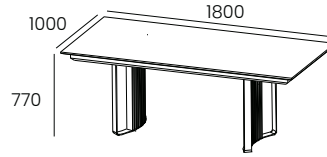
kg	m3	vol	eco
BX 82	1,057	3	BX 01019010290
CM 99			CM 01019080290

- Table Top in Wood or Ceramic
- Metal Foot in LF and Slatted in BX, BX-280 or LM
- Wooden Table Structure in LF, except in LF-018.

RETAIL			
Foot	Top		
LF	BX/BX-280	CM-S01	CM-S03
Slatted			
BX	5,100	6,360	
LM	5,160	6,420	
BX-280	5,280	6,540	

**881230**

**Fixed Top Dining Table**



**W:70 7/8" H:30 3/8" D:39 3/8"**

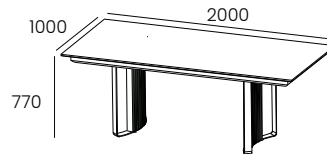
kg	m3	vol	eco	BX
BX 86	1,087	3	01019010290	
CM 105			CM 01019080300	

- Table Top in Wood or Ceramic
- Metal Foot in LF and Slatted in BX, BX-280 or LM
- Wooden Table Structure in LF, except in LF-018.

RETAIL			
Foot	Top		
LF	BX/BX-280	CM-S01	CM-S03
Slatted			
BX	5,220	6,540	
LM	5,340	6,660	
BX-280	5,400	6,720	

**881231**

**Fixed Top Dining Table**



**W:78 3/4" H:30 3/8" D:39 3/8"**

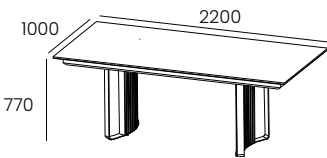
kg	m3	vol	eco	BX
BX 90	1,120	3	01019010290	
CM 111			CM 01019080300	

- Table Top in Wood or Ceramic
- Metal Foot in LF and Slatted in BX, BX-280 or LM
- Wooden Table Structure in LF, except in LF-018.

RETAIL			
Foot	Top		
LF	BX/BX-280	CM-S01	CM-S03
Slatted			
BX	5,400	6,960	
LM	5,460	7,020	
BX-280	5,580	7,140	

**881232**

**Fixed Top Dining Table**



**W:86 5/8" H:30 3/8" D:39 3/8"**

kg	m3	vol	eco	BX
BX 96	1,151	3	01019010290	
CM 117			CM 01019080300	

- Table Top in Wood or Ceramic
- Metal Foot in LF and Slatted in BX, BX-280 or LM
- Wooden Table Structure in LF, except in LF-018.

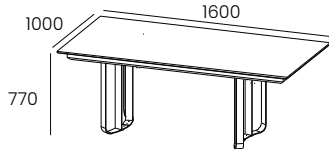
RETAIL			
Foot	Top		
LF	BX/BX-280	CM-S01	CM-S03
Slatted			
BX	5,520	7,080	
LM	5,580	7,140	
BX-280	5,700	7,260	

# FIDJI

## Fixed Dining Table w/out Slatted Accent (39 3/8" D)

**881262**

**Fixed Top Dining Table**



- Table Top in Wood or Ceramic
- Metal Foot in LF
- Wooden Table Structure in LF, except in LF-018.

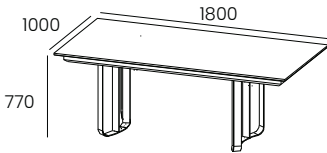
**W:63" H:30 3/8" D:39 3/8"**

kg	m3	vol	eco
BX 82			BX 01019010290
CM 99	1.057	3	CM 01019080290

RETAIL			
Foot	Top		
LF	BX/BX-280	CM-S01	CM-S03
	3,780	5,040	

**881263**

**Fixed Top Dining Table**



- Table Top in Wood or Ceramic
- Metal Foot in LF
- Wooden Table Structure in LF, except in LF-018.

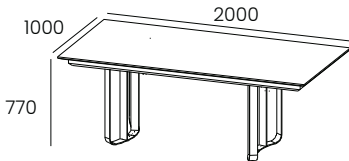
**W:70 7/8" H:30 3/8" D:39 3/8"**

kg	m3	vol	eco
BX 86			BX 01019010290
CM 105	1.088	3	CM 01019080300

RETAIL			
Foot	Top		
LF	BX/BX-280	CM-S01	CM-S03
	3,900	5,220	

**881264**

**Fixed Top Dining Table**



- Table Top in Wood or Ceramic
- Metal Foot in LF
- Wooden Table Structure in LF, except in LF-018.

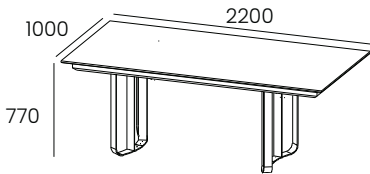
**W:78 3/4" H:30 3/8" D:39 3/8"**

kg	m3	vol	eco
BX 90			BX 01019010290
CM 111	1.120	3	CM 01019080300

RETAIL			
Foot	Top		
LF	BX/BX-280	CM-S01	CM-S03
	4,080	5,640	

**881265**

**Fixed Top Dining Table**



- Table Top in Wood or Ceramic
- Metal Foot in LF
- Wooden Table Structure in LF, except in LF-018.

**W:86 5/8" H:30 3/8" D:39 3/8"**

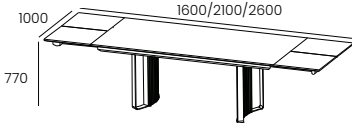
kg	m3	vol	eco
BX 96			BX 01019010290
CM 117	1.151	3	CM 01019080300

RETAIL			
Foot	Top		
LF	BX/BX-280	CM-S01	CM-S03
	4,200	5,760	

**Extension Dining Table w/ Slatted Accent (39 3/8" D)**

**881237**

**Extension Top Dining Table**



- Table Top in Wood or Ceramic
- 2 Extension of 19 5/8"
- Metal Foot in LF and Slatted in BX, BX-280 or LM
- Wooden Table Structure in LF, except in LF-018
- When the Table Top is Ceramic the Extension is always Ceramic.

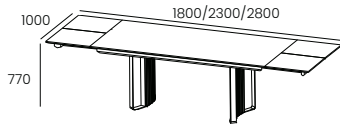
**W:63" H:30 3/8" D:39 3/8"**

kg	m3	vol	eco
BX 110			BX 01019010300
CM 124	1.074	3	CM 01019080300

RETAIL			
Foot	Top		
LF	BX/BX-280	CM-S01	CM-S03
Slatted			
BX	8,040	9,600	
LM	8,100	9,660	
BX-280	8,220	9,900	

**881234**

**Extension Top Dining Table**



- Table Top in Wood or Ceramic
- 2 Extension of 19 5/8"
- Metal Foot in LF and Slatted in BX, BX-280 or LM
- Wooden Table Structure in LF, except in LF-018
- When the Table Top is Ceramic the Extension is always Ceramic.

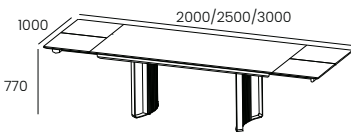
**W:70 7/8" H:30 3/8" D:39 3/8"**

kg	m3	vol	eco
BX 114			BX 01019010300
CM 132	1.107	3	CM 01019080300

RETAIL			
Foot	Top		
LF	BX/BX-280	CM-S01	CM-S03
Slatted			
BX	8,160	9,660	
LM	8,280	9,840	
BX-280	8,340	9,900	

**881235**

**Extension Top Dining Table**



- Table Top in Wood or Ceramic
- 2 Extension of 19 5/8"
- Metal Foot in LF and Slatted in BX, BX-280 or LM
- Wooden Table Structure in LF, except in LF-018
- When the Table Top is Ceramic the Extension is always Ceramic.

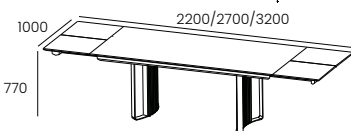
**W:78 3/4" H:30 3/8" D:39 3/8"**

kg	m3	vol	eco
BX 118			BX 01019010300
CM 140	1.141	3	CM 01019080300

RETAIL			
Foot	Top		
LF	BX/BX-280	CM-S01	CM-S03
Slatted			
BX	8,340	9,900	
LM	8,400	9,960	
BX-280	8,520	10,080	

**881236**

**Extension Top Dining Table**



- Table Top in Wood or Ceramic
- 2 Extension of 19 5/8"
- Metal Foot in LF and Slatted in BX, BX-280 or LM
- Wooden Table Structure in LF, except in LF-018
- When the Table Top is Ceramic the Extension is always Ceramic.

**W:86 5/8" H:30 3/8" D:39 3/8"**

kg	m3	vol	eco
BX 123			BX 01019010300
CM 148	1.175	3	CM 01019080300

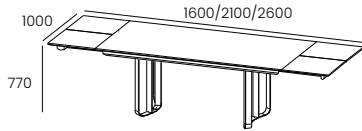
RETAIL			
Foot	Top		
LF	BX/BX-280	CM-S01	CM-S03
Slatted			
BX	8,460	10,020	
LM	8,580	10,140	
BX-280	8,640	10,200	

# FIDJI

## Extension Dining Table w/out Slatted Accent (39 3/8" D)

**881266**

**Extension Top Dining Table**



- Table Top in Wood or Ceramic
- 2 Extension of 19 5/8"
- Metal Foot in LF
- Wooden Table Structure in LF, except in LF-018
- When the Table Top is Ceramic the Extension is always Ceramic.

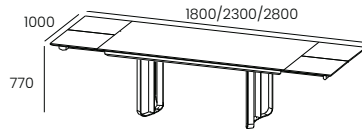
**W:63" H:30 3/8" D:39 3/8"**

kg	m3	vol	eco
BX 101			BX 01019010300
CM 115	1.074	3	CM 01019080300

RETAIL			
Foot	Top		
LF	BX/BX-280	CM-S01	CM-S03
	6,720	8,400	

**881267**

**Extension Top Dining Table**



- Table Top in Wood or Ceramic
- 2 Extension of 19 5/8"
- Metal Foot in LF
- Wooden Table Structure in LF, except in LF-018
- When the Table Top is Ceramic the Extension is always Ceramic.

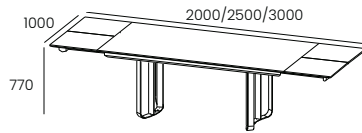
**W:70 7/8" H:30 3/8" D:39 3/8"**

kg	m3	vol	eco
BX 105			BX 01019010300
CM 123	1.107	3	CM 01019080300

RETAIL			
Foot	Top		
LF	BX/BX-280	CM-S01	CM-S03
	6,840	8,400	

**881268**

**Extension Top Dining Table**



- Table Top in Wood or Ceramic
- 2 Extension of 19 5/8"
- Metal Foot in LF
- Wooden Table Structure in LF, except in LF-018
- When the Table Top is Ceramic the Extension is always Ceramic.

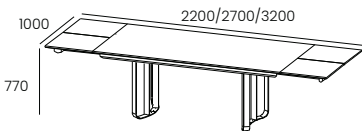
**W:78 3/4" H:30 3/8" D:39 3/8"**

kg	m3	vol	eco
BX 109			BX 01019010300
CM 131	1.141	3	CM 01019080300

RETAIL			
Foot	Top		
LF	BX/BX-280	CM-S01	CM-S03
	7,020	8,580	

**881269**

**Extension Top Dining Table**



- Table Top in Wood or Ceramic
- 2 Extension of 19 5/8"
- Metal Foot in LF
- Wooden Table Structure in LF, except in LF-018
- When the Table Top is Ceramic the Extension is always Ceramic.

**W:86 5/8" H:30 3/8" D:39 3/8"**

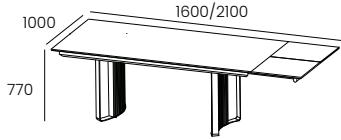
kg	m3	vol	eco
BX 114			BX 01019010300
CM 139	1.175	3	CM 01019080300

RETAIL			
Foot	Top		
LF	BX/BX-280	CM-S01	CM-S03
	7,140	8,700	

**Extension Dining Table w/ Slatted Accent (39 3/8" D)**

**881241**

**Extension Top Dining Table**



- Table Top in Wood or Ceramic
- 1 Extension of 19 5/8"
- Metal Foot in LF and Slatted in BX, BX-280 or LM
- Wooden Table Structure in LF, except in LF-018
- When the Table Top is Ceramic the Extension is always Ceramic.

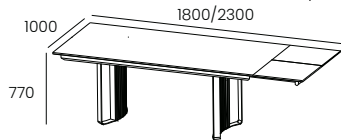
**W:63" H:30 3/8" D:39 3/8"**

kg	m3	vol	eco
BX 96			BX 01019010290
CM 111	1.074	3	CM 01019080300

RETAIL			
Foot	Top		
LF	BX/BX-280	CM-S01	CM-S03
Slatted			
BX	6,900	8,460	
LM	6,960	8,520	
BX-280	7,080	8,640	

**881238**

**Extension Top Dining Table**



- Table Top in Wood or Ceramic
- 1 Extension of 19 5/8"
- Metal Foot in LF and Slatted in BX, BX-280 or LM
- Wooden Table Structure in LF, except in LF-018
- When the Table Top is Ceramic the Extension is always Ceramic.

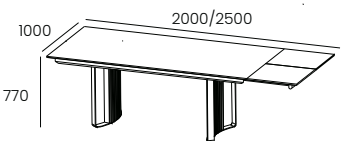
**W:70 7/8" H:30 3/8" D:39 3/8"**

kg	m3	vol	eco
BX 104			BX 01019010300
CM 118	1.107	3	CM 01019080300

RETAIL			
Foot	Top		
LF	BX/BX-280	CM-S01	CM-S03
Slatted			
BX	7,020	8,580	
LM	7,080	8,640	
BX-280	7,200	8,760	

**881239**

**Extension Top Dining Table**



- Table Top in Wood or Ceramic
- 1 Extension of 19 5/8"
- Metal Foot in LF and Slatted in BX, BX-280 or LM
- Wooden Table Structure in LF, except in LF-018
- When the Table Top is Ceramic the Extension is always Ceramic.

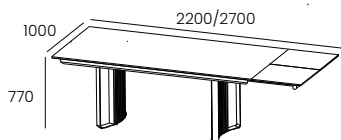
**W:78 3/4" H:30 3/8" D:39 3/8"**

kg	m3	vol	eco
BX 112			BX 01019010300
CM 125	1.141	3	CM 01019080300

RETAIL			
Foot	Top		
LF	BX/BX-280	CM-S01	CM-S03
Slatted			
BX	7,200	8,760	
LM	7,260	8,820	
BX-280	7,380	8,940	

**881240**

**Extension Top Dining Table**



- Table Top in Wood or Ceramic
- 1 Extension of 19 5/8"
- Metal Foot in LF and Slatted in BX, BX-280 or LM
- Wooden Table Structure in LF, except in LF-018
- When the Table Top is Ceramic the Extension is always Ceramic.

**W:86 5/8" H:30 3/8" D:39 3/8"**

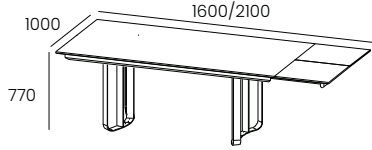
kg	m3	vol	eco
BX 118			BX 01019010300
CM 132	1.175	3	CM 01019080300

RETAIL			
Foot	Top		
LF	BX/BX-280	CM-S01	CM-S03
Slatted			
BX	7,320	8,880	
LM	7,380	8,940	
BX-280	7,500	9,060	

**Extension Dining Table w/out Slatted Accent (39 3/8" D)**

**881270**

**Extension Top Dining Table**



- Table Top in Wood or Ceramic
- 1 Extension of 19 5/8"
- Metal Foot in LF
- Wooden Table Structure in LF, except in LF-018
- When the Table Top is Ceramic the Extension is always Ceramic.

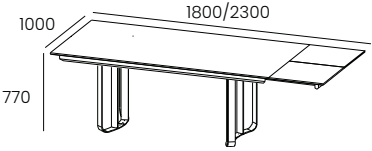
**W:63" H:30 3/8" D:39 3/8"**

kg	m3	vol	eco
BX 101			BX 01019010300
CM 115	1.074	3	CM 01019080300

RETAIL			
Foot	Top		
LF	BX/BX-280	CM-S01	CM-S03
	5,580	7,140	

**881271**

**Extension Top Dining Table**



- Table Top in Wood or Ceramic
- 1 Extension of 19 5/8"
- Metal Foot in LF
- Wooden Table Structure in LF, except in LF-018
- When the Table Top is Ceramic the Extension is always Ceramic.

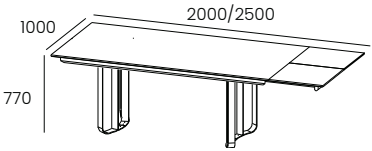
**W:70 7/8" H:30 3/8" D:39 3/8"**

kg	m3	vol	eco
BX 105			BX 01019010300
CM 123	1.107	3	CM 01019080300

RETAIL			
Foot	Top		
LF	BX/BX-280	CM-S01	CM-S03
	5,700	7,260	

**881272**

**Extension Top Dining Table**



- Table Top in Wood or Ceramic
- 1 Extension of 19 5/8"
- Metal Foot in LF
- Wooden Table Structure in LF, except in LF-018
- When the Table Top is Ceramic the Extension is always Ceramic.

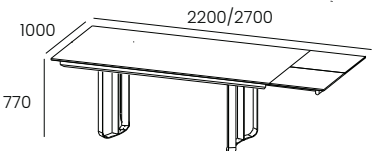
**W:78 3/4" H:30 3/8" D:39 3/8"**

kg	m3	vol	eco
BX 109			BX 01019010300
CM 131	1.141	3	CM 01019080300

RETAIL			
Foot	Top		
LF	BX/BX-280	CM-S01	CM-S03
	5,880	7,440	

**881273**

**Extension Top Dining Table**



- Table Top in Wood or Ceramic
- 1 Extension of 19 5/8"
- Metal Foot in LF
- Wooden Table Structure in LF, except in LF-018
- When the Table Top is Ceramic the Extension is always Ceramic.

**W:86 5/8" H:30 3/8" D:39 3/8"**

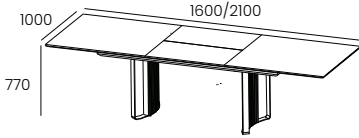
kg	m3	vol	eco
BX 114			BX 01019010300
CM 139	1.175	3	CM 01019080300

RETAIL			
Foot	Top		
LF	BX/BX-280	CM-S01	CM-S03
	6,000	7,560	

**Extension Dining Table w/ Slatted Accent (39 3/8" D)**

**881245**

**Extension Top Dining Table**



**W:63" H:30 3/8" D:39 3/8"**

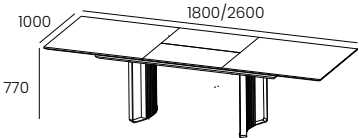
- Table Top in Wood or Ceramic
- 1 Extension of 19 5/8"
- Metal Foot in LF and Slatted in BX, BX-280 or LM
- Wooden Table Structure in LF, except in LF-018
- When the Table Top is Ceramic the Extension is always Ceramic.

kg	m3	vol	eco
BX 105			BX 01019010300
CM 127	1.074	3	CM 01019080300

RETAIL			
Foot	Top		
LF	BX/BX-280	CM-S01	CM-S03
Slatted			
BX	7,620	9,180	
LM	7,740	9,300	
BX-280	7,860	9,420	

**881242**

**Extension Top Dining Table**



**W:70 7/8" H:30 3/8" D:39 3/8"**

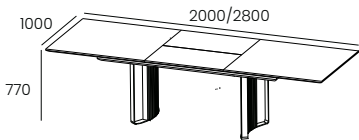
- Table Top in Wood or Ceramic
- 1 Extension of 31 1/2"
- Metal Foot in LF and Slatted in BX, BX-280 or LM
- Wooden Table Structure in LF, except in LF-018
- When the Table Top is Ceramic the Extension is always Ceramic.

kg	m3	vol	eco
BX 116			BX 01019010300
CM 138	1.107	3	CM 01019080300

RETAIL			
Foot	Top		
LF	BX/BX-280	CM-S01	CM-S03
Slatted			
BX	7,980	9,540	
LM	8,040	9,600	
BX-280	8,160	9,720	

**881243**

**Extension Top Dining Table**



**W:78 3/4" H:30 3/8" D:39 3/8"**

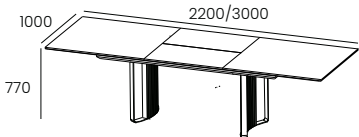
- Table Top in Wood or Ceramic
- 1 Extension of 31 1/2"
- Metal Foot in LF and Slatted in BX, BX-280 or LM
- Wooden Table Structure in LF, except in LF-018
- When the Table Top is Ceramic the Extension is always Ceramic.

kg	m3	vol	eco
BX 127			BX 01019010300
CM 150	1.141	3	CM 01019080310

RETAIL			
Foot	Top		
LF	BX/BX-280	CM-S01	CM-S03
Slatted			
BX	8,100	9,660	
LM	8,220	9,780	
BX-280	8,340	9,900	

**881244**

**Extension Top Dining Table**



**W:86 5/8" H:30 3/8" D:39 3/8"**

- Table Top in Wood or Ceramic
- 1 Extension of 31 1/2"
- Metal Foot in LF and Slatted in BX, BX-280 or LM
- Wooden Table Structure in LF, except in LF-018
- When the Table Top is Ceramic the Extension is always Ceramic.

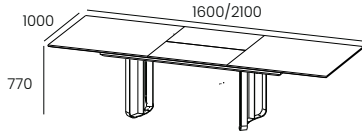
kg	m3	vol	eco
BX 138			BX 01019010300
CM 161	1.175	3	CM 01019080310

RETAIL			
Foot	Top		
LF	BX/BX-280	CM-S01	CM-S03
Slatted			
BX	8,280	9,840	
LM	8,340	9,900	
BX-280	8,460	10,020	

**Extension Dining Table w/out Slatted Accent (39 3/8" D)**

**881274**

**Extension Top Dining Table**



- Table Top in Wood or Ceramic
- 1 Extension of 31 1/2"
- Metal Foot in LF
- Wooden Table Structure in LF, except in LF-018
- When the Table Top is Ceramic the Extension is always Ceramic.

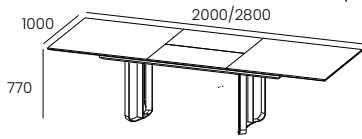
**W:63" H:30 3/8" D:39 3/8"**

kg	m3	vol	eco
BX 96			BX 01019010300
CM 118	1.074	3	CM 01019080300

RETAIL			
Foot	Top		
LF	BX/BX-280	CM-S01	CM-S03
	6,360	7,920	

**881275**

**Extension Top Dining Table**



- Table Top in Wood or Ceramic
- 1 Extension of 31 1/2"
- Metal Foot in LF
- Wooden Table Structure in LF, except in LF-018
- When the Table Top is Ceramic the Extension is always Ceramic.

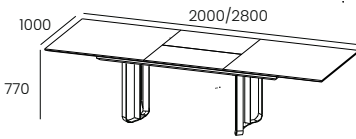
**W:70 7/8" H:30 3/8" D:39 3/8"**

kg	m3	vol	eco
BX 107			BX 01019010300
CM 129	1.107	3	CM 01019080300

RETAIL			
Foot	Top		
LF	BX/BX-280	CM-S01	CM-S03
	6,660	8,220	

**881276**

**Extension Top Dining Table**



- Table Top in Wood or Ceramic
- 1 Extension of 31 1/2"
- Metal Foot in LF
- Wooden Table Structure in LF, except in LF-018
- When the Table Top is Ceramic the Extension is always Ceramic.

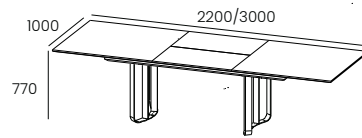
**W:78 3/4" H:30 3/8" D:39 3/8"**

kg	m3	vol	eco
BX 118			BX 01019010300
CM 141	1.141	3	CM 01019080310

RETAIL			
Foot	Top		
LF	BX/BX-280	CM-S01	CM-S03
	6,840	8,400	

**881277**

**Extension Top Dining Table**



- Table Top in Wood or Ceramic
- 1 Extension of 31 1/2"
- Metal Foot in LF
- Wooden Table Structure in LF, except in LF-018
- When the Table Top is Ceramic the Extension is always Ceramic.

**W:86 5/8" H:30 3/8" D:39 3/8"**

kg	m3	vol	eco
BX 129			BX 01019010300
CM 152	1.175	3	CM 01019080310

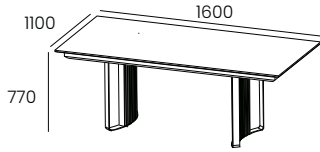
RETAIL			
Foot	Top		
LF	BX/BX-280	CM-S01	CM-S03
	6,960	8,520	



Fixed Dining Table w/ Slatted Accent (43 3/8" D)

881246

Fixed Top Dining Table



- Table Top in Wood or Ceramic
- Metal Foot in LF and Slatted in BX, BX-280 or LM
- Wooden Table Structure in LF, except in LF-018.

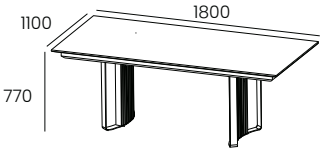
W:63" H:30 3/8" D:43 3/8"

BX 86 CM 105 1.081 3 BX 01019010290 CM 01019080300

RETAIL		
Foot	Top	
LF	BX/BX-280	CM-S03
Slatted		
BX	5,280	6,540
LM	5,340	6,600
BX-280	5,460	6,720

881247

Fixed Top Dining Table



- Table Top in Wood or Ceramic
- Metal Foot in LF and Slatted in BX, BX-280 or LM
- Wooden Table Structure in LF, except in LF-018.

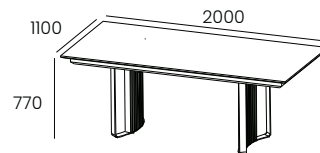
W:70 7/8" H:30 3/8" D:43 3/8"

BX 92 CM 113 1.116 3 BX 01019010290 CM 01019080300

RETAIL		
Foot	Top	
LF	BX/BX-280	CM-S03
Slatted		
BX	5,400	6,720
LM	5,520	6,840
BX-280	5,580	6,900

881248

Fixed Top Dining Table



- Table Top in Wood or Ceramic
- Metal Foot in LF and Slatted in BX, BX-280 or LM
- Wooden Table Structure in LF, except in LF-018.

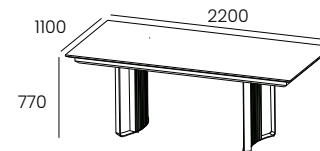
W:78 3/4" H:30 3/8" D:43 3/8"

BX 98 CM 121 1.150 3 BX 01019010290 CM 01019080300

RETAIL		
Foot	Top	
LF	BX/BX-280	CM-S03
Slatted		
BX	5,580	7,140
LM	5,640	7,200
BX-280	5,760	7,320

881249

Fixed Top Dining Table



- Table Top in Wood or Ceramic
- Metal Foot in LF and Slatted in BX, BX-280 or LM
- Wooden Table Structure in LF, except in LF-018.

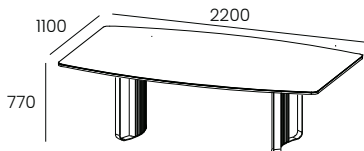
W:86 5/8" H:30 3/8" D:43 3/8"

BX 105 CM 129 1.185 3 BX 01019010300 CM 01019080300

RETAIL		
Foot	Top	
LF	BX/BX-280	CM-S03
Slatted		
BX	5,700	7,260
LM	5,760	7,320
BX-280	5,880	7,440

881220

Fixed Top Dining Table



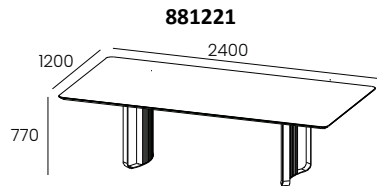
- Table Top in Wood or Ceramic
- Metal Foot in LF and Slatted in BX, BX-280 or LM
- Wooden Table Structure in LF, except in LF-018.
- CM-S05 is calacatta luxe with soft Finish with 6mm thickness

W:86 5/8" H:30 3/8" D:43 3/8"

kg m3 vol eco  
BX 98 CM 121 1.210 3 BX 01019010290 CM 01019080300

RETAIL			
Foot	Top		
LF	BX/BX-280	CM-S03	CM-S05
Slatted			
BX	6,450	8,550	11,250
LM	6,600	8,700	11,310
BX-280	7,650	8,850	11,550

**Fixed Dining Table w/ Slatted Accent**



**881221**

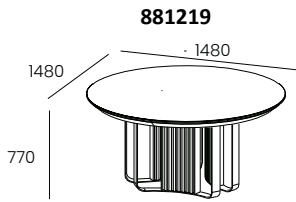
**Fixed Top Dining Table**

- Table Top in Wood or Ceramic
- Metal Foot in LF and Slatted in BX, BX-280 or LM
- Wooden Table Structure in LF, except in LF-018.
- CM-S05 is calacatta luxe with soft Finish with 6mm thickness

**W:94 1/2" H:30 3/8" D:47 1/4"**

BX 105      1.185      3      BX 01019010300  
 CM 129                                      CM 01019080300

RETAIL			
Foot	Top		
LF	BX/BX-280	CM-S03	CM-S05
Slatted			
BX	6,150	8,250	10,950
LM	6,300	8,400	11,100
BX-280	7,350	8,550	11,250



**881219**

**Fixed Top Dining Table**

- Table Top in Wood or Ceramic
- Metal Foot in LF and Slatted in BX, BX-280 or LM
- Wooden Table Structure in LF, except in LF-018.
- CM-S05 is calacatta luxe with soft Finish with 6mm thickness

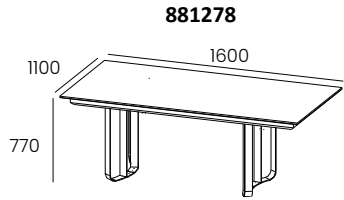
**DIA: 58 1/4" H:30 3/8"**

kg      m3      vol      eco  
 BX 81      1.210      3      BX 01019010290  
 CM 90                                      CM 01019080300

RETAIL		
Foot	Top	
LF	BX/BX-280	CM-S05
Slatted		
BX	5,700	9,600
LM	5,850	9,750
BX-280	6,000	9,900

# FIDJI

## Fixed Dining Table w/out Slatted Accent (43 3/8" D)



881278

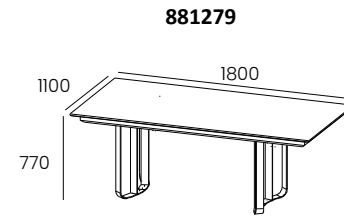
Fixed Top Dining Table

- Table Top in Wood or Ceramic
- Metal Foot in LF
- Wooden Table Structure in LF, except in LF-018.

**W:8663" H:30 3/8" D:43 3/8"**

BX 77 1.081 3 BX 01019010290  
CM 96 CM 01019080300

RETAIL		
Foot	Top	
LF	BX/BX-280	CM-S03
	3,960	5,220



881279

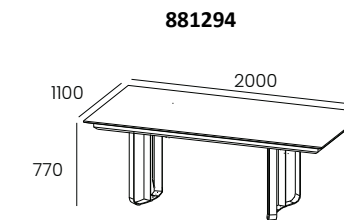
Fixed Top Dining Table

- Table Top in Wood or Ceramic
- Metal Foot in LF
- Wooden Table Structure in LF, except in LF-018.

**W:70 7/8" H:30 3/8" D:43 3/8"**

BX 83 1.116 3 BX 01019010290  
CM 104 CM 01019080300

RETAIL		
Foot	Top	
LF	BX/BX-280	CM-S03
	4,080	5,400



881294

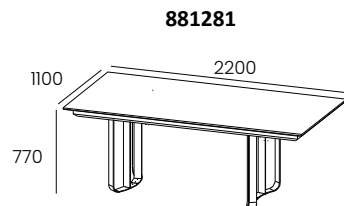
Fixed Top Dining Table

- Table Top in Wood or Ceramic
- Metal Foot in LF
- Wooden Table Structure in LF, except in LF-018.

**W:78 3/4" H:30 3/8" D:43 3/8"**

BX 89 1.150 3 BX 01019010290  
CM 112 CM 01019080300

RETAIL		
Foot	Top	
LF	BX/BX-280	CM-S03
	4,260	5,820



881281

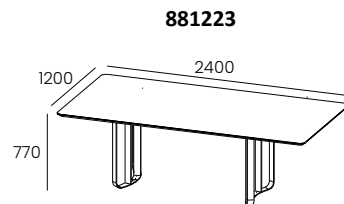
Fixed Top Dining Table

- Table Top in Wood or Ceramic
- Metal Foot in LF
- Wooden Table Structure in LF, except in LF-018.

**W:86 5/8" H:30 3/8" D:43 3/8"**

BX 96 1.185 3 BX 01019010300  
CM 120 CM 01019080300

RETAIL		
Foot	Top	
LF	BX/BX-280	CM-S03
	4,380	5,940



881223

Fixed Top Dining Table

- Table Top in Wood or Ceramic
- Metal Foot in LF
- Wooden Table Structure in LF, except in LF-018.

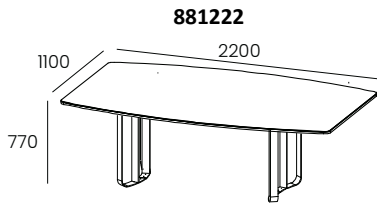
**W:94 1/2" H:30 3/8" D:47 1/4"**

BX 105 1.185 3 BX 01019010300  
CM 129 CM 01019080300

RETAIL			
Foot	Top		
LF	BX/BX-280	CM-S03	CM-S05
	4,830	6,930	9,630

# FIDJI

## Fixed Dining Table w/out Slatted Accent (43 3/8" D)



881222

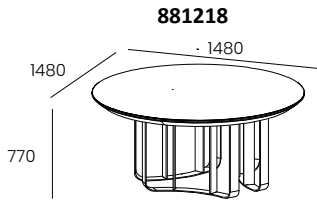
Fixed Top Dining Table

- Table Top in Wood or Ceramic
- Metal Foot in LF
- Wooden Table Structure in LF, except in LF-018.

**W:86 5/8" H:30 3/8" D:43 3/8"**

BX 98 1.150 3 BX 01019010290  
CM 121 CM 01019080300

RETAIL			
Foot	Top		
LF	BX/BX-280	CM-S03	CM-S05
	5,130	7,230	9,930



881218

Fixed Top Dining Table

- Table Top in Wood or Ceramic
- Metal Foot in LF
- Wooden Table Structure in LF, except in LF-018.

**DIA: 58 1/4" H:30 3/8"**

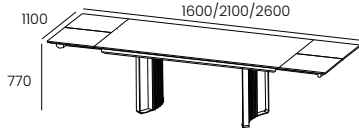
BX 81 1.150 3 BX 01019010290  
CM 90 CM 01019080300

RETAIL		
Foot	Top	
LF	BX/BX-280	CM-S05
	4,950	8,850

**Extension Dining Table w/ Slatted Accent (43 3/8" D)**

**881250**

**Extension Top Dining Table**



- Table Top in Wood or Ceramic
- 2 Extension of 19 5/8"
- Metal Foot in LF and Slatted in BX, BX-280 or LM
- Wooden Table Structure in LF, except in LF-018
- When the Table Top is Ceramic the Extension is always Ceramic.

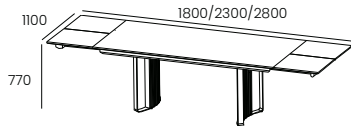
**W:63" H:30 3/8" D:43 3/8"**

kg	m3	vol	eco
BX 117			BX 01019010300
CM 129	1.100	3	CM 01019080300

RETAIL		
Foot	Top	
LF	BX/BX-280	CM-S03
Slatted		
BX	8,340	9,900
LM	8,400	9,960
BX-280	8,520	10,200

**881251**

**Extension Top Dining Table**



- Table Top in Wood or Ceramic
- 2 Extension of 19 5/8"
- Metal Foot in LF and Slatted in BX, BX-280 or LM
- Wooden Table Structure in LF, except in LF-018
- When the Table Top is Ceramic the Extension is always Ceramic.

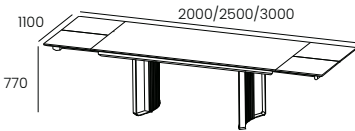
**W:70 7/8" H:30 3/8" D:43 3/8"**

kg	m3	vol	eco
BX 123			BX 01019010300
CM 137	1.137	3	CM 01019080300

RETAIL		
Foot	Top	
LF	BX/BX-280	CM-S03
Slatted		
BX	8,460	9,960
LM	8,580	10,140
BX-280	8,640	10,200

**881252**

**Extension Top Dining Table**



- Table Top in Wood or Ceramic
- 2 Extension of 19 5/8"
- Metal Foot in LF and Slatted in BX, BX-280 or LM
- Wooden Table Structure in LF, except in LF-018
- When the Table Top is Ceramic the Extension is always Ceramic.

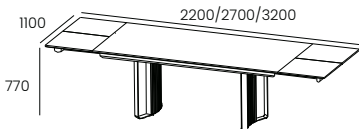
**W:78 3/4" H:30 3/8" D:43 3/8"**

kg	m3	vol	eco
BX 129			BX 01019010300
CM 151	1.174	3	CM 01019080310

RETAIL		
Foot	Top	
LF	BX/BX-280	CM-S03
Slatted		
BX	8,640	10,200
LM	8,700	10,260
BX-280	8,820	10,380

**881253**

**Extension Top Dining Table**



- Table Top in Wood or Ceramic
- 2 Extension of 19 5/8"
- Metal Foot in LF and Slatted in BX, BX-280 or LM
- Wooden Table Structure in LF, except in LF-018
- When the Table Top is Ceramic the Extension is always Ceramic.

**W:86 5/8" H:30 3/8" D:43 3/8"**

kg	m3	vol	eco
BX 135			BX 01019010300
CM 157	1.211	3	CM 01019080310

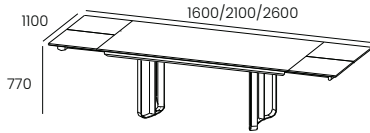
RETAIL		
Foot	Top	
LF	BX/BX-280	CM-S03
Slatted		
BX	8,760	10,320
LM	8,880	10,440
BX-280	8,940	10,500

# FIDJI

## Extension Dining Table w/out Slatted Accent (43 3/8" D)

**881282**

**Extension Top Dining Table**



- Table Top in Wood or Ceramic
- 2 Extension of 19 5/8"
- Metal Foot in LF
- Wooden Table Structure in LF, except in LF-018
- When the Table Top is Ceramic the Extension is always Ceramic.

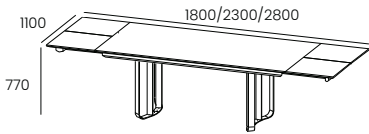
**W:63" H:30 3/8" D:43 3/8"**

kg	m3	vol	eco
BX 108			BX 01019010300
CM 120	1.1	3	CM 01019080300

RETAIL		
Foot	Top	
LF	BX/BX-280	CM-S03
	7,020	8,700

**881283**

**Extension Top Dining Table**



- Table Top in Wood or Ceramic
- 2 Extension of 19 5/8"
- Metal Foot in LF
- Wooden Table Structure in LF, except in LF-018
- When the Table Top is Ceramic the Extension is always Ceramic.

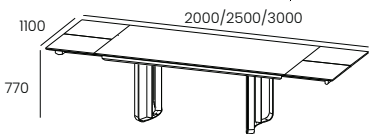
**W:70 7/8" H:30 3/8" D:43 3/8"**

kg	m3	vol	eco
BX 114			BX 01019010300
CM 128	1.137	3	CM 01019080300

RETAIL		
Foot	Top	
LF	BX/BX-280	CM-S03
	7,140	8,700

**881284**

**Extension Top Dining Table**



- Table Top in Wood or Ceramic
- 2 Extension of 19 5/8"
- Metal Foot in LF
- Wooden Table Structure in LF, except in LF-018
- When the Table Top is Ceramic the Extension is always Ceramic.

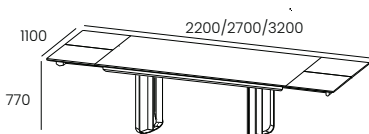
**W:78 3/4" H:30 3/8" D:43 3/8"**

kg	m3	vol	eco
BX 120			BX 01019010300
CM 142	1.174	3	CM 01019080310

RETAIL		
Foot	Top	
LF	BX/BX-280	CM-S03
	7,320	8,880

**881285**

**Extension Top Dining Table**



- Table Top in Wood or Ceramic
- 2 Extension of 19 5/8"
- Metal Foot in LF
- Wooden Table Structure in LF, except in LF-018
- When the Table Top is Ceramic the Extension is always Ceramic.

**W:86 5/8" H:30 3/8" D:43 3/8"**

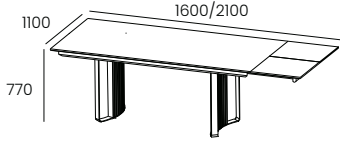
kg	m3	vol	eco
BX 114			BX 01019010300
CM 139	1.175	3	CM 01019080300

RETAIL		
Foot	Top	
LF	BX/BX-280	CM-S03
	7,440	9,000

**Extension Dining Table w/ Slatted Accent (43 3/8" D)**

**881254**

**Extension Top Dining Table**



- Table Top in Wood or Ceramic
- 1 Extension of 19 5/8"
- Metal Foot in LF and Slatted in BX, BX-280 or LM
- Wooden Table Structure in LF, except in LF-018
- When the Table Top is Ceramic the Extension is always Ceramic.

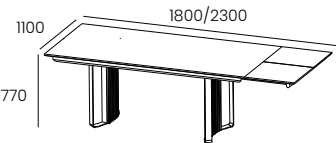
**W:63" H:30 3/8" D:43 3/8"**

kg	m3	vol	eco
BX 103			BX 01019010300
CM 122	1.100	3	CM 01019080300

RETAIL		
Foot	Top	
LF	BX/BX-280	CM-S03
<b>Slatted</b>		
BX	7,140	8,700
LM	7,200	8,760
BX-280	7,320	8,880

**881255**

**Extension Top Dining Table**



- Table Top in Wood or Ceramic
- 1 Extension of 19 5/8"
- Metal Foot in LF and Slatted in BX, BX-280 or LM
- Wooden Table Structure in LF, except in LF-018
- When the Table Top is Ceramic the Extension is always Ceramic.

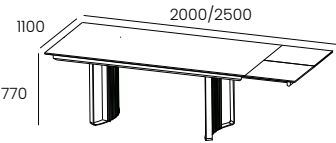
**W:70 7/8" H:30 3/8" D:43 3/8"**

kg	m3	vol	eco
BX 109			BX 01019010300
CM 130	1.137	3	CM 01019080300

RETAIL		
Foot	Top	
LF	BX/BX-280	CM-S03
<b>Slatted</b>		
BX	7,260	8,820
LM	7,320	8,880
BX-280	7,440	9,000

**881256**

**Extension Top Dining Table**



- Table Top in Wood or Ceramic
- 1 Extension of 19 5/8"
- Metal Foot in LF and Slatted in BX, BX-280 or LM
- Wooden Table Structure in LF, except in LF-018
- When the Table Top is Ceramic the Extension is always Ceramic.

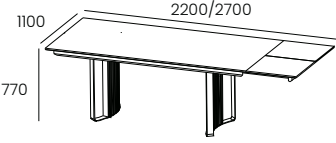
**W:78 3/4" H:30 3/8" D:43 3/8"**

kg	m3	vol	eco
BX 114			BX 01019010300
CM 137	1.174	3	CM 01019080300

RETAIL		
Foot	Top	
LF	BX/BX-280	CM-S03
<b>Slatted</b>		
BX	7,440	9,000
LM	7,500	9,060
BX-280	7,620	9,180

**881257**

**Extension Top Dining Table**



- Table Top in Wood or Ceramic
- 1 Extension of 19 5/8"
- Metal Foot in LF and Slatted in BX, BX-280 or LM
- Wooden Table Structure in LF, except in LF-018
- When the Table Top is Ceramic the Extension is always Ceramic.

**W:86 5/8" H:30 3/8" D:43 3/8"**

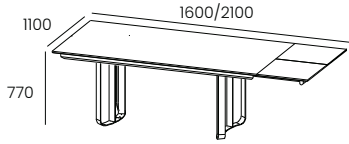
kg	m3	vol	eco
BX 120			BX 01019010300
CM 145	1.211	3	CM 01019080300

RETAIL		
Foot	Top	
LF	BX/BX-280	CM-S03
<b>Slatted</b>		
BX	7,620	9,120
LM	7,680	9,180
BX-280	7,800	9,300

**Extension Dining Table w/out Slatted Accent (43 3/8" D)**

**881286**

**Extension Top Dining Table**



- Table Top in Wood or Ceramic
- 1 Extension of 19 5/8"
- Metal Foot in LF
- Wooden Table Structure in LF, except in LF-018
- When the Table Top is Ceramic the Extension is always Ceramic.

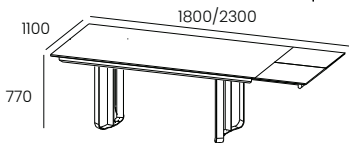
**W:63" H:30 3/8" D:43 3/8"**

kg	m3	vol	eco
BX 92			BX 01019010300
CM 113	1.100	3	CM 01019080300

RETAIL		
Foot	Top	
LF	BX/BX-280	CM-S03
	5,820	7,380

**881287**

**Extension Top Dining Table**



- Table Top in Wood or Ceramic
- 1 Extension of 19 5/8"
- Metal Foot in LF
- Wooden Table Structure in LF, except in LF-018
- When the Table Top is Ceramic the Extension is always Ceramic.

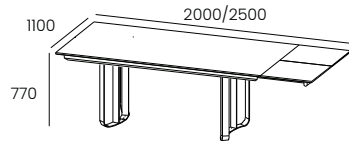
**W:70 7/8" H:30 3/8" D:43 3/8"**

kg	m3	vol	eco
BX 100			BX 01019010300
CM 121	1.137	3	CM 01019080300

RETAIL		
Foot	Top	
LF	BX/BX-280	CM-S03
	5,940	7,500

**881288**

**Extension Top Dining Table**



- Table Top in Wood or Ceramic
- 1 Extension of 19 5/8"
- Metal Foot in LF
- Wooden Table Structure in LF, except in LF-018
- When the Table Top is Ceramic the Extension is always Ceramic.

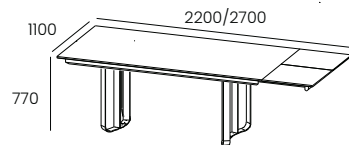
**W:78 3/4" H:30 3/8" D:43 3/8"**

kg	m3	vol	eco
BX 105			BX 01019010300
CM 128	1.174	3	CM 01019080300

RETAIL		
Foot	Top	
LF	BX/BX-280	CM-S03
	6,120	7,680

**881289**

**Extension Top Dining Table**



- Table Top in Wood or Ceramic
- 1 Extension of 19 5/8"
- Metal Foot in LF
- Wooden Table Structure in LF, except in LF-018
- When the Table Top is Ceramic the Extension is always Ceramic.

**W:86 5/8" H:30 3/8" D:43 3/8"**

kg	m3	vol	eco
BX 119			BX 01019010300
CM 136	1.211	3	CM 01019080300

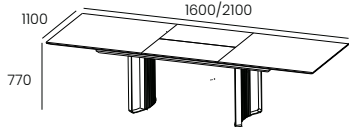
RETAIL		
Foot	Top	
LF	BX/BX-280	CM-S03
	6,300	7,800



**Extension Dining Table w/ Slatted Accent (43 3/8" D)**

**881258**

**Extension Top Dining Table**



- Table Top in Wood or Ceramic
- 1 Extension of 19 5/8"
- Metal Foot in LF and Slatted in BX or LM
- Wooden Table Structure in LF, except in LF-018
- When the Table Top is Ceramic the Extension is always Ceramic.

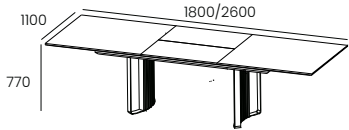
**W:63" H:30 3/8" D:43 3/8"**

kg	m3	vol	eco
BX 116			BX 01019010300
CM 134	1.100	3	CM 01019080300

RETAIL		
Foot	Top	
LF	BX/BX-280	CM-S03
Slatted		
BX	7,860	9,420
LM	7,980	9,540
BX-280	8,100	9,660

**881259**

**Extension Top Dining Table**



- Table Top in Wood or Ceramic
- 1 Extension of 31 1/2"
- Metal Foot in LF and Slatted in BX or LM
- Wooden Table Structure in LF, except in LF-018
- When the Table Top is Ceramic the Extension is always Ceramic.

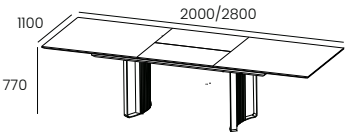
**W:70 7/8" H:30 3/8" D:43 3/8"**

kg	m3	vol	eco
BX 126			BX 01019010300
CM 150	1.137	3	CM 01019080310

RETAIL		
Foot	Top	
LF	BX/BX-280	CM-S03
Slatted		
BX	8,220	9,720
LM	8,280	9,780
BX-280	8,400	9,900

**881260**

**Extension Top Dining Table**



- Table Top in Wood or Ceramic
- 1 Extension of 31 1/2"
- Metal Foot in LF and Slatted in BX or LM
- Wooden Table Structure in LF, except in LF-018
- When the Table Top is Ceramic the Extension is always Ceramic.

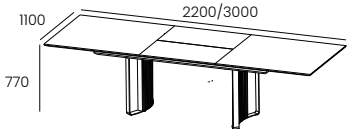
**W:78 3/4" H:30 3/8" D:43 3/8"**

kg	m3	vol	eco
BX 132			BX 01019010300
CM 157	1.174	3	CM 01019080310

RETAIL		
Foot	Top	
LF	BX/BX-280	CM-S03
Slatted		
BX	8,340	9,900
LM	8,460	10,020
BX-280	8,580	10,140

**881261**

**Extension Top Dining Table**



- Table Top in Wood or Ceramic
- 1 Extension of 31 1/2"
- Metal Foot in LF and Slatted in BX or LM
- Wooden Table Structure in LF, except in LF-018
- When the Table Top is Ceramic the Extension is always Ceramic.

**W:86 5/8" H:30 3/8" D:43 3/8"**

kg	m3	vol	eco
BX 138			BX 01019010300
CM 164	1.211	3	CM 01019080310

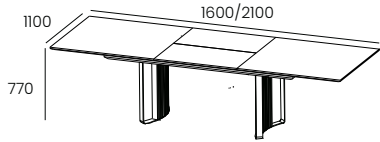
RETAIL		
Foot	Top	
LF	BX/BX-280	CM-S03
Slatted		
BX	8,580	10,080
LM	8,640	10,140
BX-280	8,760	10,260

# FIDJI

## Extension Dining Table w/out Slatted Accent (43 3/8" D)

**881290**

**Extension Top Dining Table**



- Table Top in Wood or Ceramic
- 1 Extension of 31 1/2"
- Metal Foot in LF
- Wooden Table Structure in LF, except in LF-018
- When the Table Top is Ceramic the Extension is always Ceramic.

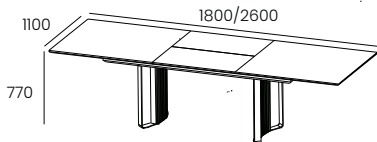
**W:63" H:30 3/8" D:43 3/8"**

kg	m3	vol	eco
BX 107			BX 01019010300
CM 125	1.100	3	CM 01019080300

RETAIL		
Foot	Top	
LF	BX/BX-280	CM-S03
	6,600	8,160

**881291**

**Extension Top Dining Table**



- Table Top in Wood or Ceramic
- 1 Extension of 31 1/2"
- Metal Foot in LF
- Wooden Table Structure in LF, except in LF-018
- When the Table Top is Ceramic the Extension is always Ceramic.

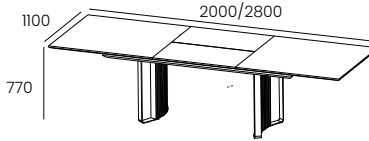
**W:70 7/8" H:30 3/8" D:43 3/8"**

kg	m3	vol	eco
BX 117			BX 01019010300
CM 141	1.137	3	CM 01019080310

RETAIL		
Foot	Top	
LF	BX/BX-280	CM-S03
	7,080	8,640

**881292**

**Extension Top Dining Table**



- Table Top in Wood or Ceramic
- 1 Extension of 31 1/2"
- Metal Foot in LF
- Wooden Table Structure in LF, except in LF-018
- When the Table Top is Ceramic the Extension is always Ceramic.

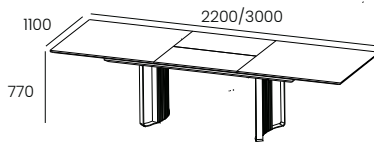
**W:78 3/4" H:30 3/8" D:43 3/8"**

kg	m3	vol	eco
BX 123			BX 01019010300
CM 148	1.174	3	CM 01019080310

RETAIL		
Foot	Top	
LF	BX/BX-280	CM-S03
	6,840	8,400

**881293**

**Extension Top Dining Table**



- Table Top in Wood or Ceramic
- 1 Extension of 31 1/2"
- Metal Foot in LF
- Wooden Table Structure in LF, except in LF-018
- When the Table Top is Ceramic the Extension is always Ceramic.

**W:86 5/8" H:30 3/8" D:43 3/8"**

kg	m3	vol	eco
BX 129			BX 01019010300
CM 155	1.211	3	CM 01019080310

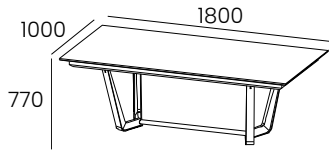
RETAIL		
Foot	Top	
LF	BX/BX-280	CM-S03
	7,260	8,760

# SANTANA

## Fixed Dining Table

841230

Fixed Top Dining Table



- Wood or Ceramic Top
- Metal Foot in LF Finish with LM or BX Application
- Table Top Frame in LF Finish, except LF-018

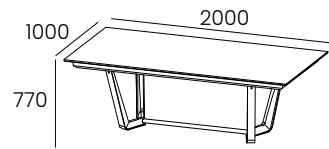
**W:70 7/8" H:30 3/8" D:39 3/8"**

kg	m3	vol	eco
BX 81	0.650	4	BX 01019010290
CM 90			CM 01019080290

RETAIL			
Foot	Table Top		
	BX	CM-S01	CM-S03
LF / BX	4620	5,640	
LF / LM			

841231

Fixed Top Dining Table



- Wood or Ceramic Top
- Metal Foot in LF Finish with LM or BX Application
- Table Top Frame in LF Finish, except LF-018

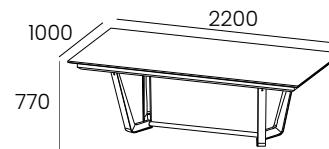
**W:78 3/4" H:30 3/8" D:39 3/8"**

kg	m3	vol	eco
BX 86	0.684	4	BX 01019010290
CM 96			CM 01019080290

RETAIL			
Foot	Table Top		
	BX	CM-S01	CM-S03
LF / BX	4800	5,880	
LF / LM			

841232

Fixed Top Dining Table



- Wood or Ceramic Top
- Metal Foot in LF Finish with LM or BX Application
- Table Top Frame in LF Finish, except LF-018

**W:86 5/8" H:30 3/8" D:39 3/8"**

kg	m3	vol	eco
BX 91	0.719	4	BX 01019010290
CM 102			CM 01019080300

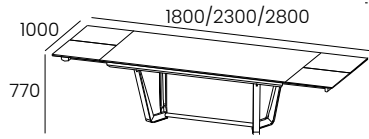
RETAIL			
Foot	Table Top		
	BX	CM-S01	CM-S03
LF / BX	5040	6,120	
LF / LM			

# SANTANA

## Extension Dining Table

841238

### Extension Top Dining Table



**W:70 7/8" H:30 3/8" D:39 3/8"**

kg m3 vol eco

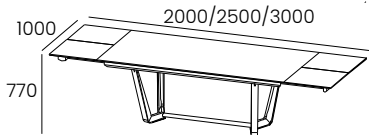
BX 121 0.718 4 BX 01019010300  
CM 135 CM 01019080300

- Wood or Ceramic Top
- 2 Extension of 19 5/8" at each end of the Table
- Metal Foot in LF Finish with LM or BX Application
- Table Top Frame in LF Finish, except LF-018
- When the Table Top is Ceramic the Extension is always Ceramic

RETAIL			
Foot	Table Top		
	BX	CM-S01	CM-S03
LF / BX	8220	9,060	
LF / LM			

841235

### Extension Top Dining Table



**W:78 3/4" H:30 3/8" D:39 3/8"**

kg m3 vol eco

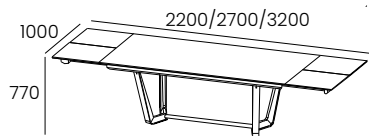
BX 126 0.760 4 BX 01019010300  
CM 141 CM 01019080300

- Wood or Ceramic Top
- 2 Extension of 19 5/8" at each end of the Table
- Metal Foot in LF Finish with LM or BX Application
- Table Top Frame in LF Finish, except LF-018
- When the Table Top is Ceramic the Extension is always Ceramic

RETAIL			
Foot	Table Top		
	BX	CM-S01	CM-S03
LF / BX	8340	9,300	
LF / LM			

841240

### Extension Top Dining Table



**W:86 5/8" H:30 3/8" D:39 3/8"**

kg m3 vol eco

BX 131 0.802 4 BX 01019010300  
CM 147 CM 01019080300

- Wood or Ceramic Top
- 2 Extension of 19 5/8" at each end of the Table
- Metal Foot in LF Finish with LM or BX Application
- Table Top Frame in LF Finish, except LF-018
- When the Table Top is Ceramic the Extension is always Ceramic

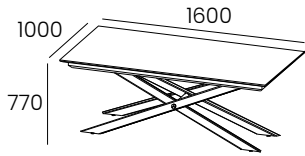
RETAIL			
Foot	Table Top		
	BX	CM-S01	CM-S03
LF / BX	8520	-	9540
LF / LM			

# TAIGA

## Fixed Dining Table

831233

Fixed Top Dining Table



- Wooden or Ceramic Top
- Metal Foot Finish BX and LF or LF
- Table Top Frame in LF Finish

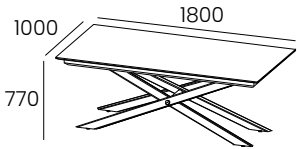
W:63" H:30 3/8" D:39 3/8"

kg	m3	vol	eco
BX 72			BX 01019010290
CM 82	1.189	3	CM 01019080290

RETAIL			
Foot	Table Top		
	BX	CM-S01	CM-S03
LF	4380	5,520	
BX and LF			

831230

Fixed Top Dining Table



- Wooden or Ceramic Top
- Metal Foot Finish BX and LF or LF
- Table Top Frame in LF Finish

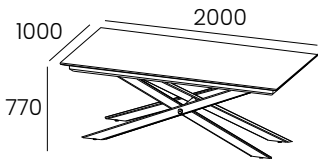
W:70 7/8" H:30 3/8" D:39 3/8"

kg	m3	vol	eco
BX 77			BX 01019010290
CM 88	1.224	3	CM 01019080290

RETAIL			
Foot	Table Top		
	BX	CM-S01	CM-S03
LF	4560	5,700	
BX and LF			

831231

Fixed Top Dining Table



- Wooden or Ceramic Top
- Metal Foot Finish BX and LF or LF
- Table Top Frame in LF Finish

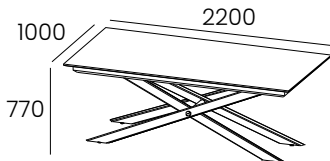
W:78 3/4" H:30 3/8" D:39 3/8"

kg	m3	vol	eco
BX 82			BX 01019010290
CM 95	1.544	3	CM 01019080290

RETAIL			
Foot	Table Top		
	BX	CM-S01	CM-S03
LF	4740	5,880	
BX and LF			

831232

Fixed Top Dining Table



- Wooden or Ceramic Top
- Metal Foot Finish BX and LF or LF
- Table Top Frame in LF Finish

W:86 5/8" H:30 3/8" D:39 3/8"

kg	m3	vol	eco
BX 87			BX 01019010290
CM 101	1.579	3	CM 01019080300

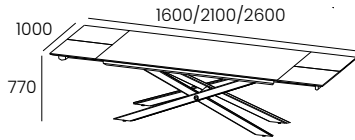
RETAIL			
Foot	Table Top		
	BX	CM-S01	CM-S03
LF	4920	6,060	
BX and LF			

# TAIGA

## Extension Dining Table

**831237**

**Extension Top Dining Table**



- Wooden or Ceramic Top
- 2 Extension of 19 5/8"
- Metal Foot Finish BX and LF or LF
- Table Top Frame in LF Finish
- When the Table Top is Ceramic the Extension is always Ceramic

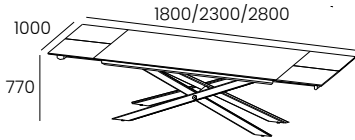
**W:63" H:30 3/8" D:39 3/8"**

kg	m3	vol	eco
BX 113			BX 01019010300
CM 129	1.251	3	CM 01019080300

RETAIL			
Foot	Table Top		
	BX	CM-S01	CM-S03
LF	7980	9,120	
BX or LF			

**831234**

**Extension Top Dining Table**



- Wooden or Ceramic Top
- 2 Extension of 19 5/8"
- Metal Foot Finish BX and LF or LF
- Table Top Frame in LF Finish
- When the Table Top is Ceramic the Extension is always Ceramic

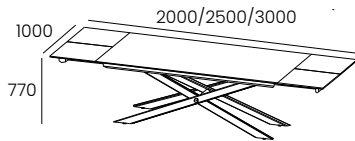
**W:70 7/8" H:30 3/8" D:39 3/8"**

kg	m3	vol	eco
BX 118			BX 01019010300
CM 135	1.292	3	CM 01019080300

RETAIL			
Foot	Table Top		
	BX	CM-S01	CM-S03
LF	8160	9,300	
BX or LF			

**831235**

**Extension Top Dining Table**



- Wooden or Ceramic Top
- 2 Extension of 19 5/8"
- Metal Foot Finish BX and LF or LF
- Table Top Frame in LF Finish
- When the Table Top is Ceramic the Extension is always Ceramic

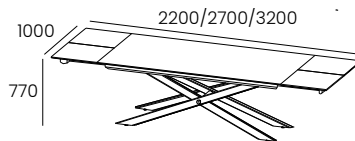
**W:78 3/4" H:30 3/8" D:39 3/8"**

kg	m3	vol	eco
BX 123			BX 01019010300
CM 141	1.620	3	CM 01019080300

RETAIL			
Foot	Table Top		
	BX	CM-S01	CM-S03
LF	8340	9,480	
BX or LF			

**831236**

**Extension Top Dining Table**



- Wooden or Ceramic Top
- 2 Extension of 19 5/8"
- Metal Foot Finish BX and LF or LF
- Table Top Frame in LF Finish
- When the Table Top is Ceramic the Extension is always Ceramic

**W:86 5/8" H:30 3/8" D:39 3/8"**

kg	m3	vol	eco
BX 128			BX 01019010300
CM 147	1.661	3	CM 01019080300

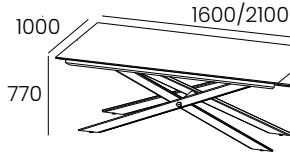
RETAIL			
Foot	Table Top		
	BX	CM-S01	CM-S03
LF	8520	-	9780
BX or LF			

# TAIGA

## Extension Dining Table

831241

Extension Top Dining Table



- Wooden or Ceramic Top
- 1 Extension of 19 5/8"
- Metal Foot Finish BX and LF or LF
- Table Top Frame in LF Finish
- When the Table Top is Ceramic the Extension is always Ceramic

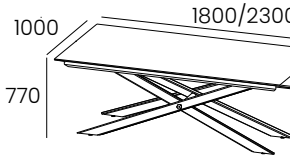
**W:63" H:30 3/8" D:39 3/8"**

kg	m3	vol	eco
BX 93			BX 01019010290
CM 106	1.251	3	CM 01019080300

RETAIL			
Foot	Table Top		
	BX	CM-S01	CM-S03
LF	6420	7,560	
BX or LF			

831238

Extension Top Dining Table



- Wooden or Ceramic Top
- 1 Extension of 19 5/8"
- Metal Foot Finish BX and LF or LF
- Table Top Frame in LF Finish
- When the Table Top is Ceramic the Extension is always Ceramic

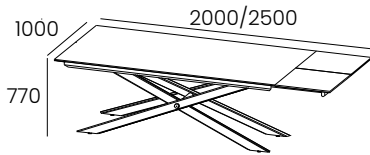
**W:70 7/8" H:30 3/8" D:39 3/8"**

kg	m3	vol	eco
BX 98			BX 01019010290
CM 112	1.292	3	CM 01019080300

RETAIL			
Foot	Table Top		
	BX	CM-S01	CM-S03
LF	6600	7,740	
BX or LF			

831239

Extension Top Dining Table



- Wooden or Ceramic Top
- 1 Extension of 19 5/8"
- Metal Foot Finish BX and LF or LF
- Table Top Frame in LF Finish
- When the Table Top is Ceramic the Extension is always Ceramic

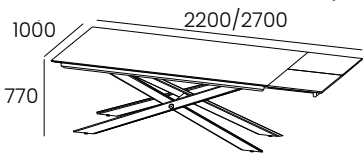
**W:78 3/4" H:30 3/8" D:39 3/8"**

kg	m3	vol	eco
BX 103			BX 01019010300
CM 118	1.620	3	CM 01019080300

RETAIL			
Foot	Table Top		
	BX	CM-S01	CM-S03
LF	6780	7,920	
BX or LF			

831240

Extension Top Dining Table



- Wooden or Ceramic Top
- 1 Extension of 19 5/8"
- Metal Foot Finish BX and LF or LF
- Table Top Frame in LF Finish
- When the Table Top is Ceramic the Extension is always Ceramic

**W:86 5/8" H:30 3/8" D:39 3/8"**

kg	m3	vol	eco
BX 108			BX 01019010300
CM 124	1.661	3	CM 01019080300

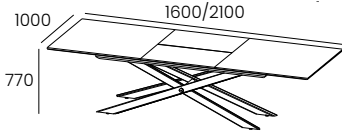
RETAIL			
Foot	Table Top		
	BX	CM-S01	CM-S03
LF	6960	8,160	
BX or LF			

# TAIGA

## Extension Dining Table

831245

Extension Top Dining Table



- Wooden or Ceramic Top
- 1 Extension of 19 5/8"
- Metal Foot Finish BX and LF or LF
- Table Top Frame in LF Finish
- When the Table Top is Ceramic the Extension is always Ceramic

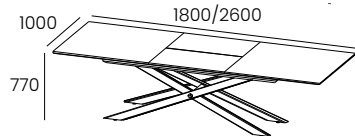
**W:63" H:30 3/8" D:39 3/8"**

kg	m3	vol	eco
BX 99			BX 01019010290
CM 112	1.251	3	CM 01019080300

RETAIL			
Foot	Table Top		
	BX	CM-S01	CM-S03
LF	7620	8,640	
BX or LF			

831242

Extension Top Dining Table



- Wooden or Ceramic Top
- 1 Extension of 31 1/2"
- Metal Foot Finish BX and LF or LF
- Table Top Frame in LF Finish
- When the Table Top is Ceramic the Extension is always Ceramic

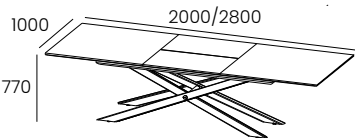
**W:70 7/8" H:30 3/8" D:39 3/8"**

kg	m3	vol	eco
BX 111			BX 01019010300
CM 127	1.292	3	CM 01019080300

RETAIL			
Foot	Table Top		
	BX	CM-S01	CM-S03
LF	7800	8,820	
BX or LF			

831243

Extension Top Dining Table



- Wooden or Ceramic Top
- 1 Extension of 31 1/2"
- Metal Foot Finish BX and LF or LF
- Table Top Frame in LF Finish
- When the Table Top is Ceramic the Extension is always Ceramic

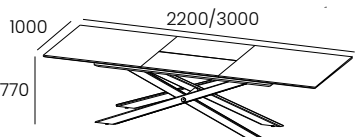
**W:78 3/4" H:30 3/8" D:39 3/8"**

kg	m3	vol	eco
BX 115			BX 01019010300
CM 133	1.620	3	CM 01019080300

RETAIL			
Foot	Table Top		
	BX	CM-S01	CM-S03
LF	7980	9,000	
BX or LF			

831244

Extension Top Dining Table



- Wooden or Ceramic Top
- 1 Extension of 31 1/2"
- Metal Foot Finish BX and LF or LF
- Table Top Frame in LF Finish
- When the Table Top is Ceramic the Extension is always Ceramic

**W:86 5/8" H:30 3/8" D:39 3/8"**

kg	m3	vol	eco
BX 120			BX 01019010300
CM 139	1.661	3	CM 01019080300

RETAIL			
Foot	Table Top		
	BX	CM-S01	CM-S03
LF	8220	9,240	
BX or LF			

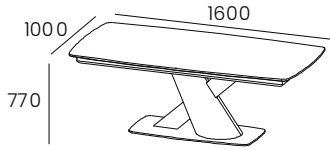


# WIND

## Fixed Dining Table

**711241**

### Fixed Top Dining Table



**W:63" H:30 3/8" D:39 3/8"**

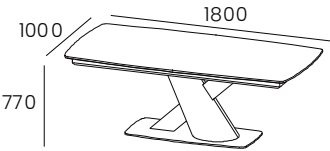
kg	m3	vol	eco
BX 132			BX 01019010300
CM 142	0.710	3	CM 01019080300

- Table Top in Wood or Ceramic
- Table surround in BX or LF Finish depending on the Ceramic Finish
- Foot and base in LF Finish, except LF-018 and BX, LM, LB or LBM.

RETAIL			
Foot	Table Top		
	BX	CM-S01	CM-S03
BX/LM	5,940	7,800	
LB	6,180	8,100	
LBM	6,300	8,280	

**711242**

### Fixed Top Dining Table



**W:70 7/8" H:30 3/8" D:39 3/8"**

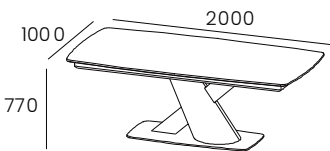
kg	m3	vol	eco
BX 137			BX 01019010300
CM 148	0.710	3	CM 01019080300

- Table Top in Wood or Ceramic
- Table surround in BX or LF Finish depending on the Ceramic Finish
- Foot and base in LF Finish, except LF-018 and BX, LM, LB or LBM.

RETAIL			
Foot	Table Top		
	BX	CM-S01	CM-S03
BX/LM	6,120	8,160	
LB	6,360	8,460	
LBM	6,480	8,580	

**711243**

### Fixed Top Dining Table



**W:78 3/4" H:30 3/8" D:39 3/8"**

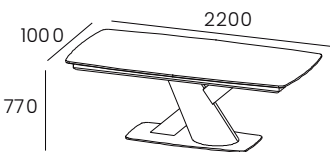
kg	m3	vol	eco
BX 141			BX 01019010300
CM 153	0.774	3	CM 01019080310

- Table Top in Wood or Ceramic
- Table surround in BX or LF Finish depending on the Ceramic Finish
- Foot and base in LF Finish, except LF-018 and BX, LM, LB or LBM.

RETAIL			
Foot	Table Top		
	BX	CM-S01	CM-S03
BX/LM	6,240	8,520	
LB	6,540	8,760	
LBM	6,660	8,940	

**711244**

### Fixed Top Dining Table



**W:86 5/8" H:30 3/8" D:39 3/8"**

kg	m3	vol	eco
BX 145			BX 01019010300
CM 160	0.805	3	CM 01019080310

- Table Top in Wood or Ceramic
- Table surround in BX or LF Finish depending on the Ceramic Finish
- Foot and base in LF Finish, except LF-018 and BX, LM, LB or LBM.

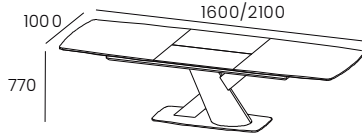
RETAIL			
Foot	Table Top		
	BX	CM-S01	CM-S03
BX/LM	6,420	8,880	
LB	6,660	9,120	
LBM	6,780	9,300	

# WIND

## Extension Dining Table

**711231**

**Extension Top Dining Table**



**W:63" H:30 3/8" D:39 3/8"**

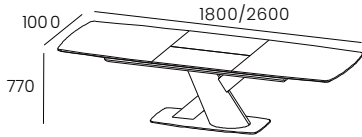
kg	m3	vol	eco
BX 159			BX 01019010310
CM 174	0.710	3	CM 01019080310

- Table Top in Wood or Ceramic
- 1 Extension of 19 5/8"
- Table surround in BX or LF Finish depending on the Ceramic Finish
- Foot and base in LF Finish, except LF-018 and BX, LM, LB or LBM.
- When the Table Top is in Ceramic, the Extension is always in Ceramic

RETAIL			
Foot	Table Top		
	BX	CM-S01	CM-S03
BX/LM	8,640	10,980	
LB	8,880	11,220	
LBM	9,060	11,460	

**711232**

**Extension Top Dining Table**



**W:70 7/8" H:30 3/8" D:39 3/8"**

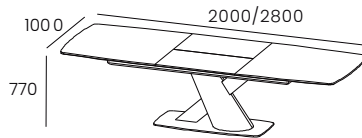
kg	m3	vol	eco
BX 164			BX 01019010310
CM 180	0.742	3	CM 01019080310

- Table Top in Wood or Ceramic
- 1 Extension of 31 1/2"
- Table surround in BX or LF Finish depending on the Ceramic Finish
- Foot and base in LF Finish, except LF-018 and BX, LM, LB or LBM.
- When the Table Top is in Ceramic, the Extension is always in Ceramic

RETAIL			
Foot	Table Top		
	BX	CM-S01	CM-S03
BX/LM	8,820	11,580	
LB	9,060	11,820	
LBM	9,240	12,060	

**711233**

**Extension Top Dining Table**



**W:78 3/4" H:30 3/8" D:39 3/8"**

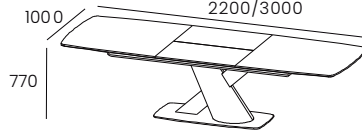
kg	m3	vol	eco
BX 168			BX 01019010310
CM 186	0.774	3	CM 01019080310

- Table Top in Wood or Ceramic
- 1 Extension of 31 1/2"
- Table surround in BX or LF Finish depending on the Ceramic Finish
- Foot and base in LF Finish, except LF-018 and BX, LM, LB or LBM.
- When the Table Top is in Ceramic, the Extension is always in Ceramic

RETAIL			
Foot	Table Top		
	BX	CM-S01	CM-S03
BX/LM	8,940	11,940	
LB	9,240	12,180	
LBM	9,420	12,420	

**711234**

**Extension Top Dining Table**



**W:86 5/8" H:30 3/8" D:39 3/8"**

kg	m3	vol	eco
BX 173			BX 01019010310
CM 191	0.805	3	CM 01019080310

- Table Top in Wood or Ceramic
- 1 Extension of 31 1/2"
- Table surround in BX or LF Finish depending on the Ceramic Finish
- Foot and base in LF Finish, except LF-018 and BX, LM, LB or LBM.
- When the Table Top is in Ceramic, the Extension is always in Ceramic

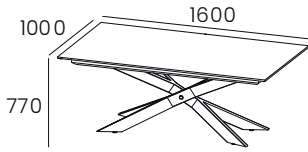
RETAIL			
Foot	Table Top		
	BX	CM-S01	CM-S03
BX/LM	9,120	12,300	
LB	9,360	12,540	
LBM	9,540	12,780	

# CARAT

## Fixed Dining Table

**771233**

**Fixed Top Dining Table**



- Wood or Ceramic Top
- Foot in Metal always in LF Finish
- Table Top Frame in LF Finish, except LF-018

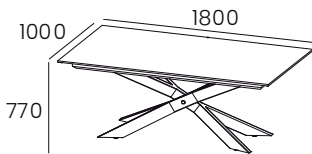
**W:63" H:30 3/8" D:39 3/8"**

kg	m3	vol	eco
BX 97	0.80	3	BX 01019010290
CM 111			CM 01019080300

RETAIL			
Foot	Top		
	BX	CM-S01	CM-S03
LF	5580	6,540	

**771230**

**Fixed Top Dining Table**



- Wood or Ceramic Top
- Foot in Metal always in LF Finish
- Table Top Frame in LF Finish, except LF-018

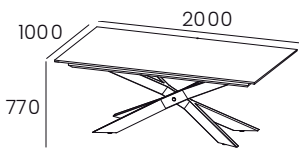
**W:70 7/8" H:30 3/8" D:39 3/8"**

kg	m3	vol	eco
BX 101	0.83	3	BX 01019010300
CM 113			CM 01019080300

RETAIL			
Foot	Top		
	BX	CM-S01	CM-S03
LF	5760	6,780	

**771231**

**Fixed Top Dining Table**



- Wood or Ceramic Top
- Foot in Metal always in LF Finish
- Table Top Frame in LF Finish, except LF-018

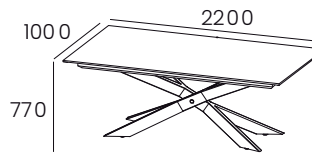
**W:78 3/4" H:30 3/8" D:39 3/8"**

kg	m3	vol	eco
BX 107	0.86	3	BX 01019010300
CM 120			CM 01019080300

RETAIL			
Foot	Top		
	BX	CM-S01	CM-S03
LF	5940	7,080	

**771232**

**Fixed Top Dining Table**



- Wood or Ceramic Top
- Foot in Metal always in LF Finish
- Table Top Frame in LF Finish, except LF-018

**W:86 5/8" H:30 3/8" D:39 3/8"**

kg	m3	vol	eco
BX 113	0.89	3	BX 01019010300
CM 127			CM 01019080300

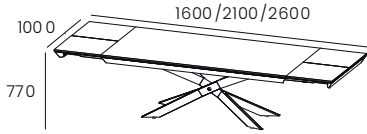
RETAIL			
Foot	Top		
	BX	CM-S01	CM-S03
LF	6120	7,320	

# CARAT

## Extension Dining Table

**771237**

### Extension Top Dining Table



**W:63" H:30 3/8" D:39 3/8"**

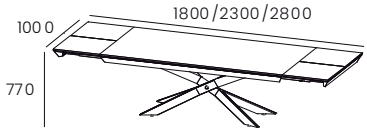
kg	m3	vol	eco
BX 127	0.80	3	BX 01019010300
CM 145			CM 01019080300

- Wood or Ceramic Top
- 2 Extension of 19 5/8"
- Foot in Metal always in LF Finish
- Table Top Frame in LF Finish, except LF-018
- When the Table Top is in Ceramic, the Extension are always in Ceramic

RETAIL			
Foot	Top		
	BX	CM-S01	CM-S03
LF	9300	10,260	

**771234**

### Extension Top Dining Table



**W:70 7/8" H:30 3/8" D:39 3/8"**

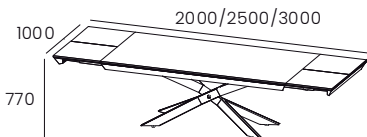
kg	m3	vol	eco
BX 132	0.83	3	BX 01019010300
CM 156			CM 01019080310

- Wood or Ceramic Top
- 2 Extension of 19 5/8"
- Foot in Metal always in LF Finish
- Table Top Frame in LF Finish, except LF-018
- When the Table Top is in Ceramic, the Extension are always in Ceramic

RETAIL			
Foot	Top		
	BX	CM-S01	CM-S03
LF	9480	10,560	

**771235**

### Extension Top Dining Table



**W:78 3/4" H:30 3/8" D:39 3/8"**

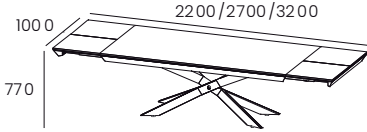
kg	m3	vol	eco
BX 137	0.86	3	BX 01019010300
CM 158			CM 01019080310

- Wood or Ceramic Top
- 2 Extension of 19 5/8"
- Foot in Metal always in LF Finish
- Table Top Frame in LF Finish, except LF-018
- When the Table Top is in Ceramic, the Extension are always in Ceramic

RETAIL			
Foot	Top		
	BX	CM-S01	CM-S03
LF	9660	10,800	

**771236**

### Extension Top Dining Table



**W:86 5/8" H:30 3/8" D:39 3/8"**

kg	m3	vol	eco
BX 142	0.89	3	BX 01019010300
CM 165			CM 01019080310

- Wood or Ceramic Top
- 2 Extension of 19 5/8"
- Foot in Metal always in LF Finish
- Table Top Frame in LF Finish, except LF-018
- When the Table Top is in Ceramic, the Extension are always in Ceramic

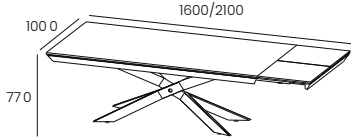
RETAIL			
Foot	Top		
	BX	CM-S01	CM-S03
LF	9840	-	11100

# CARAT

## Extension Dining Table

**771241**

**Extension Top Dining Table**



- Wood or Ceramic Top
- 19 5/8" mm Extension
- Foot in Metal always in LF Finish
- Table Top Frame in LF Finish, except LF-018
- When the Table Top is in Ceramic, the Extension is always in Ceramic

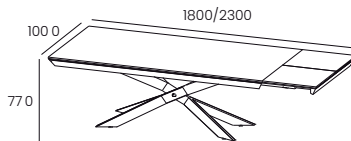
**W:63" H:30 3/8" D:39 3/8"**

kg	m3	vol	eco
BX 111	0.80	3	BX 01019010300
CM 126			CM 01019080300

RETAIL			
Foot	Top		
	BX	CM-S01	CM-S03
LF	7440	8,580	

**771238**

**Extension Top Dining Table**



- Wood or Ceramic Top
- 19 5/8" mm Extension
- Foot in Metal always in LF Finish
- Table Top Frame in LF Finish, except LF-018
- When the Table Top is in Ceramic, the Extension is always in Ceramic

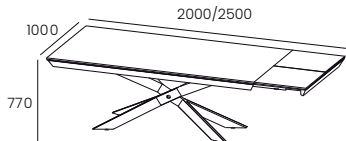
**W:70 7/8" H:30 3/8" D:39 3/8"**

kg	m3	vol	eco
BX 117	0.83	3	BX 01019010300
CM 133			CM 01019080300

RETAIL			
Foot	Top		
	BX	CM-S01	CM-S03
LF	7620	8,880	

**771239**

**Extension Top Dining Table**



- Wood or Ceramic Top
- 19 5/8" mm Extension
- Foot in Metal always in LF Finish
- Table Top Frame in LF Finish, except LF-018
- When the Table Top is in Ceramic, the Extension is always in Ceramic

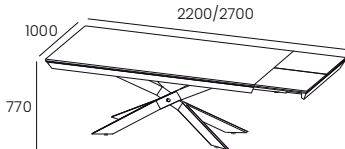
**W:78 3/4" H:30 3/8" D:39 3/8"**

kg	m3	vol	eco
BX 122	0.86	3	BX 01019010300
CM 139			CM 01019080300

RETAIL			
Foot	Top		
	BX	CM-S01	CM-S03
LF	7800	9,120	

**771240**

**Extension Top Dining Table**



- Wood or Ceramic Top
- 19 5/8" mm Extension
- Foot in Metal always in LF Finish
- Table Top Frame in LF Finish, except LF-018
- When the Table Top is in Ceramic, the Extension is always in Ceramic

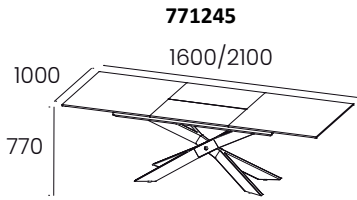
**W:86 5/8" H:30 3/8" D:39 3/8"**

kg	m3	vol	eco
BX 127	0.89	3	BX 01019010300
CM 146			CM 01019080300

RETAIL			
Foot	Top		
	BX	CM-S01	CM-S03
LF	7980	9,420	

# CARAT

## Extension Dining Table



**771245**

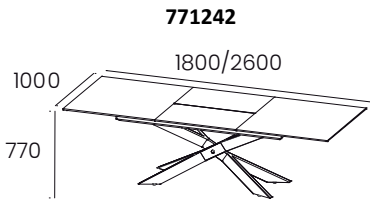
### Extension Top Dining Table

- Wood or Ceramic Top
- central 19 5/8" mm Extension
- Foot in Metal always in LF Finish
- Table Top Frame in LF Finish, except LF-018
- When the Table Top is in Ceramic, the Extension is always in Ceramic

**W:63" H:30 3/8" D:39 3/8"**

kg	m3	vol	eco
BX 108	0.80	3	BX 01019010300
CM 122			CM 01019080300

RETAIL			
Foot	Top		
	BX	CM-S01	CM-S03
LF	8760	9,780	



**771242**

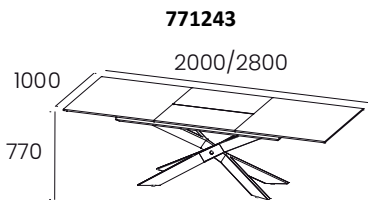
### Extension Top Dining Table

- Wood or Ceramic Top
- central 31 1/2" mm Extension
- Foot in Metal always in LF Finish
- Table Top Frame in LF Finish, except LF-018
- When the Table Top is in Ceramic, the Extension is always in Ceramic

**W:70 7/8" H:30 3/8" D:39 3/8"**

kg	m3	vol	eco
BX 119	0.80	3	BX 01019010300
CM 136			CM 01019080300

RETAIL			
Foot	Top		
	BX	CM-S01	CM-S03
LF	9120	10,020	



**771243**

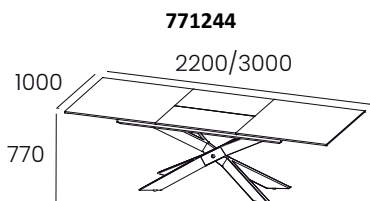
### Extension Top Dining Table

- Wood or Ceramic Top
- central 31 1/2" mm Extension
- Foot in Metal always in LF Finish
- Table Top Frame in LF Finish, except LF-018
- When the Table Top is in Ceramic, the Extension is always in Ceramic

**W:78 3/4" H:30 3/8" D:39 3/8"**

kg	m3	vol	eco
BX 124	0.86	3	BX 01019010300
CM 142			CM 01019080300

RETAIL			
Foot	Top		
	BX	CM-S01	CM-S03
LF	9300	10,320	



**771244**

### Extension Top Dining Table

- Wood or Ceramic Top
- central 31 1/2" mm Extension
- Foot in Metal always in LF Finish
- Table Top Frame in LF Finish, except LF-018
- When the Table Top is in Ceramic, the Extension is always in Ceramic

**W:86 5/8" H:30 3/8" D:39 3/8"**

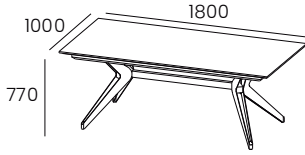
kg	m3	vol	eco
BX 128	0.89	3	BX 01019010300
CM 147			CM 01019080300

RETAIL			
Foot	Top		
	BX	CM-S01	CM-S03
LF	9480	10,680	

# IRIS

## Fixed Dining Table

621231



### Fixed Top Dining Table

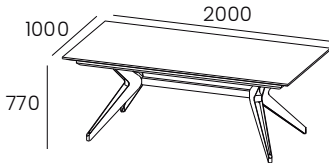
- Wood or Ceramic Top
- Metal Foot in LF Finish
- Table Belt in LF Finish

**W:70 7/8" H:30 3/8" D:39 3/8"**

kg	m3	vol	eco
BX 81			BX 01019010290
CM 92	1.106	5	CM 01019080290

RETAIL			
Foot	Table Top		
	BX	CM-S01	CM-S03
LF	6120	8,100	

621232



### Fixed Top Dining Table

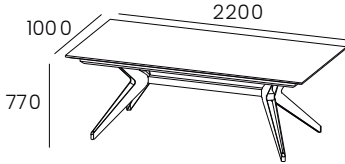
- Wood or Ceramic Top
- Metal Foot in LF Finish
- Table Belt in LF Finish

**W:78 3/4" H:30 3/8" D:39 3/8"**

kg	m3	vol	eco
BX 86			BX 01019010290
CM 98	1.146	5	CM 01019080290

RETAIL			
Foot	Table Top		
	BX	CM-S01	CM-S03
LF	6300	8,460	

621233



### Fixed Top Dining Table

- Wood or Ceramic Top
- Metal Foot in LF Finish
- Table Belt in LF Finish

**W:86 5/8" H:30 3/8" D:39 3/8"**

kg	m3	vol	eco
BX 90			BX 01019010290
CM 102	1.544	5	CM 01019080300

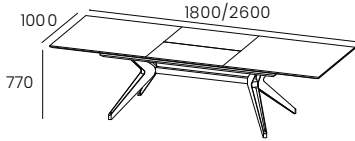
RETAIL			
Foot	Table Top		
	BX	CM-S01	CM-S03
LF	6480	8,820	

# IRIS

## Extension Dining Table

621234

Extension Top Dining Table



- Wood or Ceramic Top
- 1 Extension of 31 1/2"
- Metal Foot in LF Finish
- Table Belt in LF Finish
- When the Table Top is Ceramic, the Extension is always Ceramic

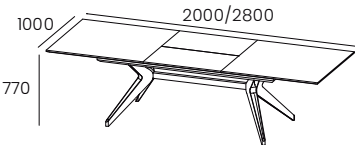
**W:70 7/8" H:30 3/8" D:39 3/8"**

kg	m3	vol	eco
BX 105			BX 01019010300
CM 118	1.106	5	CM 01019080300

RETAIL			
Foot	Table Top		
	BX	CM-S01	CM-S03
LF	8160	10,980	

621235

Extension Top Dining Table



- Wood or Ceramic Top
- 1 Extension of 31 1/2"
- Metal Foot in LF Finish
- Table Belt in LF Finish
- When the Table Top is Ceramic, the Extension is always Ceramic

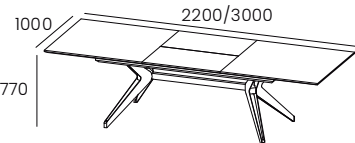
**W:78 3/4" H:30 3/8" D:39 3/8"**

kg	m3	vol	eco
BX 109			BX 01019010300
CM 123	1.146	5	CM 01019080300

RETAIL			
Foot	Table Top		
	BX	CM-S01	CM-S03
LF	8280	11,100	

621236

Extension Top Dining Table



- Wood or Ceramic Top
- 1 Extension of 31 1/2"
- Metal Foot in LF Finish
- Table Belt in LF Finish
- When the Table Top is Ceramic, the Extension is always Ceramic

**W:86 5/8" H:30 3/8" D:39 3/8"**

kg	m3	vol	eco
BX 113			BX 01019010300
CM 128	1.187	5	CM 01019080300

RETAIL			
Foot	Table Top		
	BX	CM-S01	CM-S03
LF	8700	11,820	

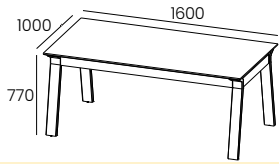


# BRISTOL

## Fixed Dining Table

801230

Fixed Top Dining Table



**W:63" H:30 3/8" D:39 3/8"**

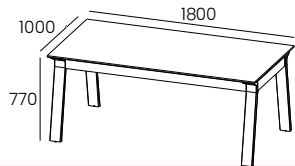
kg	m3	vol	eco
BX 59			BX 01019010280
CM 72	0.486	3	CM 01019080290

- Wood or Ceramic Top
- Metal Foot always in LF Finish
- Table Belt in BX Finish or LF, except LF-018

RETAIL			
Foot and Frame	Top		
	BX	CM-S01	CM-S03
LF/BX	3900	4,680	

801231

Fixed Top Dining Table



**W:70 7/8" H:30 3/8" D:39 3/8"**

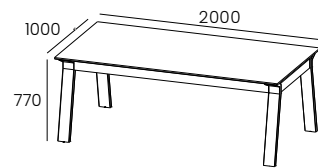
kg	m3	vol	eco
BX 64			BX 01019010290
CM 79	0.526	3	CM 01019080290

- Wood or Ceramic Top
- Metal Foot always in LF Finish
- Table Belt in BX Finish or LF, except LF-018

RETAIL			
Foot and Frame	Top		
	BX	CM-S01	CM-S03
LF/BX	4020	4,920	

801232

Fixed Top Dining Table



**W:78 3/4" H:30 3/8" D:39 3/8"**

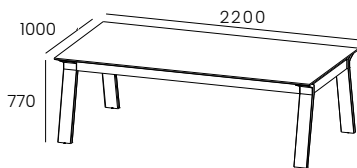
kg	m3	vol	eco
BX 69			BX 01019010290
CM 85	0.566	3	CM 01019080290

- Wood or Ceramic Top
- Metal Foot always in LF Finish
- Table Belt in BX Finish or LF, except LF-018

RETAIL			
Foot and Frame	Top		
	BX	CM-S01	CM-S03
LF/BX	4200	5,100	

801233

Fixed Top Dining Table



**W:86 5/8" H:30 3/8" D:39 3/8"**

kg	m3	vol	eco
BX 73			BX 01019010290
CM 91	0.606	3	CM 01019080290

- Wood or Ceramic Top
- Metal Foot always in LF Finish
- Table Belt in BX Finish or LF, except LF-018

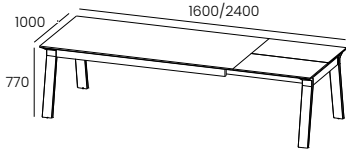
RETAIL			
Foot and Frame	Top		
	BX	CM-S01	CM-S03
LF/BX	4320	5,340	

# BRISTOL

## Extension Dining Table

801234

Extension Top Dining Table



**W:63" H:30 3/8" D:39 3/8"**

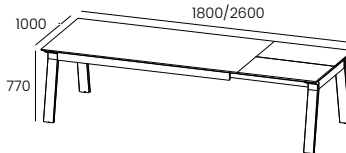
kg	m3	vol	eco
BX 91			BX 01019010290
CM 111	0.486	3	CM 01019080300

- Wood or Ceramic Top
- 1 Extension of 31 1/2"
- Metal Foot always in LF Finish
- Table Belt in BX Finish or LF, except LF-018
- When the Table Top is Ceramic, the Extension is always Ceramic

RETAIL			
Foot and Frame	Top		
	BX	CM-S01	CM-S03
LF/BX	5580	6,780	

801235

Extension Top Dining Table



**W:70 7/8" H:30 3/8" D:39 3/8"**

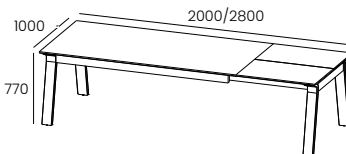
kg	m3	vol	eco
BX 96			BX 01019010290
CM 117	0.526	3	CM 01019080300

- Wood or Ceramic Top
- 1 Extension of 31 1/2"
- Metal Foot always in LF Finish
- Table Belt in BX Finish or LF, except LF-018
- When the Table Top is Ceramic, the Extension is always Ceramic

RETAIL			
Foot and Frame	Top		
	BX	CM-S01	CM-S03
LF/BX	5700	7,020	

801236

Extension Top Dining Table



**W:78 3/4" H:30 3/8" D:39 3/8"**

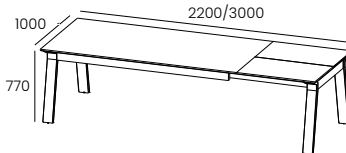
kg	m3	vol	eco
BX 100			BX 01019010290
CM 123	0.566	3	CM 01019080300

- Wood or Ceramic Top
- 1 Extension of 31 1/2"
- Metal Foot always in LF Finish
- Table Belt in BX Finish or LF, except LF-018
- When the Table Top is Ceramic, the Extension is always Ceramic

RETAIL			
Foot and Frame	Top		
	BX	CM-S01	CM-S03
LF/BX	5880	7,260	

801237

Extension Top Dining Table



**W:86 5/8" H:30 3/8" D:39 3/8"**

kg	m3	vol	eco
BX 105			BX 01019010290
CM 129	0.606	3	CM 01019080300

- Wood or Ceramic Top
- 1 Extension of 31 1/2"
- Metal Foot always in LF Finish
- Table Belt in BX Finish or LF, except LF-018
- When the Table Top is Ceramic, the Extension is always Ceramic

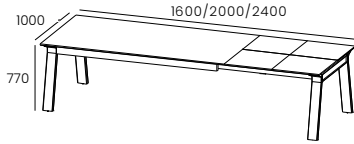
RETAIL			
Foot and Frame	Top		
	BX	CM-S01	CM-S03
LF/BX	6000	7,500	

# BRISTOL

## Extension Dining Table

801238

Extension Top Dining Table



**W:63" H:30 3/8" D:39 3/8"**

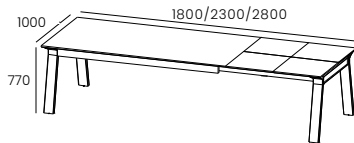
kg	m3	vol	eco
BX 104			BX 01019010300
CM 123	0.486	3	CM 01019080300

- Wood or Ceramic Top
- 2 Extension of 15 3/4"
- Metal Foot always in LF Finish
- Table Belt in BX Finish or LF, except LF-018
- When the Table Top is Ceramic, the Extension is always Ceramic

RETAIL			
Foot and Frame	Top		
	BX	CM-S01	CM-S03
LF/BX	6540	7,740	

801239

Extension Top Dining Table



**W:70 7/8" H:30 3/8" D:39 3/8"**

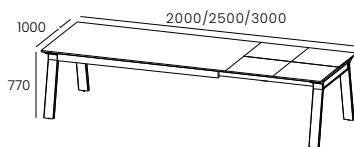
kg	m3	vol	eco
BX 113			BX 01019010300
CM 136	0.526	3	CM 01019080300

- Wood or Ceramic Top
- 2 Extension of 19 5/8"
- Metal Foot always in LF Finish
- Table Belt in BX Finish or LF, except LF-018
- When the Table Top is Ceramic, the Extension is always Ceramic

RETAIL			
Foot and Frame	Top		
	BX	CM-S01	CM-S03
LF/BX	6480	7,920	

801240

Extension Top Dining Table



**W:78 3/4" H:30 3/8" D:39 3/8"**

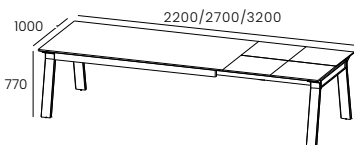
kg	m3	vol	eco
BX 117			BX 01019010300
CM 142	0.566	3	CM 01019080300

- Wood or Ceramic Top
- 2 Extension of 19 5/8"
- Metal Foot always in LF Finish
- Table Belt in BX Finish or LF, except LF-018
- When the Table Top is Ceramic, the Extension is always Ceramic

RETAIL			
Foot and Frame	Top		
	BX	CM-S01	CM-S03
LF/BX	6660	8,100	

801241

Extension Top Dining Table



**W:86 5/8" H:30 3/8" D:39 3/8"**

kg	m3	vol	eco
BX 122			BX 01019010300
CM 148	0.606	3	CM 01019080300

- Wood or Ceramic Top
- 2 Extension of 19 5/8"
- Metal Foot always in LF Finish
- Table Belt in BX Finish or LF, except LF-018
- When the Table Top is Ceramic, the Extension is always Ceramic

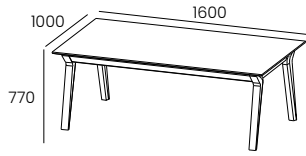
RETAIL			
Foot and Frame	Top		
	BX	CM-S01	CM-S03
LF/BX	6780	-	8,340

# WEMBLEY

## Fixed Dining Table

851230

Fixed Top Dining Table



- Wooden or Ceramic Top
- Feet and Frames of the Wooden Structure in BX Finish or LF, except in LF-018.

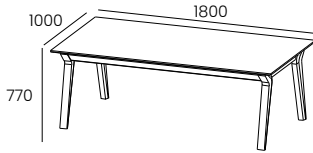
**W:63" H:30 3/8" D:39 3/8"**

kg	m3	vol	eco
BX 76			BX 01019010290
CM 85	0.451	3	CM 01019080290

RETAIL			
Foot	Table Top		
	BX	CM-S01	CM-S03
BX	2,820	3,780	
LF	3,300	4,260	

851231

Fixed Top Dining Table



- Wooden or Ceramic Top
- Feet and Frames of the Wooden Structure in BX Finish or LF, except in LF-018.

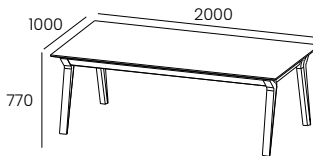
**W:70 7/8" H:30 3/8" D:39 3/8"**

kg	m3	vol	eco
BX 82			BX 01019010290
CM 93	0.489	3	CM 01019080290

RETAIL			
Foot	Table Top		
	BX	CM-S01	CM-S03
BX	3,000	4,020	
LF	3,480	4,560	

851232

Fixed Top Dining Table



- Wooden or Ceramic Top
- Feet and Frames of the Wooden Structure in BX Finish or LF, except in LF-018.

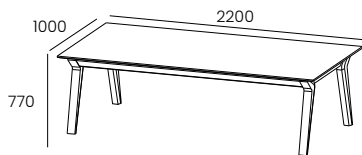
**W:78 3/4" H:30 3/8" D:39 3/8"**

kg	m3	vol	eco
BX 89			BX 01019010290
CM 101	0.527	3	CM 01019080300

RETAIL			
Foot	Table Top		
	BX	CM-S01	CM-S03
BX	3,120	4,320	
LF	3,660	4,860	

851233

Fixed Top Dining Table



- Wooden or Ceramic Top
- Feet and Frames of the Wooden Structure in BX Finish or LF, except in LF-018.

**W:86 5/8" H:30 3/8" D:39 3/8"**

kg	m3	vol	eco
BX 96			BX 01019010290
CM 109	0.565	3	CM 01019080300

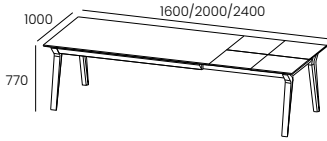
RETAIL			
Foot	Table Top		
	BX	CM-S01	CM-S03
BX	3,300	4,560	
LF	3,840	5,160	

# WEMBLEY

## Extension Dining Table

851237

### Extension Top Dining Table



**W:63" H:30 3/8" D:39 3/8"**

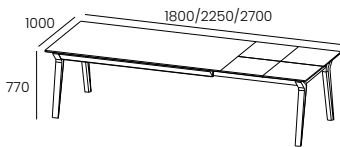
kg	m3	vol	eco
BX 110	0.451	3	BX 01019010300
CM 122			CM 01019080300

- Wooden or Ceramic Top
- 2 Extension of 19 5/8"
- Feet and Frames of the Wooden Structure in BX Finish or LF, except in LF-018.
- When the Table Top is in Ceramic the Extension is always in Ceramic.

RETAIL			
Foot	Table Top		
	BX	CM-S01	CM-S03
BX	5,460	6,900	
LF	6,240	7,620	

851234

### Extension Top Dining Table



**W:70 7/8" H:30 3/8" D:39 3/8"**

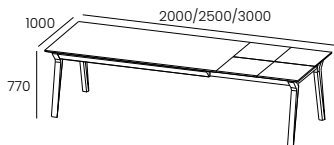
kg	m3	vol	eco
BX 118	0.489	3	BX 01019010300
CM 134			CM 01019080300

- Wooden or Ceramic Top
- 2 Extension of 19 5/8"
- Feet and Frames of the Wooden Structure in BX Finish or LF, except in LF-018.
- When the Table Top is in Ceramic the Extension is always in Ceramic.

RETAIL			
Foot	Table Top		
	BX	CM-S01	CM-S03
BX	5,520	7,020	
LF	6,300	7,740	

851235

### Extension Top Dining Table



**W:78 3/4" H:30 3/8" D:39 3/8"**

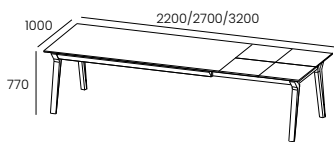
kg	m3	vol	eco
BX 127	0.527	3	BX 01019010300
CM 145			CM 01019080300

- Wooden or Ceramic Top
- 2 Extension of 19 5/8"
- Feet and Frames of the Wooden Structure in BX Finish or LF, except in LF-018.
- When the Table Top is in Ceramic the Extension is always in Ceramic.

RETAIL			
Foot	Table Top		
	BX	CM-S01	CM-S03
BX	5,880	7,560	
LF	6,660	8,220	

851236

### Extension Top Dining Table



**W:86 5/8" H:30 3/8" D:39 3/8"**

kg	m3	vol	eco
BX 133	0.565	3	BX 01019010300
CM 153			CM 01019080310

- Wooden or Ceramic Top
- 2 Extension of 19 5/8"
- Feet and Frames of the Wooden Structure in BX Finish or LF, except in LF-018.
- When the Table Top is in Ceramic the Extension is always in Ceramic.

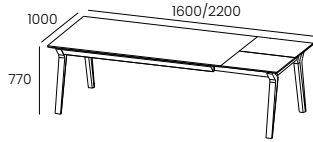
RETAIL			
Foot	Table Top		
	BX	CM-S01	CM-S03
BX	6,060	-	7,860
LF	6,840	-	8,580

# WEMBLEY

## Extension Dining Table

**851241**

### Extension Top Dining Table



- Wooden or Ceramic Top
- 1 Extension of 23 5/8"
- Feet and Frames of the Wooden Structure in BX Finish and/or LF, except in LF-018.
- When the Table Top is in Ceramic the Extension is always in Ceramic.

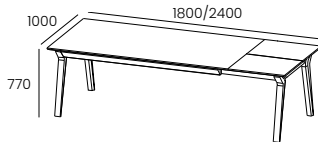
**W:63" H:30 3/8" D:39 3/8"**

kg	m3	vol	eco
BX 103	0.451	3	BX 01019010300
CM 116			CM 01019080300

RETAIL			
Foot	Table Top		
	BX	CM-S01	CM-S03
BX	4,500	5,760	
LF	5,160	6,420	

**851238**

### Extension Top Dining Table



- Wooden or Ceramic Top
- 1 Extension of 23 5/8"
- Feet and Frames of the Wooden Structure in BX Finish and/or LF, except in LF-018.
- When the Table Top is in Ceramic the Extension is always in Ceramic.

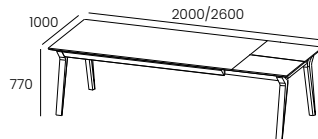
**W:70 7/8" H:30 3/8" D:39 3/8"**

kg	m3	vol	eco
BX 109	0.489	3	BX 01019010300
CM 124			CM 01019080300

RETAIL			
Foot	Table Top		
	BX	CM-S01	CM-S03
BX	4,680	6,000	
LF	5,340	6,720	

**851239**

### Extension Top Dining Table



- Wooden or Ceramic Top
- 1 Extension of 23 5/8"
- Feet and Frames of the Wooden Structure in BX Finish and/or LF, except in LF-018.
- When the Table Top is in Ceramic the Extension is always in Ceramic.

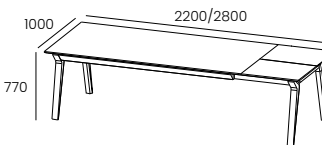
**W:78 3/4" H:30 3/8" D:39 3/8"**

kg	m3	vol	eco
BX 116	0.527	3	BX 01019010300
CM 132			CM 01019080300

RETAIL			
Foot	Table Top		
	BX	CM-S01	CM-S03
BX	4,800	6,300	
LF	5,520	7,020	

**851240**

### Extension Top Dining Table



- Wooden or Ceramic Top
- 1 Extension of 23 5/8"
- Feet and Frames of the Wooden Structure in BX Finish and/or LF, except in LF-018.
- When the Table Top is in Ceramic the Extension is always in Ceramic.

**W:86 5/8" H:30 3/8" D:39 3/8"**

kg	m3	vol	eco
BX 123	0.565	3	BX 01019010300
CM 140			CM 01019080300

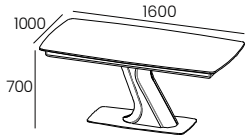
RETAIL			
Foot	Table Top		
	BX	CM-S01	CM-S03
BX	4,980	6,540	
LF	5,700	7,320	

# MIRAGE

## Fixed Dining Table

861233

Fixed Top Dining Table



- Wood or Ceramic Top
- Table Top Frame in LF Finish, except LF-018
- Foot and base in LF and LM or LB Finish

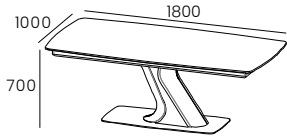
**W:63" H:30 3/8" D:39 3/8"**

kg	m3	vol	eco
BX 162	0.845	3	BX 01019010310
CM 173			CM 01019080310

RETAIL			
Foot	Table Top		
	BX	CM-S01	CM-S03
LM	5,520	7,200	
LB	5,760	7,560	

861230

Fixed Top Dining Table



- Wood or Ceramic Top
- Table Top Frame in LF Finish, except LF-018
- Foot and base in LF and LM or LB Finish

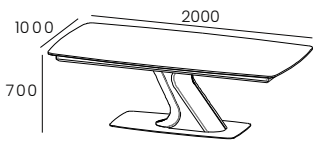
**W:70 7/8" H:30 3/8" D:39 3/8"**

kg	m3	vol	eco
BX 166	0.877	3	BX 01019010310
CM 177			CM 01019080310

RETAIL			
Foot	Table Top		
	BX	CM-S01	CM-S03
LM	5,640	7,560	
LB	5,940	7,920	

861231

Fixed Top Dining Table



- Wood or Ceramic Top
- Table Top Frame in LF Finish, except LF-018
- Foot and base in LF and LM or LB Finish

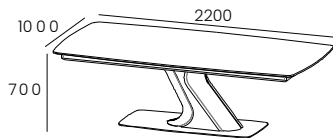
**W:78 3/4" H:30 3/8" D:39 3/8"**

kg	m3	vol	eco
BX 171	0.908	3	BX 01019010310
CM 181			CM 01019080310

RETAIL			
Foot	Table Top		
	BX	CM-S01	CM-S03
LM	5,760	7,860	
LB	6,060	8,280	

861232

Fixed Top Dining Table



- Wood or Ceramic Top
- Table Top Frame in LF Finish, except LF-018
- Foot and base in LF and LM or LB Finish

**W:86 5/8" H:30 3/8" D:39 3/8"**

kg	m3	vol	eco
BX 175	0.94	3	BX 01019010310
CM 185			CM 01019080310

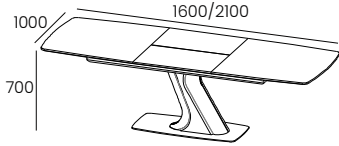
RETAIL			
Foot	Table Top		
	BX	CM-S01	CM-S03
LM	5,940	8,220	
LB	6,240	8,640	

# MIRAGE

## Extension Dining Table

861245

Extension Top Dining Table



**W:63" H:30 3/8" D:39 3/8"**

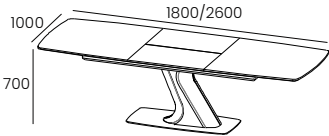
kg	m3	vol	eco
BX 179	0.845	3	BX 01019010310
CM 194			CM 01019080310

- Wood or Ceramic Top
- 1 Extension of 19 5/8"
- Table Top Frame in LF Finish, except LF-018
- leg and base in LF and LM or LB Finish
- When the Table Top is Ceramic, the Extension is always Ceramic

RETAIL			
Foot	Table Top		
	BX	CM-S01	CM-S03
LM	7,980	10,140	
LB	8,400	10,680	

861242

Extension Top Dining Table



**W:70 7/8" H:30 3/8" D:39 3/8"**

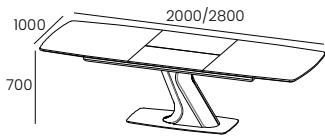
kg	m3	vol	eco
BX 190	0.877	3	BX 01019010310
CM 209			CM 01019080320

- Wood or Ceramic Top
- 1 Extension of 31 1/2"
- Table Top Frame in LF Finish, except LF-018
- Foot and base in LF and LM or LB Finish
- When the Table Top is Ceramic, the Extension is always Ceramic

RETAIL			
Foot	Table Top		
	BX	CM-S01	CM-S03
LM	8,160	10,680	
LB	8,580	11,220	

861243

Extension Top Dining Table



**W:78 3/4" H:30 3/8" D:39 3/8"**

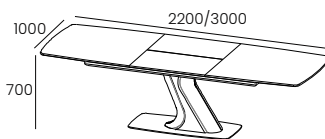
kg	m3	vol	eco
BX 194	0.908	3	BX 01019010310
CM 215			CM 01019010320

- Wood or Ceramic Top
- 1 Extension of 31 1/2"
- Table Top Frame in LF Finish, except LF-018
- Foot and base in LF and LM or LB Finish
- When the Table Top is Ceramic, the Extension is always Ceramic

RETAIL			
Foot	Table Top		
	BX	CM-S01	CM-S03
LM	8,280	10,320	
LB	8,700	10,560	

861244

Extension Top Dining Table



**W:86 5/8" H:30 3/8" D:39 3/8"**

kg	m3	vol	eco
BX 199	0.94	3	BX 01019010310
CM 221			CM 01019080320

- Wood or Ceramic Top
- 1 Extension of 31 1/2"
- Table Top Frame in LF Finish, except LF-018
- Foot and base in LF and LM or LB Finish
- When the Table Top is Ceramic, the Extension is always Ceramic

RETAIL			
Foot	Table Top		
	BX	CM-S01	CM-S03
LM	8,460	11,400	
LB	8,880	11,940	




# PUZZLE

## Fixed Dining Table (39 3/8" D)

141304

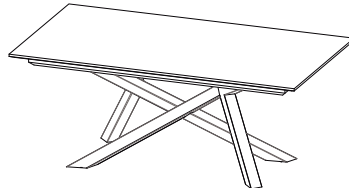
Fixed Top Dining Table

Extension  Format

- 8 v2 

**W:70 7/8" H:30 3/8" D:39 3/8"**

kg m3 vol eco  
 BX 69 0.983 3 BX 01019010290  
 CM 80 CM 01019080290




RETAIL			
Foot	Table Top		
	BX	CM-S01	CM-S03
LF	5,460	6,900	

141305

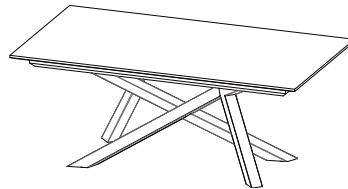
Fixed Top Dining Table

Extension  Format

- 10 v2 

**W:78 3/4" H:30 3/8" D:39 3/8"**

kg m3 vol eco  
 BX 74 1.018 3 BX 01019010290  
 CM 86 CM 01019080290




RETAIL			
Foot	Table Top		
	BX	CM-S01	CM-S03
LF	5,580	7,200	

141306

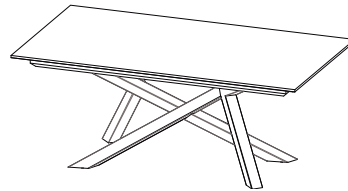
Fixed Top Dining Table

Extension  Format

- 10 v2 

**W:86 5/8" H:30 3/8" D:39 3/8"**

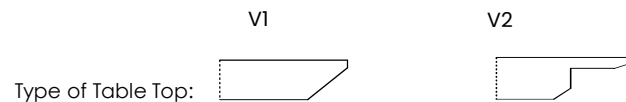
kg m3 vol eco  
 BX 78 1.053 3 BX 01019010290  
 CM 91 CM 01019080290



RETAIL			
Foot	Table Top		
	BX	CM-S01	CM-S03
LF	5,760	7,620	

### Technical Information

- table top in wood fibreboard with veneered oak or ceramic.
- extensions in wood fibreboard with ceramic or veneered
- structure in wood ash
- metal feet
- central opening with sincronize extensions
- extensions with levers
- opening systems with dampers
- leather pull handle to open extensions
- hinges from Pöttker
- extensions with levers
- opening systems with dampers
- leather pull handle to open extensions
- hinges from Pöttker



# PUZZLE

## Fixed Dining Table (43 3/8" D)

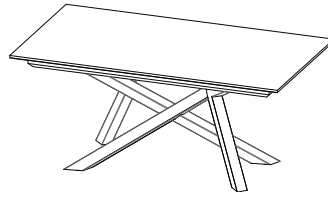
141307

Fixed Top Dining Table

Extension  Format  
- 8 v2

**W:70 7/8" H:30 3/8" D:43 3/8"**

kg m3 vol eco  
BX 74 0.983 3 BX 01019010290  
CM 86 CM 01019080290



RETAIL			
Foot	Table Top		
	BX	CM-S01	CM-S03
LF	5,640	-	7,020

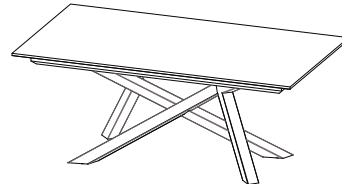
141308

Fixed Top Dining Table

Extension  Format  
- 10 v2

**W:78 3/4" H:30 3/8" D:43 3/8"**

kg m3 vol eco  
BX 79 1.018 3 BX 01019010290  
CM 92 CM 01019080290



RETAIL			
Foot	Table Top		
	BX	CM-S01	CM-S03
LF	5,760	-	7,380

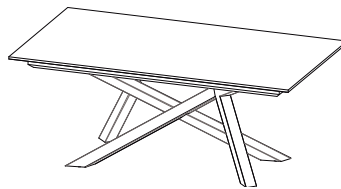
141309

Fixed Top Dining Table

Extension  Format  
- 10 v2

**W:86 5/8" H:30 3/8" D:43 3/8"**

kg m3 vol eco  
BX 83 1.053 3 BX 01019010290  
CM 98 CM 01019080290

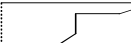


RETAIL			
Foot	Table Top		
	BX	CM-S01	CM-S03
LF	5,940	-	7,800

### Technical Information

- table top in wood fibreboard with veneered oak or ceramic.
- extensions in wood fibreboard with ceramic or veneered
- structure in wood ash
- metal feet
- central opening with sincronize extensions
- extensions with levers
- opening systems with dampers
- leather pull handle to open extensions
- hinges from Pöttker
- extensions with levers
- opening systems with dampers
- leather pull handle to open extensions
- hinges from Pöttker

Type of Table Top:  V1

 V2


# PUZZLE

## Fixed Dining Table (39 3/8" D)

141354

Fixed Top Dining Table

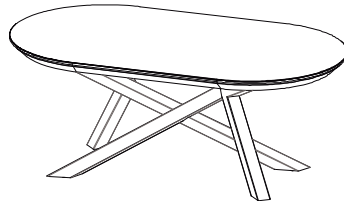
Extension  Format

- 8 

**W:70 7/8" H:30 3/8" D:39 3/8"**

kg m3 vol eco

CM 109 0.983 3 CM 01019080300




RETAIL			
Foot	Table Top		
	BX	CM-S01	CM-S03
LF	-	7,740	

141355

Fixed Top Dining Table

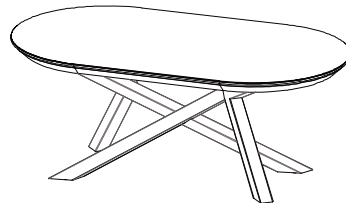
Extension  Format

- 10 

**W:78 3/4" H:30 3/8" D:39 3/8"**

kg m3 vol eco

CM 118 1.018 3 CM 01019080300




RETAIL			
Foot	Table Top		
	BX	CM-S01	CM-S03
LF	-	8,280	

141356

Fixed Top Dining Table

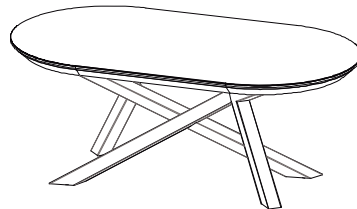
Extension  Format

- 10 

**W:86 5/8" H:30 3/8" D:39 3/8"**

kg m3 vol eco

CM 127 1.053 3 CM 01019080300



RETAIL			
Foot	Table Top		
	BX	CM-S01	CM-S03
LF	-	8,640	

### Technical Information

- table top in wood fibreboard with veneered oak or ceramic.
- extensions in wood fibreboard with ceramic or veneered
- structure in wood ash
- metal feet
- central opening with sincronize extensions
- extensions with levers
- opening systems with dampers
- leather pull handle to open extensions
- hinges from Pöttker
- extensions with levers
- opening systems with dampers
- leather pull handle to open extensions
- hinges from Pöttker

Type of Table Top:  


# PUZZLE

## Fixed Dining Table (43 3/8" D)

141360

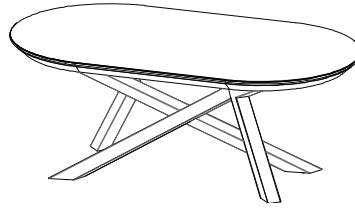
Fixed Top Dining Table

Extension  Format

- 8 VI 

**W:70 7/8" H:30 3/8" D:43 3/8"**

kg m3 vol eco  
CM 114 1.014 3 CM 01019080300




RETAIL			
Foot	Table Top		
	BX	CM-S01	CM-S03
LF	-	-	7,980

141361

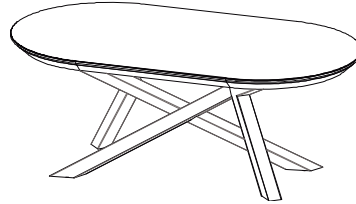
Fixed Top Dining Table

Extension  Format

- 10 VI 

**W:78 3/4" H:30 3/8" D:43 3/8"**

kg m3 vol eco  
CM 124 1.052 3 CM 01019080300




RETAIL			
Foot	Table Top		
	BX	CM-S01	CM-S03
LF	-	-	8,340

141362

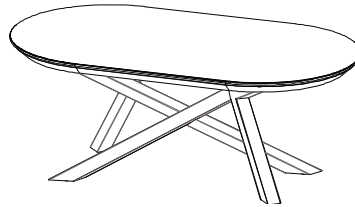
Fixed Top Dining Table

Extension  Format

- 10 VI 

**W:86 5/8" H:30 3/8" D:43 3/8"**

kg m3 vol eco  
CM 145 1.014 3 CM 01019080300




RETAIL			
Foot	Table Top		
	BX	CM-S01	CM-S03
LF	-	-	8,700

141313

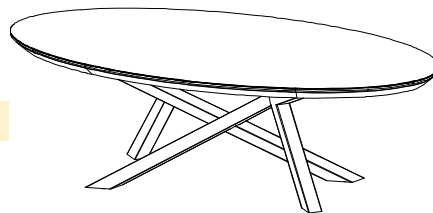
Fixed Top Dining Table

Extension  Format

- 12 VI 

**W:86 5/8" H:30 3/8" D:43 3/8"**

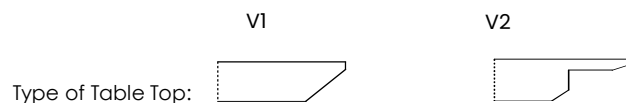
kg m3 vol eco  
CM 100 1.091 3 CM 01019080300



RETAIL			
Foot	Table Top		
	BX	CM-S01	CM-S03
LF	-	-	8,460

### Technical Information

- table top in wood fibreboard with veneered oak or ceramic.
- extensions in wood fibreboard with ceramic or veneered
- structure in wood ash
- metal feet
- central opening with sincronize extensions
- extensions with levers
- opening systems with dampers
- leather pull handle to open extensions
- hinges from Pöttker
- extensions with levers
- opening systems with dampers
- leather pull handle to open extensions
- hinges from Pöttker



# PUZZLE

## Extension Dining Table (39 3/8" D)

141303

Extension Top Dining Table

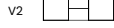
Extension



Format

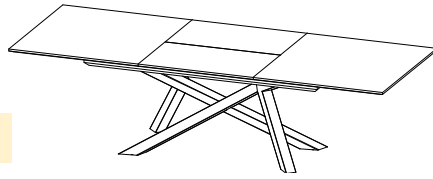
1 x 31 1/2"

10



**W:70 7/8" H:30 3/8" D:39 3/8"**

kg	m3	vol	eco
BX 94	0.983	3	BX 01019010290
CM 110			CM 01019080300



RETAIL			
Foot	Table Top		
	BX	CM-S01	CM-S03
LF	8,460	10,500	

141302

Extension Top Dining Table


Extension



Format

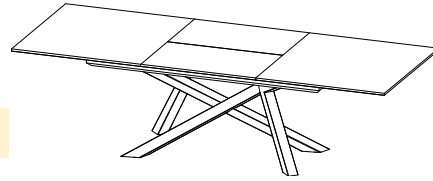
1 x 31 1/2"

12



**W:78 3/4" H:30 3/8" D:39 3/8"**

kg	m3	vol	eco
BX 98	1.018	3	BX 01019010290
CM 115			CM 01019080300



RETAIL			
Foot	Table Top		
	BX	CM-S01	CM-S03
LF	8,580	10,800	

141301

Extension Top Dining Table

aumento  
allonge  
Extension



Format

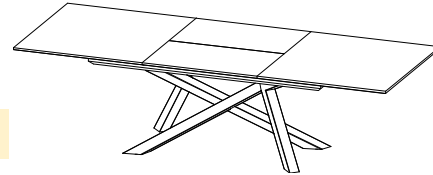
1 x 31 1/2"

12



**W:86 5/8" H:30 3/8" D:39 3/8"**

kg	m3	vol	eco
BX 103	1.053	3	BX 01019010300
CM 121			CM 01019080300

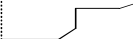


RETAIL			
Foot	Table Top		
	BX	CM-S01	CM-S03
LF	8,700	11,280	

### Technical Information

- table top in wood fibreboard with veneered oak or ceramic.
- extensions in wood fibreboard with ceramic or veneered
- structure in wood ash
- metal feet
- central opening with sincronize extensions
- extensions with levers
- opening systems with dampers
- leather pull handle to open extensions
- hinges from Pöttker
- extensions with levers
- opening systems with dampers
- leather pull handle to open extensions
- hinges from Pöttker

Type of Table Top:  V1

 V2

# PUZZLE

## Extension Dining Table (43 3/8" D)

141310

Extension Top Dining Table

Extension



Format

1 x 31 1/2"

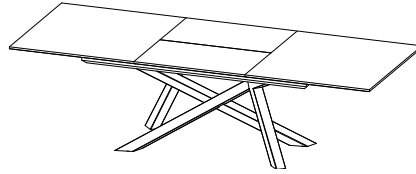
10



**W:70 7/8" H:30 3/8" D:43 3/8"**

kg m3 vol eco

BX 100 CM 117 0.983 3 BX 01019010300 CM 01019080300



RETAIL			
Foot	Table Top		
	BX	CM-S01	CM-S03
LF	8,700	-	10,680

141311

Extension Top Dining Table

Extension



Format

1 x 31 1/2"

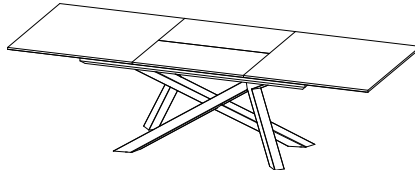
12



**W:78 1/4" H:30 3/8" D:43 3/8"**

kg m3 vol eco

BX 105 CM 123 1.018 3 BX 01019010300 CM 01019080300



RETAIL			
Foot	Table Top		
	BX	CM-S01	CM-S03
LF	8,820	-	11,040

141312

Extension Top Dining Table

Extension



Format

1 x 31 1/2"

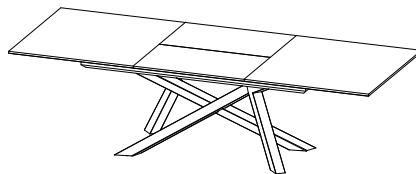
12



**W:86 5/8" H:30 3/8" D:43 3/8"**

kg m3 vol eco

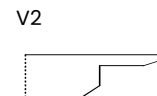
BX 110 CM 130 1.053 3 BX 01019010300 CM 01019080300



RETAIL			
Foot	Table Top		
	BX	CM-S01	CM-S03
LF	9,000	-	11,520

### Technical Information

- table top in wood fibreboard with veneered oak or ceramic.
- extensions in wood fibreboard with ceramic or veneered
- structure in wood ash
- metal feet
- central opening with sincronize extensions
- extensions with levers
- opening systems with dampers
- leather pull handle to open extensions
- hinges from Pöttker
- extensions with levers
- opening systems with dampers
- leather pull handle to open extensions
- hinges from Pöttker



# PUZZLE

## Extension Dining Table (39 3/8" D)

141357

Extension Top Dining Table

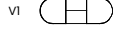
Extension



Format

1 x 31 1/2"

10



**W:70 7/8" H:30 3/8" D:39 3/8"**

kg

m3

vol

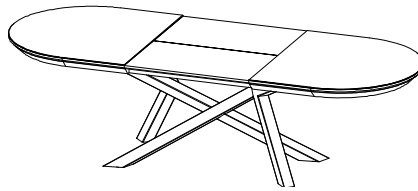
eco

CM 139

0.983

3

CM 01019080300



RETAIL			
Foot	Table Top		
	BX	CM-S01	CM-S03
LF	-	11,760	

141358

Extension Top Dining Table

Extension



Format

1 x 31 1/2"

12



**W:78 3/4" H:30 3/8" D:39 3/8"**

kg

m3

vol

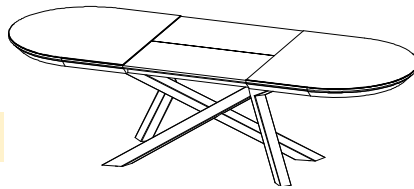
eco

CM 148

1.018

3

CM 01019080300



RETAIL			
Foot	Table Top		
	BX	CM-S01	CM-S03
LF	-	12,240	

141359

Extension Top Dining Table

Extension



Format

1 x 31 1/2"

12



**W:86 5/8" H:30 3/8" D:39 3/8"**

kg

m3

vol

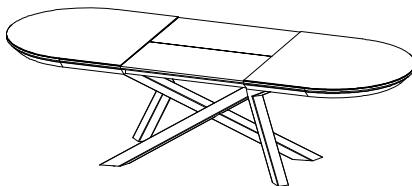
eco

CM 157

1.053

3

CM 01019080310



RETAIL			
Foot	Table Top		
	BX	CM-S01	CM-S03
LF	-	12,660	

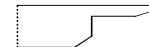
### Technical Information

- table top in wood fibreboard with veneered oak or ceramic.
- extensions in wood fibreboard with ceramic or veneered
- structure in wood ash
- metal feet
- central opening with sincronize extensions
- extensions with levers
- opening systems with dampers
- leather pull handle to open extensions
- hinges from Pöttker
- extensions with levers
- opening systems with dampers
- leather pull handle to open extensions
- hinges from Pöttker

V1

V2

Type of Table Top:




# PUZZLE

## Extension Dining Table (43 3/8" D)

141363

Extension Top Dining Table

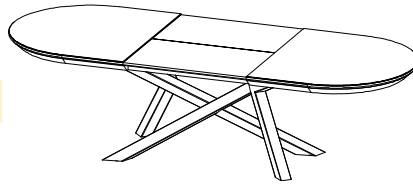
Extension  Format

1 x 31 1/2" 10 

**W:70 7/8" H:30 3/8" D:43 3/8"**

kg m3 vol eco

CM 145 1.014 3 CM 01019080300




RETAIL			
Foot	Table Top		
	BX	CM-S01	CM-S03
LF	-	-	11,940

141364

Extension Top Dining Table

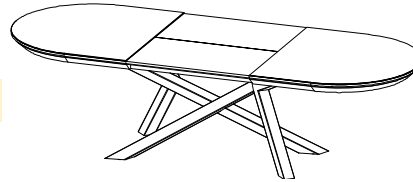
Extension  Format

1 x 31 1/2" 12 

**W:78 3/4" H:30 3/8" D:43 3/8"**

kg m3 vol eco

CM 155 1.052 3 CM 01019080310




RETAIL			
Foot	Table Top		
	BX	CM-S01	CM-S03
LF	-	-	12,420

141365

Extension Top Dining Table

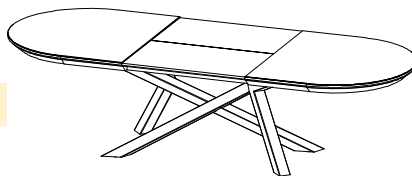
Extension  Format

1 x 31 1/2" 12 

**W:86 5/8" H:30 3/8" D:43 3/8"**

kg m3 vol eco

CM 165 1.091 3 CM 01019080310




RETAIL			
Foot	Table Top		
	BX	CM-S01	CM-S03
LF	-	-	12,840

141314

Extension Top Dining Table

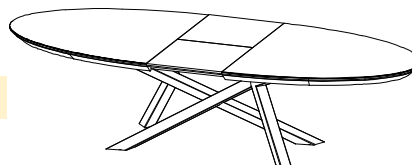
Extension  Format

1 x 31 1/2" 14 

**W:78 3/4" H:30 3/8" D:43 3/8"**

kg m3 vol eco

CM 125 1.091 3 CM 01019080300



RETAIL			
Foot	Table Top		
	BX	CM-S01	CM-S03
LF	-	-	12,840

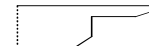

### Technical Information

- table top in wood fibreboard with veneered oak or ceramic.
- extensions in wood fibreboard with ceramic or veneered
- structure in wood ash
- metal feet
- central opening with sincronize extensions
- extensions with levers
- opening systems with dampers
- leather pull handle to open extensions
- hinges from Pöttker
- extensions with levers
- opening systems with dampers
- leather pull handle to open extensions
- hinges from Pöttker

VI

V2

Type of Table Top:






# PUZZLE

## Extension Dining Table (39 3/8" D)

141315

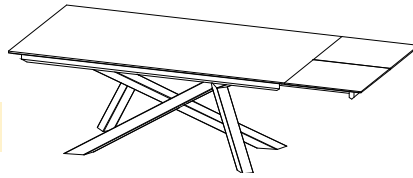
Extension Top Dining Table

Extension  Format

1 x 19 5/8" 10 v2 

**W:70 7/8" H:30 3/8" D:39 3/8"**

kg m3 vol eco  
 BX 93 0.983 3 BX 01019010290  
 CM 107 01019080300




RETAIL			
Foot	Table Top		
	BX	CM-S01	CM-S03
LF	6,840	8,220	

141316

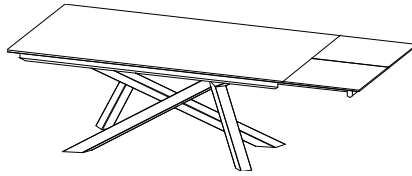
Extension Top Dining Table

Extension  Format

1 x 19 5/8" 10 v2 

**W:78 3/4" H:30 3/8" D:39 3/8"**

kg m3 vol eco  
 BX 98 1.018 3 BX 01019010290  
 CM 113 01019080300




RETAIL			
Foot	Table Top		
	BX	CM-S01	CM-S03
LF	7,020	8,520	

141317

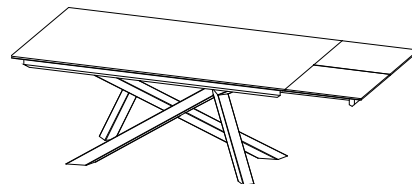
Extension Top Dining Table

Extension  Format

1 x 19 5/8" 12 v2 

**W:86 5/8" H:30 3/8" D:39 3/8"**

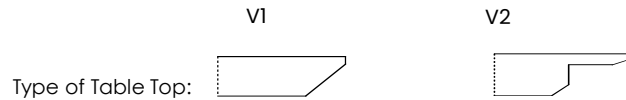
kg m3 vol eco  
 BX 103 1.053 3 BX 01019010300  
 CM 119 01019080300



RETAIL			
Foot	Table Top		
	BX	CM-S01	CM-S03
LF	7,140	8,760	

### Technical Information

- table top in wood fibreboard with veneered oak or ceramic.
- extensions in wood fibreboard with ceramic or veneered
- structure in wood ash
- metal feet
- central opening with sincronize extensions
- extensions with levers
- opening systems with dampers
- leather pull handle to open extensions
- hinges from Pöttker
- extensions with levers
- opening systems with dampers
- leather pull handle to open extensions
- hinges from Pöttker




# PUZZLE

## Extension Dining Table (39 3/8" D)

141318

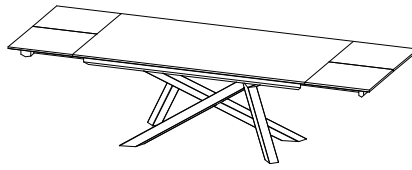
Extension Top Dining Table

Extension  Format

2 x 19 5/8" 12 

**W:70 7/8" H:30 3/8" D:39 3/8"**

kg m3 vol eco  
 BX 107 CM 140 0.983 3 BX 01019010300 CM 01019080300




RETAIL			
Foot	Table Top		
	BX	CM-S01	CM-S03
LF	8,280	10,140	

141319

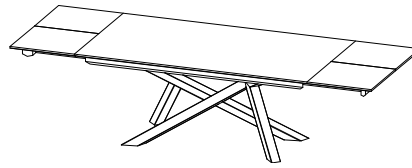
Extension Top Dining Table

Extension  Format

2 x 19 5/8" 12 

**W:78 3/4" H:30 3/8" D:39 3/8"**

kg m3 vol eco  
 BX 112 CM 148 1.018 3 BX 01019010300 CM 01019080300




RETAIL			
Foot	Table Top		
	BX	CM-S01	CM-S03
LF	8,400	10,380	

141320

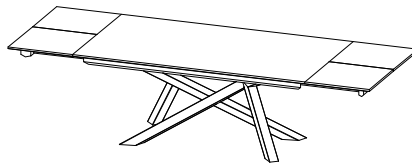
Extension Top Dining Table

Extension  Format

2 x 19 5/8" 14 

**W:86 5/8" H:30 3/8" D:39 3/8"**

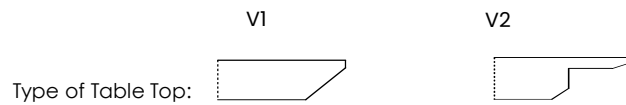
kg m3 vol eco  
 BX 117 CM 155 1.053 3 BX 01019010310 CM 01019080300



RETAIL			
Foot	Table Top		
	BX	CM-S01	CM-S03
LF	8,760	10,680	

### Technical Information

- table top in wood fibreboard with veneered oak or ceramic.
- extensions in wood fibreboard with ceramic or veneered
- structure in wood ash
- metal feet
- central opening with sincronize extensions
- extensions with levers
- opening systems with dampers
- leather pull handle to open extensions
- hinges from Pöttker
- extensions with levers
- opening systems with dampers
- leather pull handle to open extensions
- hinges from Pöttker



# PUZZLE

## Fixed Dining Table

631911

Extension  Format 

**DIA:47 1/4" H:30 3/8"**

kg m3 vol eco  
 BX 68 CM 75 0.616 3 BX 01019010290 CM 01019080290

Fixed Top Dining Table



RETAIL			
Foot	Table Top		
	BX	CM-S02	CM-S03
LF	3,960	4,800	


631917

Extension  Format 

**DIA:51 1/4" H:30 3/8"**

kg m3 vol eco  
 BX 76 CM 84 0.644 3 BX 01019010290 CM 01019080290

Fixed Top Dining Table



RETAIL			
Foot	Table Top		
	BX	CM-S02	CM-S03
LF	4,140	-	6,180


631918

Extension  Format 

**DIA:55 1/8" H:30 3/8"**

kg m3 vol eco  
 BX 81 CM 90 0.674 3 BX 01019010290 CM 01019080290

Fixed Top Dining Table



RETAIL			
Foot	Table Top		
	BX	CM-S02	CM-S03
LF	4,500	-	6,600

### Technical Information


- table top in wood fibreboard with veneered oak or ceramic.
- extensions in wood fibreboard with ceramic or veneered
- structure in wood ash
- metal feet
- central opening with sincronize extensions
- extensions with levers
- opening systems with dampers
- leather pull handle to open extensions
- hinges from Pöttker

Type of Table Top: VI 

# PUZZLE

## Fixed Dining Table

631913

Extension  Format  
- 6 VI 

**W:47 1/4" H:30 3/8" D:47 1/4"**

kg m3 vol eco

BX 68 0.644 3 BX 01019010290  
CM 77 CM 01019080290

Fixed Top Dining Table



RETAIL			
Foot	Table Top		
	BX	CM-S02	CM-S03
LF	3,840	4,980	

631914

Extension  Format  
- 8 VI 

**W:51 1/4" H:30 3/8" D:51 1/4"**

kg m3 vol eco

BX 73 0.678 3 BX 01019010290  
CM 84 CM 01019080290

Fixed Top Dining Table



RETAIL			
Foot	Table Top		
	BX	CM-S02	CM-S03
LF	4,020	-	6,600

631921

Extension  Format  
- 10 VI 

**W:55 1/8" H:30 3/8" D:55 1/8"**

kg m3 vol eco

BX 80 0.715 3 BX 01019010290  
CM 93 CM 01019080290


Fixed Top Dining Table



RETAIL			
Foot	Table Top		
	BX	CM-S02	CM-S03
LF	4,500	-	6,720

### Technical Information

- table top in wood fibreboard with veneered oak or ceramic.
- extensions in wood fibreboard with ceramic or veneered
- structure in wood ash
- metal feet
- central opening with sincronize extensions
- extensions with levers
- opening systems with dampers
- leather pull handle to open extensions
- hinges from Pöttker


Type of Table Top: VI 

# PUZZLE

## Extension Dining Table

631912


Extension  Format

1 x 19 5/8" 10 

**W:47 1/4" H:30 3/8" D:47 1/4"**

kg m3 vol eco  
 BX 84 CM 95 0.616 3 BX 01019010290  
 CM 01019080300


Extension Top Dining Table



RETAIL			
Foot	Table Top		
	BX	CM-S02	CM-S03
LF	6,720	8,220	

631919


Extension  Format

1 x 19 5/8" 10 

**W:51 1/4" H:30 3/8" D:51 1/4"**

kg m3 vol eco  
 BX 93 CM 105 0.644 3 BX 01019010290  
 CM 01019080300


Extension Top Dining Table



RETAIL			
Foot	Table Top		
	BX	CM-S02	CM-S03
LF	7,020	-	8,700

631920

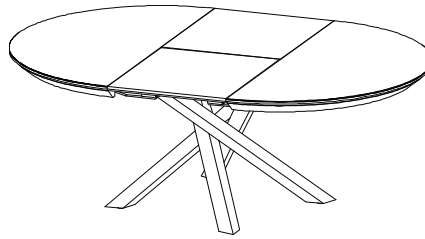
Extension  Format

1 x 19 5/8" 10 

**W:55 1/8" H:30 3/8" D:55 1/8"**

kg m3 vol eco  
 BX 98 CM 112 0.674 3 BX 01019010290  
 CM 01019080300


Extension Top Dining Table



RETAIL			
Foot	Table Top		
	BX	CM-S02	CM-S03
LF	7,680	-	9,360

### Technical Information

- table top in wood fibreboard with veneered oak or ceramic.
- extensions in wood fibreboard with ceramic or veneered
- structure in wood ash
- metal feet
- central opening with sincronize extensions
- extensions with levers
- opening systems with dampers
- leather pull handle to open extensions
- hinges from Pöttker


Type of Table Top: VI 

# PUZZLE

## Extension Dining Table

631915


Extension  Format

1 x 19 5/8" 8 

**W:47 1/4" H:30 3/8" D:47 1/4"**

kg m3 vol eco  
 BX 83 CM 95 0.644 3 BX 01019010290 CM 01019080300


Extension Top Dining Table



RETAIL			
Foot	Table Top		
	BX	CM-S02	CM-S03
LF	6,540	8,520	

631916


Extension  Format

1 x 19 5/8" 10 

**W:51 1/4" H:30 3/8" D:51 1/4"**

kg m3 vol eco  
 BX 89 CM 103 0.678 3 BX 01019010290 CM 01019080300


Extension Top Dining Table



RETAIL			
Foot	Table Top		
	BX	CM-S02	CM-S03
LF	6,900	-	8,700

631922


Extension  Format

1 x 19 5/8" 10 

**W:55 1/8" H:30 3/8" D:55 1/8"**

kg m3 vol eco  
 BX 96 CM 113 0.715 3 BX 01019010290 CM 01019080300

Extension Top Dining Table



RETAIL			
Foot	Table Top		
	BX	CM-S02	CM-S03
LF	7,080	-	9,060

### Technical Information

- table top in wood fibreboard with veneered oak or ceramic.
- extensions in wood fibreboard with ceramic or veneered
- structure in wood ash
- metal feet
- central opening with sincronize extensions
- extensions with levers
- opening systems with dampers
- leather pull handle to open extensions
- hinges from Pöttker

Type of Table Top: VI 


# MOOREA

## Fixed Dining Table (39 3/8" D)

631314


Fixed Top Dining Table

Extension  Format

- 8 v2 

**W:70 7/8" H:30 3/8" D:39 3/8"**

kg m3 vol eco  
 BX 74 0.819 3 BX 01019080290  
 CM 85 0.819 3 CM 01019080290




RETAIL			
Foot	Table Top		
	BX	CM-S01	CM-S03
LF	4,620	6,420	

631315

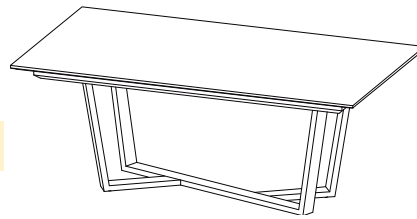
Fixed Top Dining Table

Extension  Format

- 10 v2 

**W:78 3/4" H:30 3/8" D:39 3/8"**

kg m3 vol eco  
 BX 78 0.851 3 BX 01019080290  
 CM 91 0.851 3 CM 01019080290




RETAIL			
Foot	Table Top		
	BX	CM-S01	CM-S03
LF	4,800	6,720	

631316


Fixed Top Dining Table

Extension  Format

- 10 v2 

**W:86 5/8" H:30 3/8" D:39 3/8"**

kg m3 vol eco  
 BX 83 0.882 3 BX 01019080290  
 CM 96 0.882 3 CM 01019080290



RETAIL			
Foot	Table Top		
	BX	CM-S01	CM-S03
LF	4,980	7,020	

### Technical Information

- table top in wood fibreboard with veneered oak or ceramic.
- extensions in wood fibreboard with ceramic or veneered
- structure in wood ash

- metal feet
- central opening with sincronize extensions
- extensions with levers
- opening systems with dampers
- leather pull handle to open extensions
- hinges from Pöttker



# MOOREA

## Fixed Dining Table (43 3/8" D)

631317

Fixed Top Dining Table

Extension




Format

- 8 v2

**W:70 7/8" H:30 3/8" D:43 3/8"**

kg m3 vol eco  
 BX 78 0.847 3 BX 01019080290  
 CM 91 CM 01019080290



RETAIL			
Foot	Table Top		
	BX	CM-S01	CM-S03
LF	4,800	-	6,540

631318

Fixed Top Dining Table

Extension




Format

- 10 v2

**W:78 3/4" H:30 3/8" D:43 3/8"**

kg m3 vol eco  
 BX 83 0.881 3 BX 01019080290  
 CM 97 CM 01019080290



RETAIL			
Foot	Table Top		
	BX	CM-S01	CM-S03
LF	4,980	-	6,960

631319

Fixed Top Dining Table

Extension




Format

- 10 v2

**W:86 5/8" H:30 3/8" D:43 3/8"**

kg m3 vol eco  
 BX 88 0.916 3 BX 01019080290  
 CM 103 CM 01019080290



RETAIL			
Foot	Table Top		
	BX	CM-S01	CM-S03
LF	5,160	-	7,260

### Technical Information

- table top in wood fibreboard with veneered oak or ceramic.
- extensions in wood fibreboard with ceramic or veneered
- structure in wood ash

- metal feet
- central opening with sincronize extensions
- extensions with levers
- opening systems with dampers
- leather pull handle to open extensions
- hinges from Pöttker





# MOOREA

## Fixed Dining Table (39 3/8" D)


631311

Fixed Top Dining Table

Extension  Format  
- 8 v3 

**W:70 7/8" H:30 3/8" D:39 3/8"**

kg m3 vol eco  
BX 75 0.819 3 BX 01019080290  
CM 86 01019080290



RETAIL			
Foot	Table Top		
	BX	CM-S01	CM-S03
LF	4,080	5,700	


631312

Fixed Top Dining Table

Extension  Format  
- 10 v3 

**W:78 3/4" H:30 3/8" D:39 3/8"**

kg m3 vol eco  
BX 79 0.851 3 BX 01019080290  
CM 91 01019080290



RETAIL			
Foot	Table Top		
	BX	CM-S01	CM-S03
LF	4,260	6,060	


631313

Fixed Top Dining Table

Extension  Format  
- 10 v3 

**W:86 5/8" H:30 3/8" D:39 3/8"**

kg m3 vol eco  
BX 83 0.882 3 BX 01019080290  
CM 97 01019080290

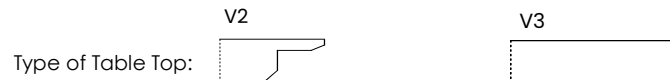


RETAIL			
Foot	Table Top		
	BX	CM-S01	CM-S03
LF	4,620	6,360	

### Technical Information

- table top in wood fibreboard with veneered oak or ceramic.
- extensions in wood fibreboard with ceramic or veneered
- structure in wood ash

- metal feet
- central opening with sincronize extensions
- extensions with levers
- opening systems with dampers
- leather pull handle to open extensions
- hinges from Pöttker



# MOOREA

## Fixed Dining Table (43 3/8" D)

631320

Extension




Format

- 8 V3

**W:70 7/8" H:30 3/8" D:43 3/8"**

kg m3 vol eco  
 BX 81 0.847 3 BX 01019080290  
 CM 97 CM 01019080290

Fixed Top Dining Table



RETAIL			
Foot	Table Top		
	BX	CM-S01	CM-S03
LF	5,280	-	7,020

631321

Extension




Format

- 10 V3

**W:78 3/4" H:30 3/8" D:43 3/8"**

kg m3 vol eco  
 BX 85 0.881 3 BX 01019080290  
 CM 104 CM 01019080290

Fixed Top Dining Table



RETAIL			
Foot	Table Top		
	BX	CM-S01	CM-S03
LF	5,460	-	7,380

631322

Extension




Format

- 10 V3

**W:86 5/8" H:30 3/8" D:43 3/8"**

kg m3 vol eco  
 BX 90 0.916 3 BX 01019080290  
 CM 110 CM 01019080300

Fixed Top Dining Table

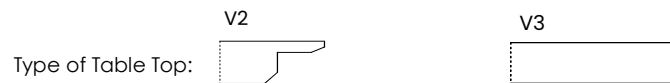


RETAIL			
Foot	Table Top		
	BX	CM-S01	CM-S03
LF	5,580	-	7,620

### Technical Information

- table top in wood fibreboard with veneered oak or ceramic.
- extensions in wood fibreboard with ceramic or veneered
- structure in wood ash

- metal feet
- central opening with sincronize extensions
- extensions with levers
- opening systems with dampers
- leather pull handle to open extensions
- hinges from Pöttker



# MOOREA

## Extension Dining Table (39 3/8" D)

631327

Extension Top Dining Table

Extension



Format

1 x 31 1/2"

10


v2



**W:70 7/8" H:30 3/8" D:39 3/8"**

kg m3 vol eco

BX 95 CM 111 0.819 3 BX 01019080290 CM 01019080300



RETAIL			
Foot	Table Top		
	BX	CM-S01	CM-S03
LF	7,260	9,600	

631328

Extension Top Dining Table

Extension



Format

1 x 31 1/2"

12


v2



**W:78 3/4" H:30 3/8" D:39 3/8"**

kg m3 vol eco

BX 100 CM 117 0.851 3 BX 01019080290 CM 01019080300



RETAIL			
Foot	Table Top		
	BX	CM-S01	CM-S03
LF	7,380	9,960	

631329

Extension Top Dining Table

Extension



Format

1 x 31 1/2"

12

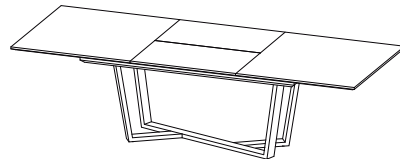
v2



**W:86 5/8" H:30 3/8" D:39 3/8"**

kg m3 vol eco

BX 104 CM 123 0.882 3 BX 01019080290 CM 01019080300

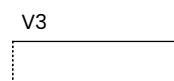
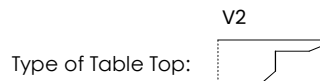


RETAIL			
Foot	Table Top		
	BX	CM-S01	CM-S03
LF	7,500	10,320	

### Technical Information

- table top in wood fibreboard with veneered oak or ceramic.
- extensions in wood fibreboard with ceramic or veneered
- structure in wood ash

- metal feet
- central opening with sincronize extensions
- extensions with levers
- opening systems with dampers
- leather pull handle to open extensions
- hinges from Pöttker




# MOOREA

## Extension Dining Table (43 3/8" D)

631330


Extension Top Dining Table

Extension  Format

1 x 31 1/2" 10 v2 

**W:70 7/8" H:30 3/8" D:43 3/8"**

kg m3 vol eco  
 BX 102 0.847 3 BX 01019080290  
 CM 119 0.847 3 CM 01019080300




RETAIL			
Foot	Table Top		
	BX	CM-S01	CM-S03
LF	7,500	-	9,840

631331


Extension Top Dining Table

Extension  Format

1 x 31 1/2" 12 v2 

**W:78 3/4" H:30 3/8" D:43 3/8"**

kg m3 vol eco  
 BX 107 0.881 3 BX 01019080290  
 CM 126 0.881 3 CM 01019080300




RETAIL			
Foot	Table Top		
	BX	CM-S01	CM-S03
LF	7,680	-	10,200

631332


Extension Top Dining Table

Extension  Format

1 x 31 1/2" 12 v2 

**W:86 5/8" H:30 3/8" D:43 3/8"**

kg m3 vol eco  
 BX 111 0.916 3 BX 01019080300  
 CM 132 0.916 3 CM 01019080300


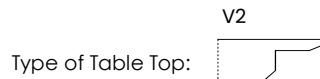


RETAIL			
Foot	Table Top		
	BX	CM-S01	CM-S03
LF	7,860	-	10,560

### Technical Information

- table top in wood fibreboard with veneered oak or ceramic.
- extensions in wood fibreboard with ceramic or veneered
- structure in wood ash

- metal feet
- central opening with sincronize extensions
- extensions with levers
- opening systems with dampers
- leather pull handle to open extensions
- hinges from Pöttker



# MOOREA

## Extension Dining Table (39 3/8" D)

631324

Extension Top Dining Table


Extension



Format

1 x 31 1/2"

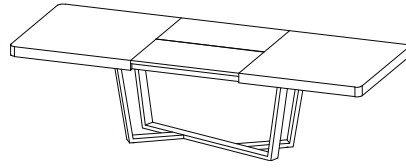
10



**W:70 7/8" H:30 3/8" D:39 3/8"**

kg m3 vol eco

BX 102 0.867 4 BX 01019080290  
CM 118 0.867 4 CM 01019080290



RETAIL			
Foot	Table Top		
	BX	CM-S01	CM-S03
LF	7,140	9,480	

631325

Extension Top Dining Table

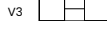
Extension



Format

1 x 31 1/2"

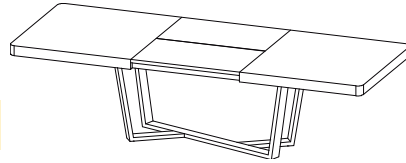
10



**W:78 3/4" H:30 3/8" D:39 3/8"**

kg m3 vol eco

BX 106 0.898 4 BX 01019080290  
CM 124 0.898 4 CM 01019080290



RETAIL			
Foot	Table Top		
	BX	CM-S01	CM-S03
LF	7,260	9,840	

631326

Extension Top Dining Table

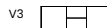
Extension



Format

1 x 31 1/2"


12



**W:86 5/8" H:30 3/8" D:39 3/8"**

kg m3 vol eco

BX 111 0.930 4 BX 01019080300  
CM 129 0.930 4 CM 01019080300

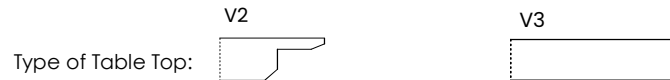


RETAIL			
Foot	Table Top		
	BX	CM-S01	CM-S03
LF	7,440	10,140	

### Technical Information

- table top in wood fibreboard with veneered oak or ceramic.
- extensions in wood fibreboard with ceramic or veneered
- structure in wood ash

- metal feet
- central opening with sincronize extensions
- extensions with levers
- opening systems with dampers
- leather pull handle to open extensions
- hinges from Pöttker



# MOOREA

## Extension Dining Table (43 3/8" D)

631333

Extension Top Dining Table

Extension



Format

1 x 31 1/2"

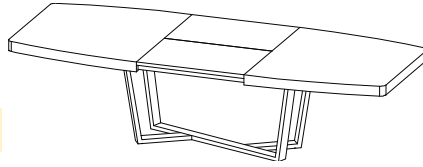
12

V3



**W:70 7/8" H:30 3/8" D:43 3/8"**

kg	m3	vol	eco
BX 102	0.894	4	BX 01019080300
CM 119			CM 01019080300



RETAIL			
Foot	Table Top		
	BX	CM-S01	CM-S03
LF	7,620	-	9,960

631334

Extension Top Dining Table

Extension



Format

1 x 31 1/2"

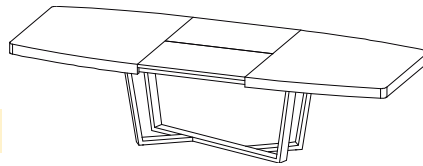
12

V3



**W:78 3/4" H:30 3/8" D:43 3/8"**

kg	m3	vol	eco
BX 107	0.929	4	BX 01019080300
CM 125			CM 01019080300



RETAIL			
Foot	Table Top		
	BX	CM-S01	CM-S03
LF	7,800	-	10,260

631335

Extension Top Dining Table

Extension



Format

1 x 31 1/2"


12

V3



**W:86 5/8" H:30 3/8" D:43 3/8"**

kg	m3	vol	eco
BX 111	0.963	4	BX 01019080300
CM 132			CM 01019080300


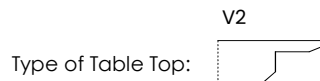


RETAIL			
Foot	Table Top		
	BX	CM-S01	CM-S03
LF	7,980	-	10,560

### Technical Information

- table top in wood fibreboard with veneered oak or ceramic.
- extensions in wood fibreboard with ceramic or veneered
- structure in wood ash

- metal feet
- central opening with sincronize extensions
- extensions with levers
- opening systems with dampers
- leather pull handle to open extensions
- hinges from Pöttker




# SLASH

## Fixed Dining Table

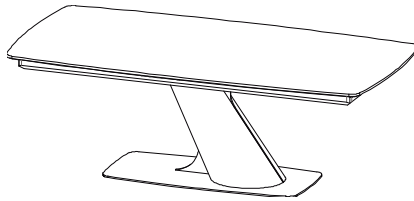
632013

Fixed Top Dining Table

Extension  Format  
- 8 v2 

**W:63" H:30 3/8" D:39 3/8"**

kg m3 vol eco  
BX 158 CM 166 0.700 3 BX 01019010310 CM 01019080310



RETAIL			
Foot	Table Top		
	BX	CM-S01	CM-S03
LF	7,140	7,920	

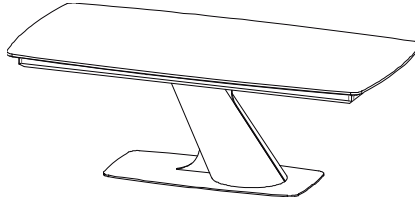
632014

Fixed Top Dining Table

Extension  Format  
- 8 v2 

**W:70 7/8" H:30 3/8" D:39 3/8"**

kg m3 vol eco  
BX 164 CM 176 0.726 3 BX 01019010310 CM 01019080310



RETAIL			
Foot	Table Top		
	BX	CM-S01	CM-S03
LF	7,380	8,220	

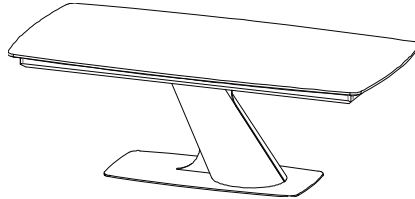
632015

Fixed Top Dining Table

Extension  Format  
- 10 v2 

**W:78 3/4" H:30 3/8" D:39 3/8"**

kg m3 vol eco  
BX 169 CM 181 0.753 3 BX 01019010310 CM 01019080310



RETAIL			
Foot	Table Top		
	BX	CM-S01	CM-S03
LF	7,620	8,520	

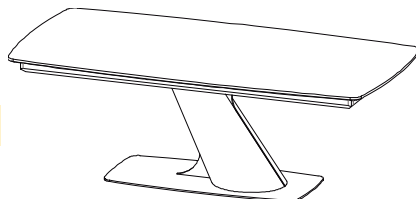
632016

Fixed Top Dining Table

Extension  Format  
- 10 v2 

**W:86 5/8" H:30 3/8" D:39 3/8"**

kg m3 vol eco  
BX 173 CM 189 0.779 3 BX 01019010310 CM 01019080310



RETAIL			
Foot	Table Top		
	BX	CM-S01	CM-S03
LF	7,860	9,600	

### Technical Information

- table top in wood fibreboard with veneered oak or ceramic.
- extensions in wood fibreboard with ceramic or veneered
- structure in wood ash
- metal feet
- central opening with sincronize extensions
- extensions with levers
- opening systems with dampers
- leather pull handle to open extensions

Type of Top: 


# SLASH

## Extension Dining Table

632023


Extension Top Dining Table

Extension  Format

1 X 19 5/8" 10 

**W:63" H:30 3/8" D:39 3/8"**

kg	m3	vol	eco
BX 182	0.700	3	BX 01019010310
CM 198			CM 01019080310




RETAIL			
Foot	Table Top		
	BX	CM-S01	CM-S03
LF	9,360	11,040	

632024


Extension Top Dining Table

Extension  Format

1 X 31 1/2" 10 

**W:70 7/8" H:30 3/8" D:39 3/8"**

kg	m3	vol	eco
BX 190	0.726	3	BX 01019010310
CM 206			CM 01019080310




RETAIL			
Foot	Table Top		
	BX	CM-S01	CM-S03
LF	9,480	11,640	

632025


Extension Top Dining Table

Extension  Format

1 X 31 1/2" 12 

**W:78 3/4" H:30 3/8" D:39 3/8"**

kg	m3	vol	eco
BX 194	0.753	3	BX 01019010310
CM 212			CM 01019080310




RETAIL			
Foot	Table Top		
	BX	CM-S01	CM-S03
LF	9,600	11,940	

632026


Extension Top Dining Table

Extension  Format

1 X 31 1/2" 12 

**W:86 5/8" H:30 3/8" D:39 3/8"**

kg	m3	vol	eco
BX 199	0.779	3	BX 01019010310
CM 217			CM 01019080310



RETAIL			
Foot	Table Top		
	BX	CM-S01	CM-S03
LF	9,720	12,240	

### Technical Information

- table top in wood fibreboard with veneered oak or ceramic.
- extensions in wood fibreboard with ceramic or veneered
- structure in wood ash
- metal feet
- central opening with sincronize extensions
- extensions with levers
- opening systems with dampers
- leather pull handle to open extensions

Type of Top: 

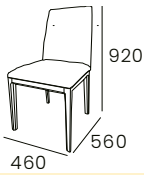


# DINING CHAIRS

# NEWPORT•FIDJI

## Chair

811280



Edge NEWPORT Chair

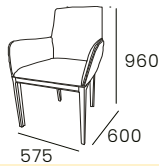
- Seat in Fabric
- Foot always in BX or BX-280 Finishes
- Fabric ref.Ascot +5%

**W:18 1/8" H:36 1/4" D:22"**

kg m3 vol eco  
7x2 (+23) 0,446 1(2un) 09001010010

RETAIL	
Foot	
BX	1,140
BX-280	1,320

811281



Edge NEWPORT Armchair

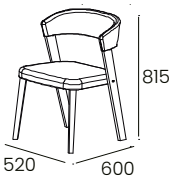
- Seat in Fabric
- Foot always in BX or BX-280 Finishes
- Fabric ref.Ascot +5%

**W:22 5/8" H:37 3/4" D:23 5/8"**

kg m3 vol eco  
10 (+26) 0,482 1 09001010010

RETAIL	
Foot	
BX	1,848
BX-280	2,178

811282



NEWPORT Chair

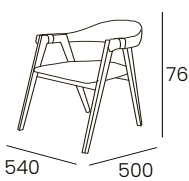
- Seat in Fabric
- Foot always in BX or BX-280 Finishes
- Fabric ref.Ascot +5%

**W:20 1/2" H:32" D:23 5/8"**

kg m3 vol eco  
10 (+24) 0,434 1 09001010010

RETAIL	
Foot	
BX	1,320
BX-280	1,584

811283



NEWPORT Chair 02

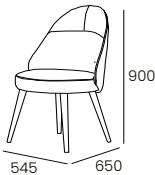
- Seat in Fabric
- Foot always in BX or BX-280 Finishes
- Fabric ref.Ascot +5%

**W:21 1/4" H:30" D:19 5/8"**

kg m3 vol eco  
10 (+24) 0,434 1 09001010010

RETAIL	
Foot	
BX	1,170
BX-280	1,485

881280



FIDJI Chair

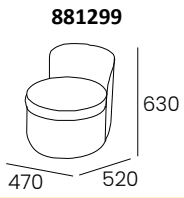
- Fabric Seat
- Foot in LF or BX Finish
- Fabric ref. Ascot +5%

**W:22 5/8" H:37 3/4" D:23 5/8"**

kg m3 vol eco  
8x2 0,36 1(2un) 09001010010

RETAIL	
Foot	
BX or LF	1,140
BX-280	1,320

Chair



FIDJI Chair

- Fabric ref. Ascot +5%
- Castors can be included if needed

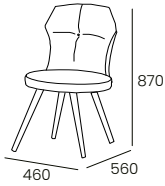
W:18 1/2" H:24 7/8" D:20 1/2"

RETAIL	
Upholstered	
FABRIC	3,000

# SANTANA•TAIGA•WIND•CARAT

## Chair

**841280**



**SANTANA Chair**

- Fabric Seat
- Foot in LF or BX Finish
- Fabric ref. Ascot +5%

**W:18 1/8" H:34 1/4" D:22"**

kg	m3	vol	eco
8x2	0,36	1(2un)	09001010010

RETAIL	
Foot	
BX or LF	1,116

**831280**



**TAIGA Chair**

- Fabric Seat
- Foot in BX or LF Finish
- ascot Fabric +5%

**W:24" H:37 3/4" D:18 1/2"**

kg	m3	vol	eco
8x2	0,36	1(2un)	09001010010

RETAIL	
Foot	
BX or LF	1,116

**711280**



**WIND Chair**

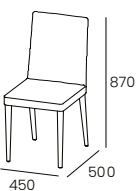
- Fabric Seat
- Wooden Foot in BX or LF Finish
- Fabric ref. Ascot +5%

**W:16 1/2" H:35 7/8" D:17 3/4"**

kg	m3	vol	eco
10x2	0,467	2	09001010010

RETAIL	
Foot	
BX	1,140
LF	1,200

**771280**



**CARAT Chair**

- Completely Upholstered Chair
- Fabric ref. Ascot +5%

**W:17 3/4" H:34 1/4" D:19 5/8"**

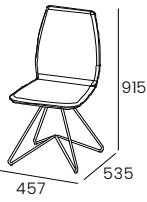
kg	m3	vol	eco
6x2	0,23	2	0900100010

RETAIL	
Fabric or Faux Leather	
	1,020

# IRIS•BRISTOL•WEMBLEY•MIRAGE

## Chair

621280



IRIS Chair

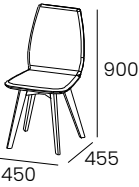
- Fabric Seat
- Foot in LF Finish
- Fabric ref.Ascot +5%

**W:18" H:36" D:21"**

kg	m3	vol	eco
6 x 2	0,300	2	09001010010

RETAIL	
Fabric	
LF	1,260

801280



BRISTOL Chair

- Fabric Seat
- Wooden Foot in BX or LF Finish, except LF-018.
- Fabric ref.Ascot +5%

**W:17 3/4" H:35 1/2" D:18"**

kg	m3	vol	eco
6x2	0,238	2	09001010010

RETAIL	
Fabric	
BX or LF	720

851280



WEMBLEY Chair

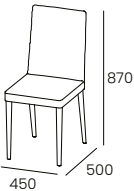
- Fabric Seat
- Wooden Foot in BX or LF Finish, except LF-018.
- Fabric ascot +5%

**W:17 3/4" H:35 1/2" D:21 5/8"**

kg	m3	vol	eco
6x2	0,23	2	09001010010

RETAIL	
Foot	
BX or LF	828

861280



MIRAGE Chair

- Completely Upholstered Chair
- ascot Fabric +5%

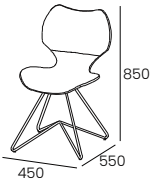
**W:17 3/4" H:34 1/2" D:19 5/8"**

kg	m3	vol	eco
6x2	0,23	2	0900100010

RETAIL	
Fabric or Faux Leather	
1,020	

Chair

639919



PRADO Chair

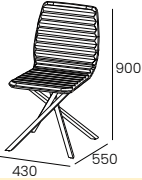
- Fabric Seat
- Foot in LF Finish, except LF-018.
- Fabric ascot +5%

**W:17 3/4" H:33 1/2" D:21 5/8"**

kg	m3	vol	eco
7 X 2	0.380	2	09001010010

RETAIL	
Foot	
LF	960

639917



PUZZLE Chair

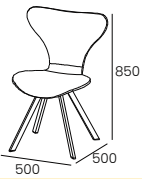
- Fabric Seat
- Foot in LF Finish, except LF-018.

**W:17" H:35 1/2" D:21 5/8"**

kg	m3	vol	eco
9 X 2	0.380	2	09001010010

RETAIL	
Foot	
LF	960

639912



RIO Chair

- Fabric Seat
- Foot in LF Finish, except LF-018.
- Fabric ascot +5%

**W:19 5/8" H:33 1/2" D:19 5/8"**

kg	m3	vol	eco
6 X 2	0.380	2	09001010010

RETAIL	
Foot	
LF	900

639913



SERRA Chair

- Fabric Seat
- Foot in LF Finish, except LF-018.
- Fabric ascot +5%

**W:18 1/8" H:35 1/2" D:21 5/8"**

kg	m3	vol	eco
6 X 2	0.380	2	09001010010

RETAIL	
Foot	
LF	900

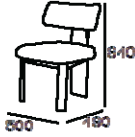
**Technical Information**

- feet in metal;
- seat and backrest in fabric;
- the density of the polyester foam is 30 kg/m3;

Chair

961280

KYOTO Chair



- Fabric Seat
- Foot BX Finish, with Metal Accent in Polished Chrome or Brass
- Fabric ascot +5%

W:19 5/8" H:33" D:18 7/8"

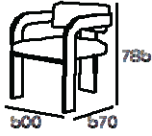
kg m3 vol eco

RETAIL	
Foot	
BX	1,335

DEDUCTION FOR METAL ACCENT REMOVAL	-75
------------------------------------	-----

961281

KYOTO Arm Chair



- Fabric Seat
- Foot BX Finish, with Metal Accent in Polished Chrome or Brass
- Fabric ascot +5%

W:19 5/8" H:35 1/2" D:21 5/8"

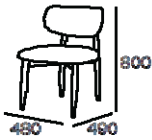
kg m3 vol eco

RETAIL	
Foot	
BX	1,710

DEDUCTION FOR METAL ACCENT REMOVAL	-75
------------------------------------	-----

961282

AIKRA Chair



- Fabric Seat
- Foot BX Finish
- Optional Metal Sabot (see upcharge)
- Fabric ascot +5%

W:18 7/8" H:31 1/2" D:19 1/4"

kg m3 vol eco

6 X 2 0.380 2 09001010010

RETAIL	
Foot	
BX	1,320

UPCHARGE FOR METAL SABOTS	144
---------------------------	-----

# UPHOLSTERY



# MODULES

821101

Fidji Arm Chair

Dimensions

Format

**W** 36 1/4"


**H** 26 3/8"

**D** 31 1/2"



mt3

5.00



RETAIL				
Foot	Fabric			
	TC-S01	TC-S02	TC-S03	TC-S04
LF	4,740	5,040	5,340	5,820

821102

Armless Chair

Dimensions

Format

**W** 35 1/2"

**H** 36 1/4"

**D** 35 1/2"

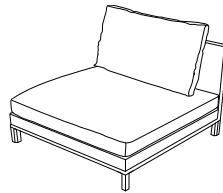


mt1

mt2

1.20

2.20



RETAIL				
Foot	Fabric			
	TC-S01	TC-S02	TC-S03	TC-S04
BX	3,720	4,020	4,080	4,200
BX-280	4,020	4,200	4,380	4,500

821103

Arm Chair

Dimensions

Format

**W** 35 1/2"

**H** 36 1/4"

**D** 35 1/2"




mt1

mt2

3.00

2.20



RETAIL				
Foot	Fabric			
	TC-S01	TC-S02	TC-S03	TC-S04
BX	4,560	4,860	5,100	5,460
BX-280	4,860	5,160	5,400	5,760

821104

Armless Loveseat

Dimensions

Format

**W** 70 7/8"

**H** 36 1/4"

**D** 35 1/2"




mt1

mt2

2.40

4.40



RETAIL				
Foot	Fabric			
	TC-S01	TC-S02	TC-S03	TC-S04
BX	6,900	7,200	7,500	7,860
BX-280	7,200	7,440	7,740	8,100

# MODULES

821105

Loveseat

Dimensions

Format

W 70 7/8"

H 36 1/4"


D 35 1/2"

mt1

mt2

4.40

5.60



RETAIL				
Foot	Fabric			
	TC-S01	TC-S02	TC-S03	TC-S04
BX	7,740	8,220	8,760	9,060
BX-280	8,100	8,520	9,000	9,660

821106

Armless Chaise

Dimensions

Format

W 35 1/2"

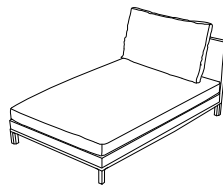
H 36 1/4"

D 51 1/4"

mt1

mt2

1.20



RETAIL				
Foot	Fabric			
	TC-S01	TC-S02	TC-S03	TC-S04
BX	4,200	4,440	4,680	5,040
BX-280	4,560	4,800	5,040	5,400

821108

Left Side Corner

Dimensions

Format

W 35 1/2"

H 36 1/4"


D 35 1/2"

mt1

mt2

2.20

2.80



RETAIL				
Foot	Fabric			
	TC-S01	TC-S02	TC-S03	TC-S04
BX	4,260	4,560	4,860	5,100
BX-280	4,560	4,860	5,100	5,400

821109

Right Side Corner

Dimensions

Format

W 35 1/2"

H 36 1/4"

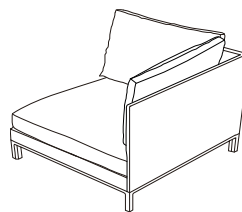
D 35 1/2"

mt1

mt2

2.20

2.80



RETAIL				
Foot	Fabric			
	TC-S01	TC-S02	TC-S03	TC-S04
BX	4,260	4,560	4,860	5,100
BX-280	4,560	4,860	5,100	5,400

# MODULES

**821115**

Dimensions

Format

**W** 35 1/2"

**H** 36 1/4"


**D** 35 1/2"

mt1

mt2

2.00

2.20



RETAIL				
Foot	Fabric			
	TC-S01	TC-S02	TC-S03	TC-S04
BX	4,260	4,560	4,860	5,100
BX-280	4,560	4,860	5,100	5,400

**821100**

**Ottoman**

Dimensions

Format

**W** 35 1/2"

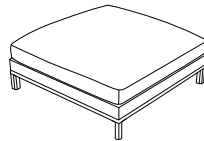
**H** 16 1/8"

**D** 35 1/2"



mt2

1.80



RETAIL				
Foot	Fabric			
	TC-S01	TC-S02	TC-S03	TC-S04
BX	2,520	2,580	2,700	2,880
BX-280	2,820	2,880	3,000	3,180

**821112**

**Ottoman**

Dimensions

Format

**W** 19 5/8"


**H** 19 5/8"

**D** 19 5/8"



mt2

0.80



RETAIL				
Foot	Fabric			
	TC-S01	TC-S02	TC-S03	TC-S04
BX-280	1,860	1,920	1,980	2,040

**821114**

**Ottoman**

Dimensions

Format

**W** 19 5/8"

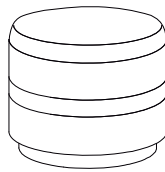
**H** 19 5/8"

**D** 19 5/8"



mt2

1.20



RETAIL		
Fabric		
TC-S02	TC-S03	TC-S04
1,740	1,800	1,860

# MODULES

821113

Bench

Dimensions

Format

W 47 1/4"

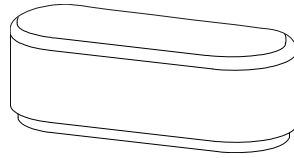
H 19 5/8"

D 19 5/8"



mt2

1.40



RETAIL				
Foot	Fabric			
	TC-S01	TC-S02	TC-S03	TC-S04
BX-280	3,180	3,300	3,360	3,420

821110

Ottoman

Dimensions

Format

W 25 5/8"

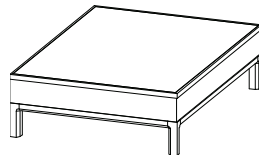
H 10 1/4"

D 34 1/4"



mt2

0.60



RETAIL				
Foot	Fabric			
	TC-S01	TC-S02	TC-S03	TC-S04
BX	3,000	3,120	3,180	3,240
BX-280	3,300	3,420	3,480	3,540

821111

Ottoman w/ Drawer

Dimensions

Format

W 25 5/8"

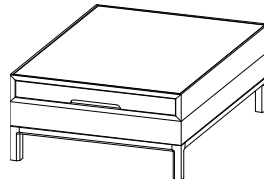
H 13 3/4"

D 34 1/4"



mt2

0.60



RETAIL				
Foot	Fabric			
	TC-S01	TC-S02	TC-S03	TC-S04
BX	3,960	4,020	4,080	4,140
BX-280	4,260	4,320	4,380	4,440

821190

Lumbar Pillow

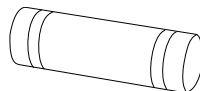

Dimensions

Format

W 19 5/8"

H 6 1/4"

D 6 1/4"



RETAIL		
Fabric		
TC-S02	TC-S03	TC-S04
240	300	300

### Technical Information

- MDF standard structure
- seat with 42KG HR foam
- back filling conforel T5
- foot in oak or solid walnut

### Fabric Application Rules

- **mt1** (arm and exterior back)
- **mt2** (base, seat and interior back)
- **mt3** (module total metrage)
- metrage/values only provide option for two fabrics

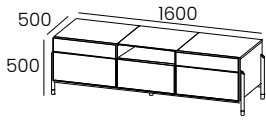
# TV UNITS

# NEWPORT/NEWTOWN

## TV Unit

811402


TV Unit 1DD+1D+1N+1DD



**W:63" H:19 5/8" D:19 5/8"**

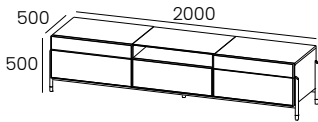
kg	m3	vol	eco
124	0,698	1	01017010300

- Top in Glass Finish (Transparent, Gray or Bronze) and LM, BX or BX-280
- 1 Drop-Down Door, 1 Drawer, 1 Niche and 1 Drop-Down Door
- Metal Foot always in LF and Brass Finish
- Metal Frame in LF Finish
- Fronts in LM, BX or BX-280, CM or RATTAN Finish
- LEDs on the Niche (optional)

RETAIL				
Case	Fronts		 Niche 811903	
BX/LM	BX/LM+CM-S01	6,600		396
	BX/LM+CM-S03			
	BX/LM+CM-S04	7062		
	BX/LM+RATTAN	6864		

811401


TV Unit 1DD+1D+1N+1DD



**W:78 3/4" H:19 5/8" D:19 5/8"**

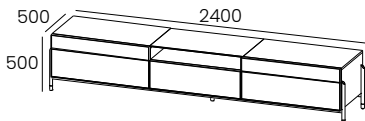
kg	m3	vol	eco
148	0,858	1	01017010300

- Top in Glass Finish (Transparent, Gray or Bronze) and LM, BX or BX-280
- 1 Drop-Down Door, 1 Drawer, 1 Niche and 1 Drop-Down Door
- Metal Foot always in LF and Brass Finish
- Metal Frame in LF Finish
- Fronts in LM, BX or BX-280, CM or RATTAN Finish
- LEDs on the Niche (optional)

RETAIL				
Case	Fronts		 Niche 811904	
BX/LM	BX/LM+CM-S01	6,930		396
	BX/LM+CM-S03			
	BX/LM+CM-S04	7590		
	BX/LM+RATTAN	7326		

811403


TV Unit 1DD+1D+1N+1DD



**W:94 1/2" H:19 5/8" D:19 5/8"**

kg	m3	vol	eco
170	1,019	1	01017010310

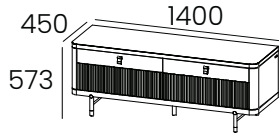
- Top in Glass Finish (Transparent, Gray or Bronze) and LM, BX or BX-280
- 1 Drop-Down Door, 1 Drawer, 1 Niche and 1 Drop-Down Door
- Metal Foot always in LF and Brass Finish
- Metal Frame in LF Finish
- Fronts in LM, BX or BX-280 and CM Finish
- LEDs on the Niche (optional)

RETAIL				
Case	Fronts		 Niche 811905	
BX/LM	BX/LM+CM-S01	8,448		396
	BX/LM+CM-S03			
	BX/LM+CM-S04	9240		
	BX/LM+RATTAN	8910		

TV Unit

**881401**

**TV Unit 01 2D**



- 2 Drawers
- Foot in Metal always in LF and Brass Finish
- Handles Noir PX-001 or Brown PX-002.
- Top in Ceramic (optional).

**W:55 1/8" H:22 1/2" D:17 3/4"**

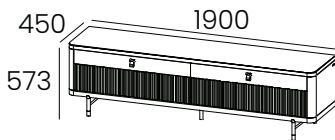
kg	m3	vol	eco
72	0,374	2	01017010290

RETAIL		
Case & Fronts	Slatted	
BX/LM	BX/LM	5040
	BX-280	5160
BX-280	LM	5160
	BX-280	5460

Top - 881804		
CM - S01	720	
CM - S03		

**881402**

**TV Unit 01 2D**



- 2 Drawers
- Foot in Metal always in LF and Brass Finish
- Handles Noir PX-001 or Brown PX-002.
- Top in Ceramic (optional).

**W:74 7/8" H:22 1/2" D:17 3/4"**

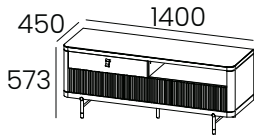
kg	m3	vol	eco
95	0,489	2	01017010290

RETAIL		
Case & Fronts	Slatted	
BX/LM	BX/LM	5400
	BX-280	5520
BX-280	LM	5520
	BX-280	6180

Top - 881805		
CM - S01	1200	
CM - S03		

**881403**


**TV Unit 02 2D+1N**



- 2 Drawers and Niche
- Foot in Metal always in LF and Brass Finish
- Handles Noir PX-001 or Brown PX-002.
- Top in Ceramic (optional)
- LEDs in Niche (optional).

**W:55 1/8" H:22 1/2" D:17 3/4"**

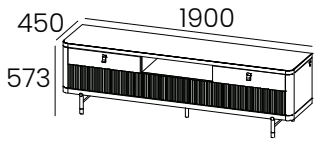
kg	m3	vol	eco
71	0,374	2	01017010290

RETAIL				
Case & Fronts	Slatted		 Niche 881909	
BX/LM	BX/LM	4680		360
	BX-280	5100		
BX-280	LM	5100		
	BX-280	5160		
Top - 881804				
CM-S01	720			
CM-S03				

TV Unit

**881404**


**TV Unit 02 3D+1N**



**W:74 7/8" H:22 1/2" D:17 3/4"**

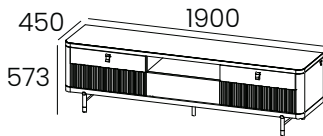
kg	m3	vol	eco
88	0,489	2	01017010290

- 3 Drawers and Niche
- Foot in Metal always in LF and Brass Finish
- Handles Noir PX-001 or Brown PX-002.
- Top in Ceramic (optional)
- LEDs in Niche (optional).

RETAIL				
Case & Fronts	Slatted		 Niche 881910	
BX/LM	BX/LM	5880		360
	BX-280	6120		
BX-280	LM	6120		
	BX-280	6480		
Top - 881805				
CM-S01		1,200	360	
CM-S03				

**881405**


**TV Unit 02 3D+1N**



**W:74 7/8" H:22 1/2" D:17 3/4"**

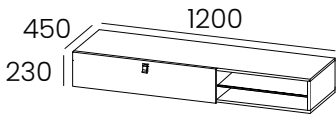
kg	m3	vol	eco
86	0,489	2	01017010290

- 3 Drawers and Niche
- Foot in Metal always in LF and Brass Finish
- Handles Noir PX-001 or Brown PX-002.
- Top in Ceramic (optional)
- LEDs in Niche (optional).

RETAIL				
Case & Fronts	Slatted		 Niche 881910	
BX/LM	BX/LM	5760		360
	BX-280	5880		
BX-280	LM	5880		
	BX-280	6240		
Top - 881805				
CM-S01		1,200	360	
CM-S03				

**881406**


**TV Unit 03 Left 1D+1N**



**W:47 1/4" H:9" D:17 3/4"**

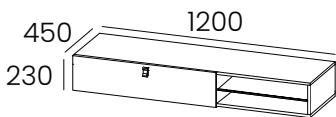
kg	m3	vol	eco
31	0,140	1	01017010270

- 1 Drawer and 1 Niche
- For Wall Mounting
- Handles Noir PX-001 or Brown PX-002.
- LEDs in Niche (optional)

RETAIL				
Case	Front		 Niche 881912	
BX/LM	BX/LM	3480		360
	BX-280	3540		
BX-280	LM	3540		
	BX-280	3600		

**881407**


**TV Unit 03 Left 1DD+1N**



**W:47 1/4" H:9" D:17 3/4"**

kg	m3	vol	eco
28	0,140	1	01017010260

- 1 Drop Down Door and 1 Niche
- For Wall Mounting
- Handles Noir PX-001 or Brown PX-002.
- LEDs in Niche (optional).

RETAIL				
Case	Front		 Niche 881912	
BX/LM	BX/LM	3480		360
	BX-280	3540		
BX-280	LM	3540		
	BX-280	3600		



## TV Unit

**881420**

**W:47 1/4" H:9" D:13 3/4"**

kg	m3	vol	eco
31	0,140	1	01017010270

### TV Unit 03 Right 1D+1N

- 1 Drawer and 1 Niche
- For Wall Mounting
- Handles Noir PX-001 or Brown PX-002.
- LEDs in Niche (optional)

RETAIL			
Case	Front		 Niche 881912 360
BX/LM	BX/LM	3480	
	BX-280	3540	
BX-280	LM	3540	
	BX-280	3600	

**881421**

**W:47 1/4" H:9" D:13 3/4"**

kg	m3	vol	eco
28	0,140	1	01017010260

### TV Unit 03 Right 1DD+1N

- 1 Drop Down Door and 1 Niche
- For Wall Mounting
- Handles Noir PX-001 or Brown PX-002.
- LEDs in Niche (optional).

RETAIL			
Case	Front		 Niche 881912 360
BX/LM	BX/LM	3480	
	BX-280	3540	
BX-280	LM	3540	
	BX-280	3600	

**881408**

**W:47 1/4" H:9" D:17 3/4"**

kg	m3	vol	eco
31	0,140	1	01017010270

### TV Unit 03 2D

- 2 Drawers
- For Wall Mounting
- Handles Noir PX-001 or Brown PX-002

RETAIL			
Case	Fronts		
BX/LM	BX/LM	3,780	
	BX-280	3,840	
BX-280	LM	3,840	
	BX-280	3,960	

**881409**

**W:47 1/4" H:9" D:17 3/4"**

kg	m3	vol	eco
25	0,140	1	01017010260

### TV Unit 03 2DD

- 2 Drop Down Doors
- For Wall Mounting
- Handles Noir PX-001 or Brown PX-002.

RETAIL			
Case	Fronts		
BX/LM	BX/LM	3,600	
	BX-280	3,720	
BX-280	LM	3,720	
	BX-280	3,840	

**881410**

**W:59" H:9" D:17 3/4"**

kg	m3	vol	eco
36	0,174	1	01017010270

### TV Unit 03 Left 1D+1N

- 1 Drawer and 1 Niche
- For Wall Mounting
- Handles Noir PX-001 or Brown PX-002.
- LEDs in Niche (optional).

RETAIL			
Case	Fronts		 Niche 881912 360
BX/LM	BX/LM	3720	
	BX-280	3780	
BX-280	LM	3780	
	BX-280	3840	

**881411**

**W:59" H:9" D:17 3/4"**

kg	m3	vol	eco
33	0,174	1	01017010270

### TV Unit 03 Left 1DD+1N

- 1 Drop Down Door and 1 Niche
- For Wall Mounting
- Handles Noir PX-001 or Brown PX-002.
- LEDs in Niche (optional).

RETAIL			
Case	Fronts		 Niche 881912 360
BX/LM	BX/LM	3720	
	BX-280	3780	
BX-280	LM	3780	
	BX-280	3840	

**TV Unit**

**881422**

**W:59" H:9" D:13 3/4"**

kg	m3	vol	eco
36	0,174	1	01017010270

**TV Unit 03 Right 1D+1N**

- 1 Drawer and 1 Niche
- For Wall Mounting
- Handles Noir PX-001 or Brown PX-002.
- LEDs in Niche (optional).

RETAIL			
Case	Fronts		 Niche 881912 360
BX/LM	BX/LM	3720	
	BX-280	3780	
BX-280	LM	3780	
	BX-280	3840	

**881423**

**W:59" H:9" D:13 3/4"**

kg	m3	vol	eco
33	0,174	1	01017010270

**TV Unit 03 Right 1DD+1N**

- 1 Drop Down Door and 1 Niche
- For Wall Mounting
- Handles Noir PX-001 or Brown PX-002.
- LEDs in Niche (optional).

RETAIL			
Case	Fronts		 Niche 881912 360
BX/LM	BX/LM	3720	
	BX-280	3780	
BX-280	LM	3780	
	BX-280	3840	

**881412**

**W:59" H:9" D:17 3/4"**

kg	m3	vol	eco
37	0,174	1	01017010270

**TV Unit 03 Right 2D**

- 2 Drawers
- For Wall Mounting
- Handles Noir PX-001 or Brown PX-002

RETAIL			
Case	Fronts		
BX/LM	BX/LM	4,080	
	BX-280	4,140	
BX-280	LM	4,140	
	BX-280	4,200	

**881413**

**W:59" H:9" D:17 3/4"**

kg	m3	vol	eco
30	0,174	1	01017010270

**TV Unit 03 Right 2DD**

- 2 Drop Down Doors
- For Wall Mounting
- Handles Noir PX-001 or Brown PX-002

RETAIL			
Case	Fronts		
BX/LM	BX/LM	3,900	
	BX-280	4,020	
BX-280	LM	4,020	
	BX-280	4,080	

**881424**

**W:59" H:9" D:17 3/4"**

kg	m3	vol	eco
37	0,174	1	01017010270

**TV Unit 03 Left 2D**

- 2 Drawers
- For Wall Mounting
- Handles Noir PX-001 or Brown PX-002

RETAIL			
Case	Fronts		
BX/LM	BX/LM	4,080	
	BX-280	4,140	
BX-280	LM	4,140	
	BX-280	4,200	

**881425**

**W:59" H:9" D:17 3/4"**

kg	m3	vol	eco
30	0,174	1	01017010270

**TV Unit 03 Left 2DD**

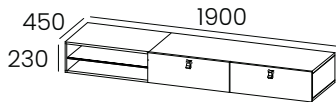
- 2 Drop Down Doors
- For Wall Mounting
- Handles Noir PX-001 or Brown PX-002

RETAIL			
Case	Fronts		
BX/LM	BX/LM	3,900	
	BX-280	4,020	
BX-280	LM	4,020	
	BX-280	4,080	

**TV Unit**

**881414**

**TV Unit 03 2D+1N**



- 2 Drawers and 1 Niche
- For Wall Mounting
- Handles Noir PX-001 or Brown PX-002.
- LEDs in Niche (optional)

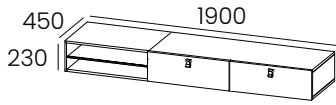
**W:74 7/8" H:9" D:17 3/4"**

kg	m3	vol	eco
37	0,174	1	01017010270

RETAIL			
Case	Fronts		Niche 881912
BX/LM	BX/LM	4260	
	BX-280	4320	
BX-280	LM	4320	
	BX-280	4380	

**881415**

**TV Unit 03 2DD+1N**



- 2 Drop Down Doors and 1 Niche
- For Wall Mounting
- Handles Noir PX-001 or Brown PX-002.
- LEDs in Niche (optional).

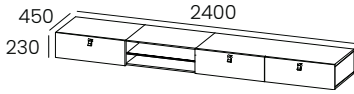
**W:74 7/8" H:9" D:17 3/4"**

kg	m3	vol	eco
30	0,174	1	01017010270

RETAIL			
Case	Fronts		Niche 881912
BX/LM	BX/LM	4260	
	BX-280	4320	
BX-280	LM	4320	
	BX-280	4380	

**881416**

**TV Unit 03 3D+1N**



- 3 Drawers and 1 Niche
- For Wall Mounting
- Handles Noir PX-001 or Brown PX-002.
- LEDs in Niche (optional).

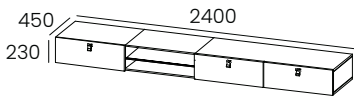
**W:94 1/2" H:9" D:17 3/4"**

kg	m3	vol	eco
56	0,274	1	01017010280

RETAIL			
Case	Fronts		Niche 881912
BX/LM	BX/LM	4920	
	BX-280	5040	
BX-280	LM	5040	
	BX-280	5100	

**881417**

**TV Unit 03 3DD+1N**



- 3 Drop Down Doors and 1 Niche
- For Wall Mounting
- Handles Noir PX-001 or Brown PX-002.
- LEDs in Niche (optional).


**W:94 1/2" H:9" D:17 3/4"**

kg	m3	vol	eco
42	0,274	1	01017010280

RETAIL			
Case	Fronts		Niche 881912
BX/LM	BX/LM	4680	
	BX-280	4740	
BX-280	LM	4740	
	BX-280	4800	

TV Unit

**881430**




**Slatted Panel**

- Slatted in BX or LM Finish
- Fixed to the wall

RETAIL	
Slatted Panel	Per M2
BX/LM	1,380
BX-280	

**881431**

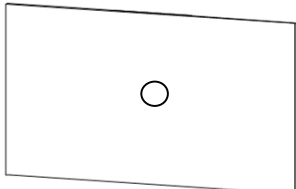


**Flat Panel**

- Plain Panel in BX or LM Finish
- Fixed to the wall


RETAIL	
Flat Panel	Per M2
BX/LM	780
BX-280	

**881432**



**TV Center Panel**

- Plain Panel in BX or LM Finish
- Fixed to the wall
- LEDs on Back (optional)

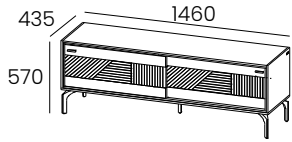
RETAIL		
Center Panel	Per M2	
BX/LM / BX-280	1,020	 Interior 841910
		360

# SANTANA

## TV Unit

841406

TV Unit 01 2SD



- 2 sliding Doors
- Metal Foot and Handle always in LF Finish
- Interior LEDs (optional)

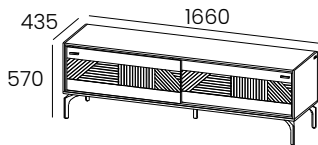
W:57 1/2" H:22 1/2" D:17 1/8"

kg	m3	vol	eco
47	0,376	3	01017010280

RETAIL		
Case + Fronts		Interior 841910  390
BX/LM + BX/LM	4,320	

841401

TV Unit 01 2SD



- 2 sliding Doors
- Metal Foot and Handle always in LF Finish
- Interior LEDs (optional)

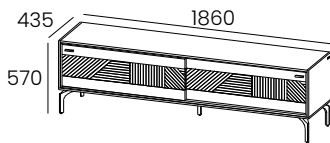
W:65 3/8" H:22 1/2" D:17 1/8"

kg	m3	vol	eco
52	0,422	3	01017010280

RETAIL		
Case + Fronts		Interior 841911  408
BX/LM + BX/LM	4,500	

841403

TV Unit 01 2SD



- 2 sliding Doors
- Metal Foot and Handle always in LF Finish
- Interior LEDs (optional)

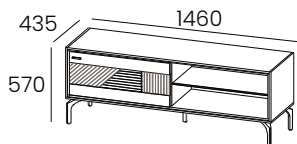
W:73 1/4" H:22 1/2" D:17 1/8"

kg	m3	vol	eco
61	0,468	3	01017010290

RETAIL		
Case + Fronts		Interior 841912  420
BX/LM + BX/LM	4,710	

841405

TV Unit 02 1SD + 1N



- 1 sliding Door and 1 Niche
- Metal Foot and Handle always in LF Finish
- Niche LEDs (optional)

W:57 1/2" H:22 1/2" D:17 1/8"

kg	m3	vol	eco
46	0,339	2	01017010280

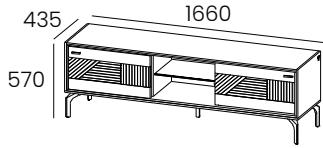
RETAIL		
Case + Fronts		Niche 841913  360
BX/LM + BX/LM	4,200	

# SANTANA

## TV Unit

841404


TV Unit 02 2SD + 1N



- 2 sliding Doors and 1 Niche
- Metal Foot and Handle always in LF Finish
- Niche LEDs (optional)

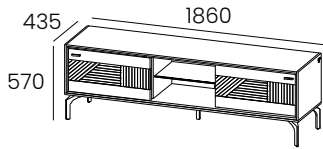
W:65 3/8" H:22 1/2" D:17 1/8"

kg	m3	vol	eco
53	0,411	3	01017010280

RETAIL		
Case + Fronts		 Niche 841914  360
BX/LM + BX/LM	4,380	

841402


TV Unit 02 2SD + 1N



- 2 sliding Doors and 1 Niche
- Metal Foot and Handle always in LF Finish
- Niche LEDs (optional)

W:73 1/4" H:22 1/2" D:17 1/8"

kg	m3	vol	eco
58	0,456	3	01017010280

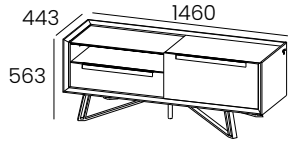
RETAIL		
Case + Fronts		 Niche 841915  360
BX/LM + BX/LM	4,560	

# TAIGA

## TV Unit

831409


TV Unit 01 Right 1N+1D+1D



- Top in LM or BX Finish and Glass
- 1 Niche and 2 Drawers
- Metal Foot and Handle always in LF Finish
- Niche LEDs (optional)

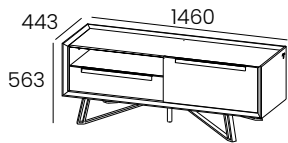
**W:57 1/2" H:22 1/8" D:17 1/2"**

kg	m3	vol	eco
78	0,514	2	01017010290

RETAIL			
Case	Fronts		 Niche 831909
LM	BX/LM	5,760	
	LB	5,880	

831410


TV Unit 01 Right 1N+1D+1D



- Top in LM or BX Finish
- 1 Niche and 2 Drawers
- Metal Foot and Handle always in LF Finish
- Niche LEDs (optional)

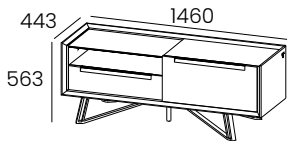
**W:57 1/2" H:22 1/8" D:17 1/2"**

kg	m3	vol	eco
76	0,514	2	01017010290

RETAIL			
Case	Fronts		 Niche 831909
LM/BX	BX/LM	5,820	
	LB	5,940	

831411


TV Unit 01 Right 1N+1D+1DD



- Top in LM or BX Finish and Glass
- 1 Niche , 1 Drawer and 1 Drop Down Door
- Metal Foot and Handle always in LF Finish
- Niche LEDs (optional)

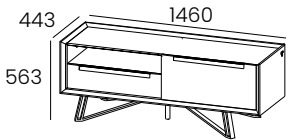
**W:57 1/2" H:22 1/8" D:17 1/2"**

kg	m3	vol	eco
71	0,514	2	01017010290

RETAIL			
Case	Fronts		 Niche 831909
LM/BX	BX/LM	5,640	
	LB	5,760	

831412


TV Unit 01 Right 1N+1D+1DD



- Top in LM or BX Finish
- 1 Niche , 1 Drawer and 1 Drop Down Door
- Metal Foot and Handle always in LF Finish
- Niche LEDs (optional)

**W:57 1/2" H:22 1/8" D:17 1/2"**

kg	m3	vol	eco
69	0,514	2	01017010290

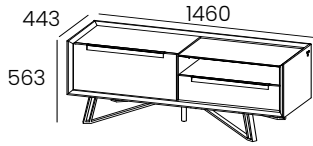
RETAIL			
Case	Fronts		 Niche 831909
LM/BX	BX/LM	5,700	
	LB	5,820	

# TAIGA

## TV Unit

831413


TV Unit 01 Left 1D+1D+1N



- Top in LM or BX Finish and Glass
- 2 Drawers and 1 Niche
- Metal Foot and Handle always in LF Finish
- Niche LEDs (optional)

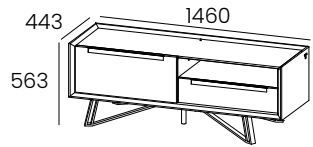
W:57 1/2" H:22 1/8" D:17 1/2"

kg	m3	vol	eco
78	0,514	2	01017010290

RETAIL			
Case	Fronts		 Niche 831909
LM	BX/LM	5,760	
	LB	5,880	

831414


TV Unit 01 Left 1D+1D+1N



- Top in LM or BX Finish
- 2 Drawers and 1 Niche
- Metal Foot and Handle always in LF Finish
- Niche LEDs (optional)

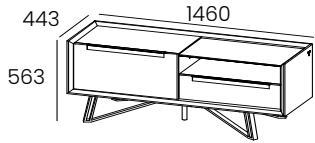
W:57 1/2" H:22 1/8" D:17 1/2"

kg	m3	vol	eco
76	0,514	2	01017010290

RETAIL			
Case	Fronts		 Niche 831909
LM	BX/LM	5,820	
	LB	5,940	

831415


TV Unit 01 Left 1DD+1D+1N



- Top in LM or BX Finish and Glass
- 1 Drop Down Door, 1 Drawer, and 1 Niche
- Metal Foot and Handle always in LF Finish
- Niche LEDs (optional)

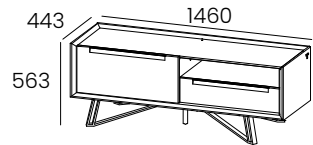
W:57 1/2" H:22 1/8" D:17 1/2"

kg	m3	vol	eco
71	0,514	2	01017010290

RETAIL			
Case	Fronts		 Niche 831909
LM	BX/LM	5,640	
	LB	5,760	

831416


TV Unit 01 Left 1DD+1D+1N



- Top in LM or BX Finish
- 1 Drop Down Door, 1 Drawer, and 1 Niche
- Metal Foot and Handle always in LF Finish
- Niche LEDs (optional)

W:57 1/2" H:22 1/8" D:17 1/2"

kg	m3	vol	eco
69	0,514	2	01017010290

RETAIL			
Case	Fronts		 Niche 831909
LM	BX/LM	5,700	
	LB	5,820	

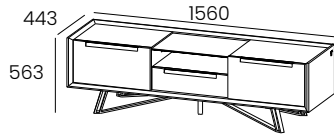


# TAIGA

## TV Unit

**831403**


**TV Unit 01 1DD+1D+1N+1DD**



- Top in LM or BX Finish and Glass
- 1 Drop Down Door, 1 Drawer, 1 Niche and 1 Drop Down Door
- Metal Foot and Handle always in LF Finish
- Niche LEDs (optional)

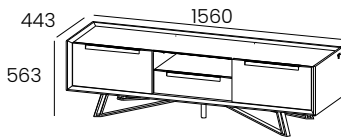
**W:61 1/2" H:22 1/8" D:17 1/2"**

kg	m3	vol	eco
76	0,538	2	01017010290

RETAIL			
Case	Fronts		 Niche 831911
LM	BX/LM	5,760	
	LB	5,880	

**831407**


**TV Unit 01 1DD+1D+1N+1DD**



- Top in LM or BX Finish
- 1 Drop Down Door, 1 Drawer, 1 Niche and 1 Drop Down Door
- Metal Foot and Handle always in LF Finish
- Niche LEDs (optional)

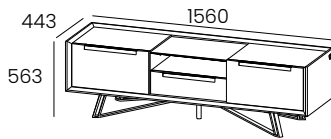
**W:61 1/2" H:22 1/8" D:17 1/2"**

kg	m3	vol	eco
83	0,538	2	01017010290

RETAIL			
Case	Fronts		 Niche 831911
LM	BX/LM	5,820	
	LB	5,940	

**831404**


**TV Unit 01 1D+1D+1N+1D**



- Top in LM or BX Finish and Glass
- 1 Drawer, 1 Drawer, 1 Niche and 1 Drawer
- Metal Foot and Handle always in LF Finish
- Niche LEDs (optional)

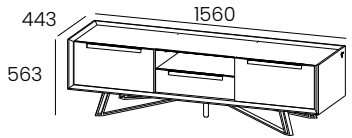
**W:61 1/2" H:22 1/8" D:17 1/2"**

kg	m3	vol	eco
87	0,538	2	01017010290

RETAIL			
Case	Fronts		 Niche 831911
LM	BX/LM	5,880	
	LB	6,120	

**831408**


**TV Unit 01 1D+1D+1N+1D**



- Top in LM or BX Finish
- 1 Drawer, 1 Drawer, 1 Niche and 1 Drawer
- Metal Foot and Handle always in LF Finish
- Niche LEDs (optional)

**W:61 1/2" H:22 1/8" D:17 1/2"**

kg	m3	vol	eco
86	0,538	2	01017010290

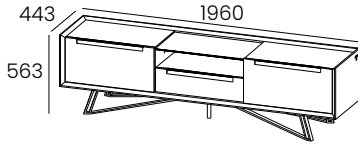
RETAIL			
Case	Fronts		 Niche 831911
LM	BX/LM	5,940	
	LB	6,180	

# TAIGA

## TV Unit

831401


TV Unit 01 1D+1D+1N+1D



- Top in LM or BX Finish and Glass
- 1 Drawer, 1 Drawer, 1 Niche and 1 Drawer
- Metal Foot and Handle always in LF Finish
- Niche LEDs (optional)

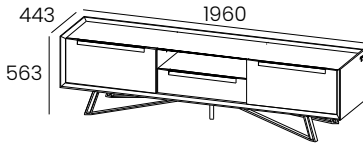
W:77 1/8" H:22 1/8" D:17 1/2"

kg	m3	vol	eco
102	0,681	2	01017010300

RETAIL			
Case	Fronts		 Niche 831912
LM	BX/LM	6,060	
	LB	6,360	

831405


TV Unit 01 1D+1D+1N+1D



- Top in LM or BX Finish
- 1 Drawer, 1 Drawer, 1 Niche and 1 Drawer
- Metal Foot and Handle always in LF Finish
- Niche LEDs (optional)

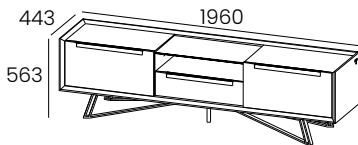
W:77 1/8" H:22 1/8" D:17 1/2"

kg	m3	vol	eco
111	0,681	2	01017010300

RETAIL			
Case	Fronts		 Niche 831912
LM	BX/LM	6,120	
	LB	6,420	

831402


TV Unit 01 1DD+1D+1N+1DD



- Top in LM or BX Finish and Glass
- 1 Drop Down Door, 1 Drawer, 1 Niche and 1 Drop Down Door
- Metal Foot and Handle always in LF Finish
- Niche LEDs (optional)

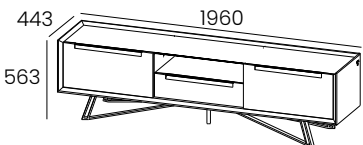
W:77 1/8" H:22 1/8" D:17 1/2"

kg	m3	vol	eco
101	0,681	2	01017010300

RETAIL			
Case	Fronts		 Niche 831912
LM	BX/LM	5,940	
	LB	6,240	

831406


TV Unit 01 1DD+1D+1N+1DD



- Top in LM or BX Finish
- 1 Drop Down Door, 1 Drawer, 1 Niche and 1 Drop Down Door
- Metal Foot and Handle always in LF Finish
- Niche LEDs (optional)

W:77 1/8" H:22 1/8" D:17 1/2"

kg	m3	vol	eco
98	0,681	2	01017010290

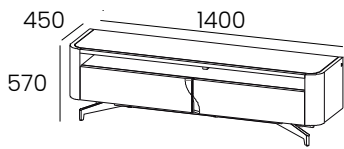
RETAIL			
Case	Fronts		 Niche 831912
LM	BX/LM	6,000	
	LB	6,300	

# WIND

## TV Unit

711407

TV Unit 1N + 2D



- 1 Niche and 2 Drawers
- Foot and Handles always in LF Finish, except LF-018
- you must Choose the Finish of the Cabinet Top, BX, LM, LF or CM
- Niche LEDs (optional)

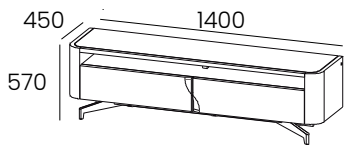
**W:55 1/8" H:22 1/2" D:17 3/4"**

kg	m3	vol	eco
66	0,389	3	01017010290

RETAIL		Niche 711901
Case + Fronts		
BX + BX	4560	
LM + LM	4740	
LB + LB	5220	
LBM + LBM	5760	
Cabinet Top - 711211		240
BX	360	
LM	480	
LF	540	
CM - S01	1500	
CM - S03		

711408

TV Unit 1N + 2DD



- 1 Niche and 2 Drop-Down Doors
- Foot and Handles always in LF Finish, except LF-018
- you must Choose the Finish of the Cabinet Top, BX, LM, LF or CM
- Niche LEDs (optional)

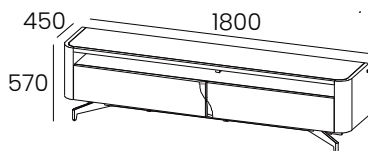
**W:55 1/8" H:22 1/2" D:17 3/4"**

kg	m3	vol	eco
56	0,389	4	01017010280

RETAIL		Niche 711901
Case + Fronts		
BX + BX	4620	
LM + LM	4740	
LB + LB	5280	
LBM + LBM	5820	
Cabinet Top - 711211		240
BX	360	
LM	480	
LF	540	
CM - S01	1500	
CM - S03		

711401

TV Unit 1N + 2D



- 1 Niche and 2 Drawers
- Foot and Handles always in LF Finish, except LF-018
- you must Choose the Finish of the Cabinet Top, BX, LM, LF or CM
- Niche LEDs (optional)

**W:70 1/8" H:22 1/2" D:17 3/4"**

kg	m3	vol	eco
77	0,498	3	01017010290

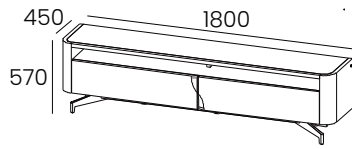
RETAIL		Niche 711902
Case + Fronts		
BX + BX	4920	
LM + LM	5160	
LB + LB	5640	
LBM + LBM	6180	
Cabinet Top - 711212		240
BX	480	
LM	540	
LF	660	
CM - S01	1920	
CM - S03		

# WIND

## TV Unit

711402

TV Unit 1N + 2DD



- 1 Niche and 2 Drop-Down Doors
- Foot and Handles always in LF Finish, except LF-018
- you must Choose the Finish of the Cabinet Top, BX, LM, LF or CM
- Niche LEDs (optional)

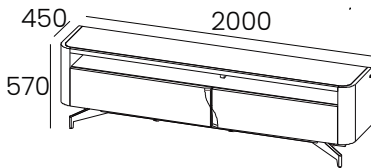
**W:70 1/8" H:22 1/2" D:17 3/4"**

kg	m3	vol	eco
69	0,498	3	01017010290

RETAIL		Niche 711902
Case + Fronts		
BX + BX	4980	
LM + LM	5220	
LB + LB	5700	
LBM + LBM	6300	
Cabinet Top - 711212		240
BX	480	
LM	540	
LF	660	
CM - S01	1920	
CM - S03		

711404

TV Unit 1N + 2D



- 1 Niche and 2 Drawers
- Foot and Handles always in LF Finish, except LF-018
- you must Choose the Finish of the Cabinet Top, BX, LM, LF or CM
- Niche LEDs (optional)

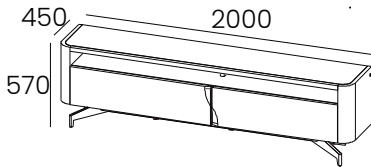
**W:78 3/4" H:22 1/2" D:17 3/4"**

kg	m3	vol	eco
85	0,553	4	01017010290

RETAIL		Niche 711903
Case + Fronts		
BX + BX	5160	
LM + LM	5400	
LB + LB	5880	
LBM + LBM	6480	
Cabinet Top - 711213		240
BX	360	
LM	480	
LF	540	
CM - S01	1500	
CM - S03		

711405

TV Unit 1N + 2DD



- 1 Niche and 2 Drop-Down Doors
- Foot and Handles always in LF Finish, except LF-018
- you must Choose the Finish of the Cabinet Top, BX, LM, LF or CM
- Niche LEDs (optional)

**W:78 3/4" H:22 1/2" D:17 3/4"**

kg	m3	vol	eco
75	0,553	3	01017010290

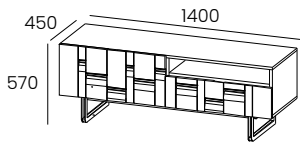
RETAIL		Niche 711903
Case + Fronts		
BX + BX	5160	
LM + LM	5400	
LB + LB	5880	
LBM + LBM	6480	
Cabinet Top - 711213		240
BX	540	
LM	600	
LF	720	
CM - S01	2100	
CM - S03		

# CARAT

## TV Unit

771404


TV Unit 01 Left 1DDD+1N+1DDD



W:55 1/8" H:22 1/2" D:17 3/4"

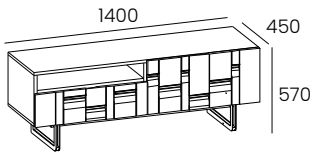
kg	m3	vol	eco
57	0,43	3	01017010280

- 1 Drop-Down Door, 1 Niche and 1 Drop-Down Door
- Handles always in LF Finish, except LF-018
- Foot always in LF Finish
- Front always in Lacquered Finish, LM or LB
- Front LEDs (optional)
- Choose between Foot P1 or P2

RETAIL		
Case + Fronts		 Front 771911
BX + LM	4,680	
BX + LB	5,160	
LM + LM	4,860	Niche 771914
LM + LB	5,340	180

771414


TV Unit 01 Right 1DDD+1N+1DDD



W:55 1/8" H:22 1/2" D:17 3/4"

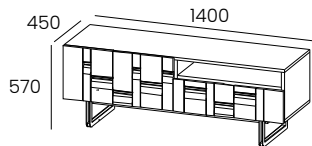
kg	m3	vol	eco
57	0,43	3	01017010280

- 1 Drop-Down Door, 1 Niche and 1 Drop-Down Door
- Handles always in LF Finish, except LF-018
- Foot always in LF Finish
- Front always in Lacquered Finish, LM or LB
- Front LEDs (optional)
- Choose between Foot P1 or P2

RETAIL		
Case + Fronts		 Front 771911
BX + LM	4,680	
BX + LB	5,160	
LM + LM	4,860	Niche 771914
LM + LB	5,340	180

771405


TV Unit 01 Left 1DR+1N+1DDD



W:55 1/8" H:22 1/2" D:17 3/4"

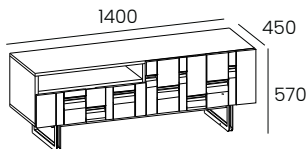
kg	m3	vol	eco
58	0,43	3	01017010280

- 1 Drawer, 1 Niche and 1 Drop-Down Door
- Drawer with smoves system and partial Extraction
- Handles always in LF Finish, except LF-018
- Foot always in LF Finish
- Front always in Lacquered Finish, LM or LB
- Front LEDs (optional)
- Choose between Foot P1 or P2

RETAIL		
Possible Finishes		 Front 771911
BX + LM	4,980	
BX + LB	5,220	
LM + LM	5,160	Niche 771914
LM + LB	5,400	180

771415


TV Unit 01 Right 1DR+1N+1DDD

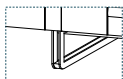


W:55 1/8" H:22 1/2" D:17 3/4"

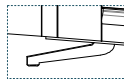
kg	m3	vol	eco
58	0,43	3	01017010280

- 1 Drawer, 1 Niche and 1 Drop-Down Door
- Drawer with smoves system and partial Extraction
- Handles always in LF Finish, except LF-018
- Foot always in LF Finish
- Front always in Lacquered Finish, LM or LB
- Front LEDs (optional)
- Choose between Foot P1 or P2

RETAIL		
Case + Fronts		 Front 771911
BX + LM	4,980	
BX + LB	5,220	
LM + LM	5,160	Niche 771914
LM + LB	5,400	180



P1



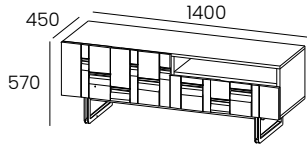
P2

# CARAT

## TV Unit

771406


TV Unit 01 Left 1DDD+1N+1DR



W:55 1/8" H:22 1/2" D:17 3/4"

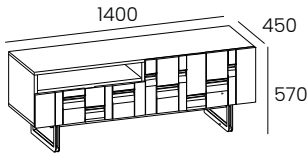
kg	m3	vol	eco
58	0,43	3	01017010280

- 1 Drop-Down Door, 1 Niche and 1 Drawer
- Drawer with smoves system and partial Extraction
- Handles always in LF Finish, except LF-018
- Foot always in LF Finish
- Front always in Lacquered Finish, LM or LB
- Front LEDs (optional)
- Choose between Foot P1 or P2

RETAIL		
Case + Fronts		 Front 771911 480
BX + LM	4,920	
BX + LB	5,160	
LM + LM	5,100	Niche 771914 180
LM + LB	5,340	

771416


TV Unit 01 Right 1PA+1N+1T



W:55 1/8" H:22 1/2" D:17 3/4"

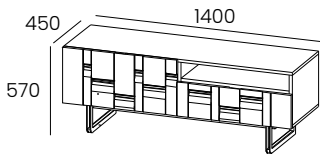
kg	m3	vol	eco
58	0,43	3	01017010280

- 1 Drop-Down Door, 1 Niche and 1 Drawer
- Drawer with smoves system and partial Extraction
- Handles always in LF Finish, except LF-018
- Foot always in LF Finish
- Front always in Lacquered Finish, LM or LB
- Front LEDs (optional)
- Choose between Foot P1 or P2

RETAIL		
Case + Fronts		 Front 771911 480
BX + LM	4,920	
BX + LB	5,160	
LM + LM	5,100	Niche 771914 180
LM + LB	5,340	

771407


TV Unit 01 Left 1DR+1N+1DR



W:55 1/8" H:22 1/2" D:17 3/4"

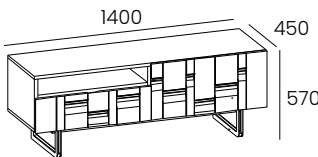
kg	m3	vol	eco
66	0,43	3	01017010290

- 1 Drawer, 1 Niche and 1 Drawer
- Drawers with smoves system and partial Extraction
- Handles always in LF Finish, except LF-018
- Foot always in LF Finish
- Front always in Lacquered Finish, LM or LB
- Front LEDs (optional)
- Choose between Foot P1 or P2

RETAIL		
Case + Fronts		 Front 771911 480
BX + LM	4,980	
BX + LB	5,220	
LM + LM	5,160	Niche 771914 180
LM + LB	5,400	

771417


TV Unit 01 Right 1DR+1N+1DR

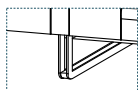


W:55 1/8" H:22 1/2" D:17 3/4"

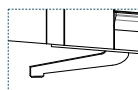
kg	m3	vol	eco
66	0,43	3	01017010290

- 1 Drawer, 1 Niche and 1 Drawer
- Drawers with smoves system and partial Extraction
- Handles always in LF Finish, except LF-018
- Foot always in LF Finish
- Front always in Lacquered Finish, LM or LB
- Front LEDs (optional)
- Choose between Foot P1 or P2

RETAIL		
Case + Fronts		 Front 771911 480
BX + LM	4,980	
BX + LB	5,220	
LM + LM	5,160	Niche 771914 180
LM + LB	5,400	



P1



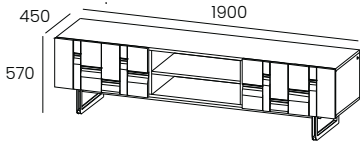
P2

# CARAT

## TV Unit

771401


TV Unit 01 1DDD+1N+1DDD



W:74 7/8" H:22 1/2" D:17 3/4"

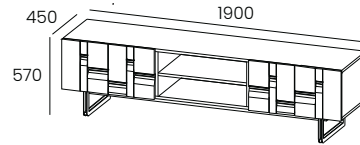
kg	m3	vol	eco
61	0,58	3	01017010290

- 1 Drop-Down Door, 1 Niche and 1 Drop-Down Door
- 1 Fixed Shelf in BX or LM Finish in the Niche
- Handles always in LF Finish, except LF-018
- Foot always in LF Finish
- Front always in Lacquered Finish, LM or LB
- Front LEDs (optional)
- Choose between Foot P1 or P2

RETAIL		
Case + Fronts		 Front 771910
BX + LM	5,460	
BX + LB	5,820	480
LM + LM	5,580	Niche 771913
LM + LB	6,120	180

771402


TV Unit 01 - 1900 1DR+1N+1DR



W:74 7/8" H:22 1/2" D:17 3/4"

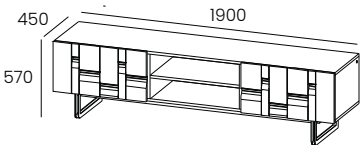
kg	m3	vol	eco
79	0,58	3	01017010290

- 1 Drawer, 1 Niche and 1 Drawer
- Drawers with smoves system and partial Extraction
- 1 Fixed Shelf in BX or LM Finish in the Niche
- Handles always in LF Finish, except LF-018
- Foot always in LF Finish
- Front always in Lacquered Finish, LM or LB
- Front LEDs (optional)
- Choose between Foot P1 or P2

RETAIL		
Case + Fronts		 Front 771910
BX + LM	5,580	
BX + LB	5,820	480
LM + LM	5,760	Niche 771913
LM + LB	6,120	180

771403


TV Unit 01 1DR+1N+1DDD



W:74 7/8" H:22 1/2" D:17 3/4"

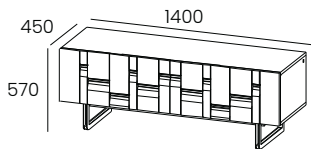
kg	m3	vol	eco
74	0,58	3	01017010290

- 1 Drawer, 1 Niche and 1 Drop Down Door
- Drawers with smoves system and partial Extraction
- 1 Fixed Shelf in BX or LM Finish in the Niche
- Handles always in LF Finish, except LF-018
- Foot always in LF Finish
- Front always in Lacquered Finish, LM or LB
- Front LEDs (optional)
- Choose between Foot P1 or P2

RETAIL		
Case + Fronts		 Front 771910
BX + LM	5,580	
BX + LB	5,820	480
LM + LM	5,760	Niche 771913
LM + LB	6,120	180

771411


TV Unit 02 2DDD

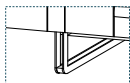


W:55 1/8" H:22 1/2" D:17 3/4"

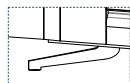
kg	m3	vol	eco
52	0,43	3	01017010280

- 2 Drop-Down Doors
- Handles always in LF Finish, except LF-018
- Foot always in LF Finish
- Front always in Lacquered Finish, LM or LB
- Front LEDs (optional)
- Choose between Foot P1 or P2

RETAIL		
Case + Fronts		 Front 771911
BX + LM	4,560	
BX + LB	4,800	480
LM + LM	4,680	
LM + LB	4,920	



P1

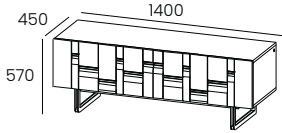


P2

# CARAT

## TV Unit

771412




**W:55 1/8" H:22 1/2" D:17 3/4"**

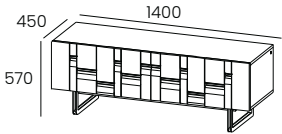
kg	m3	vol	eco
64	0,43	3	01017010290

TV Unit 02 2DR

- 2 Drawers
- Drawers with smoves system and partial Extraction
- Handles always in LF Finish, except LF-018
- Foot always in LF Finish
- Front always in Lacquered Finish, LM or LB
- Front LEDs (optional)
- Choose between Foot P1 or P2

RETAIL		
Case + Fronts		 Front 771911  480
BX + LM	4,620	
BX + LB	4,920	
LM + LM	4,740	
LM + LB	4,980	

771413




**W:55 1/8" H:22 1/2" D:17 3/4"**

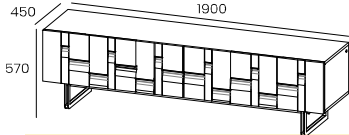
kg	m3	vol	eco
58	0,43	3	01017010280

TV Unit 02 1DR+1DDD

- 1 Drawer and 1 Drop-Down Door
- Drawer with smoves system and partial Extraction
- Handles always in LF Finish, except LF-018
- Foot always in LF Finish
- Front always in Lacquered Finish, LM or LB
- Front LEDs (optional)
- Choose between Foot P1 or P2

RETAIL		
Case + Fronts		 Front 771911  480
BX + LM	4,620	
BX + LB	4,860	
LM + LM	4,680	
LM + LB	4,800	

771408




**W:74 7/8" H:22 1/2" D:17 3/4"**

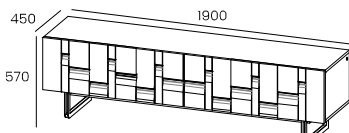
kg	m3	vol	eco
62	0,58	3	01017010290

TV Unit 02 2DDD

- 2 Drop-Down Doors
- Handles always in LF Finish, except LF-018
- Foot always in LF Finish
- Front always in Lacquered Finish, LM or LB
- Front LEDs (optional)
- Choose between Foot P1 or P2

RETAIL		
Case + Fronts		 Front 771912  600
BX + LM	5,280	
BX + LB	5,520	
LM + LM	5,400	
LM + LB	5,640	

771409




**W:74 7/8" H:22 1/2" D:17 3/4"**

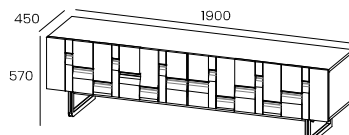
kg	m3	vol	eco
74	0,58	3	01017010290

TV Unit 02 2DR

- 2 Drawers
- Drawers with smoves system and partial Extraction
- Handles always in LF Finish, except LF-018
- Foot always in LF Finish
- Front always in Lacquered Finish, LM or LB
- Front LEDs (optional)
- Choose between Foot P1 or P2

RETAIL		
Case + Fronts		 Front 771912  600
BX + LM	5,460	
BX + LB	5,760	
LM + LM	5,580	
LM + LB	5,880	

771410




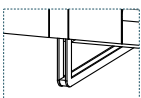
**W:74 7/8" H:22 1/2" D:17 3/4"**

kg	m3	vol	eco
69	0,58	3	01017010290

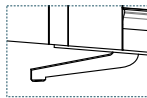
TV Unit 02 1DR+1DDD

- 1 Drawer and 1 Drop-Down Door
- Drawer with smoves system and partial Extraction
- Handles always in LF Finish, except LF-018
- Foot always in LF Finish
- Front always in Lacquered Finish, LM or LB
- Front LEDs (optional)
- Choose between Foot P1 or P2

RETAIL		
Case + Fronts		 Front 771912  600
BX + LM	5,400	
BX + LB	5,640	
LM + LM	5,520	
LM + LB	5,760	



P1



P2

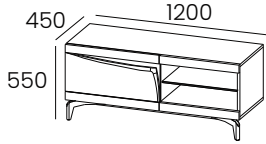


# IRIS

## TV Unit

621441

TV Unit 01 Left 1D + 1N



- 1 Drawer and 1 Niche
- Metal Foot and Motif always in LF Finish
- Back and Niche LEDs (optional)

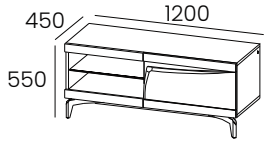
**W:47 1/4" H:21 5/8" D:17 3/4"**

kg	m3	vol	eco
57	0,359	3	01017010280

RETAIL			
Case	Fronts		
BX/LM	LM	4200	Back 621921 420
	LB	4380	Niche 621924 240

621442

TV Unit 01 Right 1N + 1D



- 1 Niche and 1 Drawer
- Metal Foot and Motif always in LF Finish
- Back and Niche LEDs (optional)

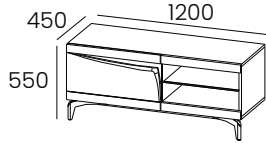
**W:47 1/4" H:21 5/8" D:17 3/4"**

kg	m3	vol	eco
57	0,359	3	01017010280

RETAIL			
Case	Fronts		
BX/LM	LM	4200	Back 621921 420
	LB	4380	Niche 621924 240

621443

TV Unit 01 Left 1DD + 1N



- 1 Drop-Down Door and 1 Niche
- Metal Foot and Motif always in LF Finish
- Back and Niche LEDs (optional)

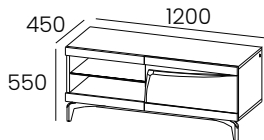
**W:47 1/4" H:21 5/8" D:17 3/4"**

kg	m3	vol	eco
50	0,359	3	01017010280

RETAIL			
Case	Fronts		
BX/LM	LM	4080	Back 621921 420
	LB	4260	Niche 621924 240

621444

TV Unit 01 Right 1N + 1DD



- 1 Niche and 1 Drop-Down Door
- Metal Foot and Motif always in LF Finish
- Back and Niche LEDs (optional)

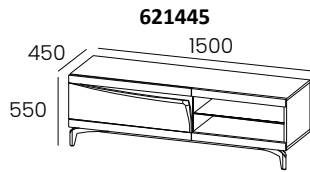
**W:47 1/4" H:21 5/8" D:17 3/4"**

kg	m3	vol	eco
50	0,359	3	01017010280

RETAIL			
Case	Fronts		
BX/LM	LM	4080	Back 621921 420
	LB	4260	Niche 621924 240

# IRIS

## TV Unit




621445

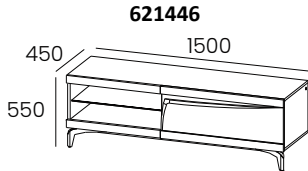
TV Unit 01 Left 1D + 1N

- 1 Drawer and 1 Niche
- Metal Foot and Motif always in LF Finish
- Back and Niche LEDs (optional)

W:59" H:21 5/8" D:17 3/4"

kg	m3	vol	eco
68	0,443	3	01017010290

RETAIL			
Case	Fronts		 Back 621922 480
BX/LM	LM	4620	
	LB	4800	




621446

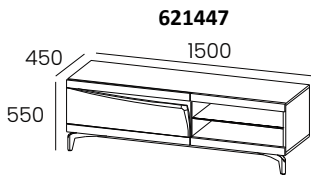
TV Unit 01 Right 1N + 1D

- 1 Niche and 1 Drawer
- Metal Foot and Motif always in LF Finish
- Back and Niche LEDs (optional)

W:59" H:21 5/8" D:17 3/4"

kg	m3	vol	eco
68	0,443	3	01017010290

RETAIL			
Case	Fronts		 Back 621922 480
BX/LM	LM	4620	
	LB	4800	




621447

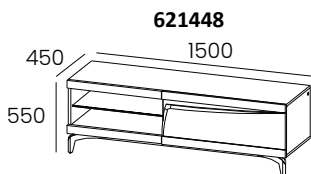
TV Unit 01 Left 1DD + 1N

- 1 Drop-Down Door and 1 Niche
- Metal Foot and Motif always in LF Finish
- Back and Niche LEDs (optional)

W:59" H:21 5/8" D:17 3/4"

kg	m3	vol	eco
60	0,443	3	01017010290

RETAIL			
Case	Fronts		 Back 621922 480
BX/LM	LM	4440	
	LB	4620	




621448

TV Unit 01 Right 1N + 1DD

- 1 Niche and 1 Drop-Down Door
- Metal Foot and Motif always in LF Finish
- Back and Niche LEDs (optional)

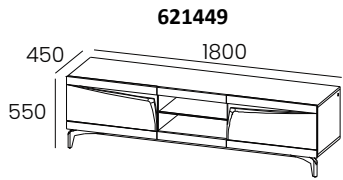
W:59" H:21 5/8" D:17 3/4"

kg	m3	vol	eco
60	0,443	3	01017010290

RETAIL			
Case	Fronts		 Back 621922 480
BX/LM	LM	4440	
	LB	4620	

# IRIS

## TV Unit




621449

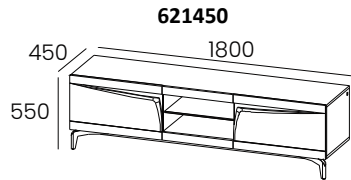
TV Unit 01 1D + 1N + 1D

- 1 Drawer, 1 Niche and 1 Drawer
- Metal Foot and Motif always in LF Finish
- Back and Niche LEDs (optional)

W:70 7/8" H:21 5/8" D:17 3/4"

kg	m3	vol	eco
86	0,527	3	01017010290

RETAIL			
Case	Fronts		 Back 621923 540
BX/LM	LM	5640	
	LB	6180	




621450

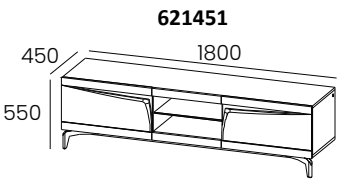
TV Unit 01 1D + 1N + 1DD

- 1 Drawer, 1 Niche and 1 Drop-Down Door
- Metal Foot and Motif always in LF Finish
- Back and Niche LEDs (optional)

W:70 7/8" H:21 5/8" D:17 3/4"

kg	m3	vol	eco
80	0,527	3	01017010290

RETAIL			
Case	Fronts		 Back 621923 540
BX/LM	LM	5580	
	LB	6120	




621451

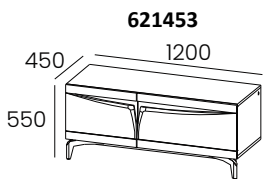
TV Unit 01 1DD + 1N + 1DD

- 1 Drop-Down Door, 1 Niche and 1 Drop-Down Door
- Metal Foot and Motif always in LF Finish
- Back and Niche LEDs (optional)

W:70 7/8" H:21 5/8" D:17 3/4"

kg	m3	vol	eco
73	0,527	3	01017010290

RETAIL			
Case	Fronts		 Back 621923 540
BX/LM	LM	5460	
	LB	5940	




621453

TV Unit 02 2D

- 2 Drawers
- Metal Foot and Motif always in LF Finish
- Back LEDs (optional)

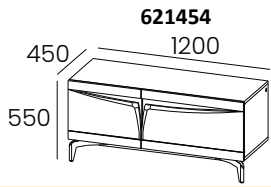
W:47 1/4" H:21 5/8" D:17 3/4"

kg	m3	vol	eco
60	0,359	3	01017010280

RETAIL			
Case	Fronts		 Back 621921 420
BX/LM	LM	4380	
	LB	4740	

# IRIS

## TV Unit



621454

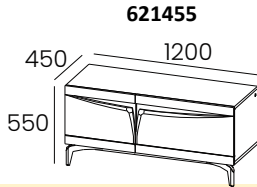
TV Unit 02 1D + 1DD

- 1 Drawer and 1 Drop-Down Door
- Metal Foot and Motif always in LF Finish
- Back LEDs (optional)

W:47 1/4" H:21 5/8" D:17 3/4"

kg	m3	vol	eco
55	0,359	3	01017010280

RETAIL			
Case	Fronts		Back 621921
BX/LM	LM	4380	
	LB	4740	




621455

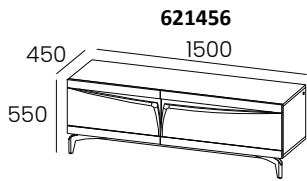
TV Unit 02 2DD

- 2 Drop-Down Doors
- Metal Foot and Motif always in LF Finish
- Back LEDs (optional)

W:47 1/4" H:21 5/8" D:17 3/4"

kg	m3	vol	eco
52	0,359	3	01017010280

RETAIL			
Case	Fronts		Back 621921 
BX/LM	LM	4200	
	LB	4560	



621456

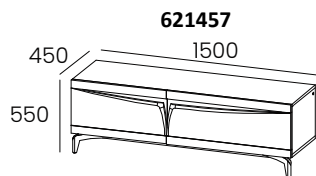
TV Unit 02 2D

- 2 Drawers
- Metal Foot and Motif always in LF Finish
- Back LEDs (optional)

W:59" H:21 5/8" D:17 3/4"

kg	m3	vol	eco
71	0,443	3	01017010290

RETAIL			
Case	Fronts		Back 621922
BX/LM	LM	4860	
	LB	5220	




621457

TV Unit 02 1D + 1DD

- 1 Drawer and 1 Drop-Down Door
- Metal Foot and Motif always in LF Finish
- Back LEDs (optional)

W:59" H:21 5/8" D:17 3/4"

kg	m3	vol	eco
65	0,443	3	01017010290

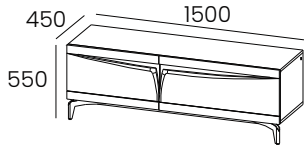
RETAIL			
Case	Fronts		Back 621922 
BX/LM	LM	4860	
	LB	5220	

# IRIS

## TV Unit

621458

TV Unit 02 2DD



- 2 Drop-Down Doors
- Metal Foot and Motif always in LF Finish
- Back LEDs (optional)

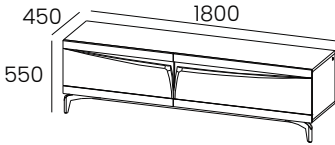
**W:59" H:21 5/8" D:17 3/4"**

kg	m3	vol	eco
54	0,443	3	01017010280

RETAIL			
Case	Fronts		Back 621922
BX/LM	LM	4500	
	LB	4860	

621459

TV Unit 02 2D



- 2 Drawers
- Metal Foot and Motif always in LF Finish
- Back LEDs (optional)

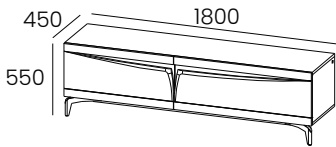
**W:70 7/8" H:21 5/8" D:17 3/4"**

kg	m3	vol	eco
83	0,527	3	01017010290

RETAIL			
Case	Fronts		Back 621923
BX/LM	LM	5280	
	LB	5760	

621460

TV Unit 02 1D + 1DD



- 1 Drawer and 1 Drop-Down Door
- Metal Foot and Motif always in LF Finish
- Back LEDs (optional)

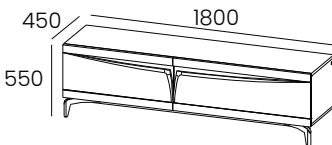
**W:70 7/8" H:21 5/8" D:17 3/4"**

kg	m3	vol	eco
73	0,527	3	01017010290

RETAIL			
Case	Fronts		Back 621923
BX/LM	LM	5280	
	LB	5760	

621461

TV Unit 02 2DD



- 2 Drop-Down Doors
- Metal Foot and Motif always in LF Finish
- Back LEDs (optional)

**W:70 7/8" H:21 5/8" D:17 3/4"**

kg	m3	vol	eco
64	0,527	3	01017010290

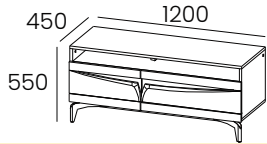
RETAIL			
Case	Fronts		Back 621923
BX/LM	LM	4920	
	LB	5400	

# IRIS

## TV Unit

621462

TV Unit 03 1N + 2D



**W:47 1/4" H:21 5/8" D:17 3/4"**

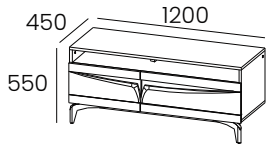
kg	m3	vol	eco
61	0,359	3	01017010290

- 1 Niche and 2 Drawers
- Metal Foot and Motif always in LF Finish
- Back and Niche LEDs (optional)

RETAIL			
Case	Fronts		
BX/LM	LM	4620	Back 621921 420
	LB	4920	Niche 621927 240

621463

TV Unit 03 1N + 1D + 1DD



**W:47 1/4" H:21 5/8" D:17 3/4"**

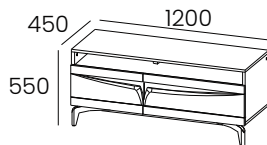
kg	m3	vol	eco
56	0,359	3	01017010280

- 1 Niche, 1 Drawer and 1 Drop-Down Door
- Metal Foot and Motif always in LF Finish
- Back and Niche LEDs (optional)

RETAIL			
Case	Fronts		
BX/LM	LM	4500	Back 621921 420
	LB	4800	Niche 621927 240

621464

TV Unit 03 1N + 2DD



**W:47 1/4" H:21 5/8" D:17 3/4"**

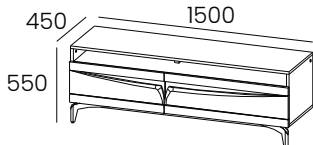
kg	m3	vol	eco
50	0,359	3	01017010280

- 1 Drawer and 2 Drop-Down Doors
- Metal Foot and Motif always in LF Finish
- Back and Niche LEDs (optional)

RETAIL			
Case	Fronts		
BX/LM	LM	4440	Back 621921 420
	LB	4740	Niche 621927 240

621465

Unit 03 1N + 2D



**W:59" H:21 5/8" D:17 3/4"**

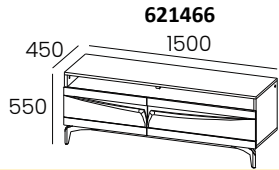
kg	m3	vol	eco
73	0,443	3	01017010290

- 1 Niche and 2 Drawers
- Metal Foot and Motif always in LF Finish
- Back and Niche LEDs (optional)

RETAIL			
Case	Fronts		
BX/LM	LM	5040	Back 621922 480
	LB	5400	Niche 621928 240

# IRIS

## TV Unit



621466

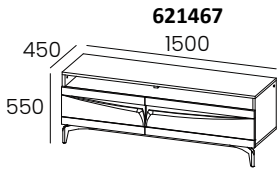
TV Unit 03 1N + 1D + 1DD

- 1 Niche, 1 Drawer and 1 Drop-Down Door
- Metal Foot and Motif always in LF Finish
- Back and Niche LEDs (optional)

**W:59" H:21 5/8" D:17 3/4"**

kg	m3	vol	eco
66	0,443	3	01017010290

RETAIL			
Case	Fronts		Back 621922 480
BX/LM	LM	4920	
	LB	5280	



621467

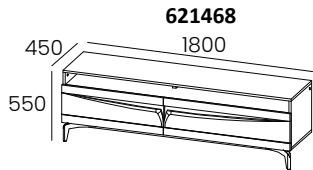
TV Unit 03 1N + 2DD

- 1 Niche and 2 Drop-Down Doors
- Metal Foot and Motif always in LF Finish
- Back and Niche LEDs (optional)

**W:59" H:21 5/8" D:17 3/4"**

kg	m3	vol	eco
61	0,443	3	01017010290

RETAIL			
Case	Fronts		Back 621922 480
BX/LM	LM	4860	
	LB	5220	



621468

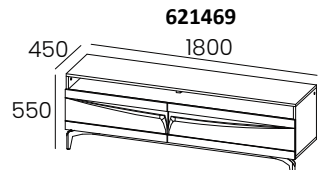
TV Unit 03 1N + 2D

- 1 Niche and 2 Drawers
- Metal Foot and Motif always in LF Finish
- Back and Niche LEDs (optional)

**W:70 7/8" H:21 5/8" D:17 3/4"**

kg	m3	vol	eco
85	0,512	3	01017010290

RETAIL			
Case	Fronts		Back 621923 540
BX/LM	LM	5640	
	LB	6000	



621469

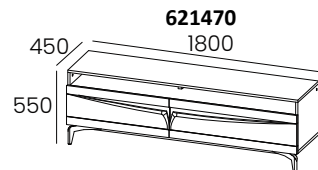
TV Unit 03 1N + 1D + 1DD

- 1 Niche, 1 Drawer and 1 Drop-Down Door
- Metal Foot and Motif always in LF Finish
- Back and Niche LEDs (optional)

**W:70 7/8" H:21 5/8" D:17 3/4"**

kg	m3	vol	eco
77	0,512	3	01017010290

RETAIL			
Case	Fronts		Back 621923 540
BX/LM	LM	5520	
	LB	5880	



621470

TV Unit 03 1N + 2DD

- 1 Niche and 2 Drop-Down Doors
- Metal Foot and Motif always in LF Finish
- Back and Niche LEDs (optional)

**W:70 7/8" H:21 5/8" D:17 3/4"**

kg	m3	vol	eco
65	0,512	3	01017010290

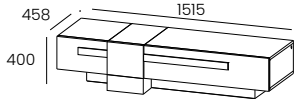
RETAIL			
Case	Fronts		Back 621923 540
BX/LM	LM	5400	
	LB	5760	

# BRISTOL

## TV Unit

**801401**

**Unit TV 01 2D**



**W:59 5/8" H:15 3/4" D:18"**

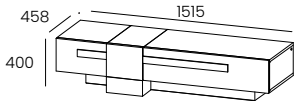
kg	m3	vol	eco
52	0,375	1	01017010280

- 2 Drawers
- TA Finish only available on the Door and base vertical
- LF Finish
- lighting Baseboard (optional)
- Plinth in

RETAIL				
Case	Fronts	Front Horizontal Accents & Top Accent		Baseboard 801911
BX/LM	BX/LM	BX/LM	3660	
		LB	3780	
	LB	BX/LM	3900	
		LB	4020	

**801402**

**Unit TV 01 1D + 1DD**



**W:59 5/8" H:15 3/4" D:18"**

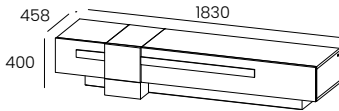
kg	m3	vol	eco
45	0,375	1	01017010280

- 1 Drawer and 1 Drop Down Door
- TA Finish only available on the Door and base vertical
- LF Finish
- lighting Baseboard (optional)
- Plinth in

RETAIL				
Case	Fronts	Front Horizontal Accents & Top Accent		Baseboard 801911
BX/LM	BX/LM	BX/LM	3600	
		LB	3720	
	LB	BX/LM	3840	
		LB	3960	

**801403**

**Unit TV 01 2D**



**W:72" H:15 3/4" D:18"**

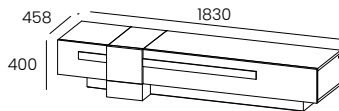
kg	m3	vol	eco
60	0,450	1	01017010280

- 2 Drawers
- TA Finish only available on the Door and base vertical
- LF Finish
- lighting Baseboard (optional)
- Plinth in

RETAIL				
Case	Fronts	Front Horizontal Accents & Top Accent		Baseboard 801912
BX/LM	BX/LM	BX/LM	3900	
		LB	4020	
	LB	BX/LM	4140	
		LB	4260	

**801404**

**Unit TV 01 1D + 1DD**



**W:72" H:15 3/4" D:18"**

kg	m3	vol	eco
51	0,450	1	01017010280

- 1 Drawer and 1 Drop Down Door
- TA Finish only available on the Door and base vertical
- LF Finish
- lighting Baseboard (optional)
- Plinth in

RETAIL				
Case	Fronts	Front Horizontal Accents & Top Accent		Baseboard 801912
BX/LM	BX/LM	BX/LM	3780	
		LB	3900	
	LB	BX/LM	4020	
		LB	4140	

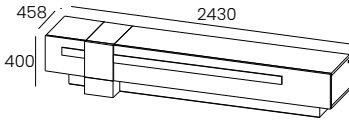


# BRISTOL

## TV Unit

**801405**


**Unit TV 01 3D**



- 3 Drawers
- TA Finish only available on the Door and base vertical
- Plinth in LF Finish
- lighting Baseboard (optional)

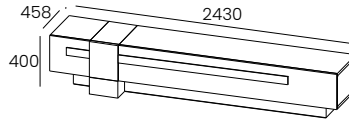
**W:95 5/8" H:15 3/4" D:18"**

kg	m3	vol	eco
79	0,593	1	01017010290

RETAIL				
Case	Fronts	Front Horizontal Accents & Top Accent		 Baseboard 801913
BX/LM	BX/LM	BX/LM	4920	
		LB	5040	
LB	LB	BX/LM	5280	
		LB	5400	

**801406**


**Unit TV 01 1T + 2DD**



- 1 Drawer and 2 Drop Down Doors
- TA Finish only available on the Door and base vertical
- Plinth in LF Finish
- lighting Baseboard (optional)

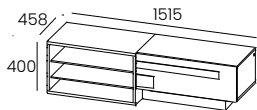
**W:95 5/8" H:15 3/4" D:18"**

kg	m3	vol	eco
62	0,593	1	01017010290

RETAIL				
Case	Fronts	Front Horizontal Accents & Top Accent		 Baseboard 801913
BX/LM	BX/LM	BX/LM	4740	
		LB	4860	
LB	LB	BX/LM	5100	
		LB	5220	

**801407**


**Unit TV 02 1N + 1D**



- 1 Niche and 1 Drawer
- 2 Shelf Fixeds in Glass
- Plinth in LF Finish
- lighting Baseboard and Niche (optional)

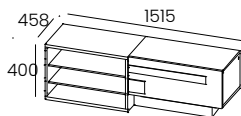
**W:59 5/8" H:15 3/4" D:18"**

kg	m3	vol	eco
67	0,375	1	01017010290

RETAIL					
Case	Fronts	Front Horizontal Accents & Top Accent		 Baseboard 801914	
BX/LM	BX/LM	BX/LM	3240		300
		LB	3480		
LB	LB	BX/LM	3420	Niche 801915	
		LB	3660		

**801408**


**Unit TV 02 1N + 1DD**



- 1 Niche and 1 Drop Down Door
- 2 Shelf Fixeds in Glass
- Plinth in LF Finish
- lighting Baseboard and Niche (optional)

**W:59 5/8" H:15 3/4" D:18"**

kg	m3	vol	eco
57	0,375	1	01017010280

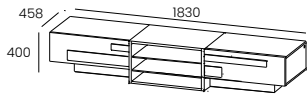
RETAIL					
Case	Fronts	Front Horizontal Accents		 Baseboard 801914	
BX/LM	BX/LM	BX/LM	3060		300
		LB	3300		
LB	LB	BX/LM	3240	Niche 801915	
		LB	3480		

# BRISTOL

## TV Unit

801409


Unit TV 01 1DD + 1N + 1DD



- 2 Drop Down Doors and 1 Niche
- 2 Shelf Fixeds in Glass
- lighting Baseboard or Niche (optional)

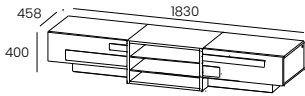
**W:72" H:15 3/4" D:18"**

kg	m3	vol	eco
70	0,450	1	01017010290

RETAIL				
Case	Fronts	Front Horizontal Accents		
BX/LM	BX/LM	BX/LM	4260	Baseboard 801916 360
		LB	4500	
	LB	BX/LM	4500	Niche 801917 300
		LB	4740	

801410


Unit TV 01 1D + 1N + 1DD



- 1 Drawer , 1 Niche and 1 Drop Down Door
- 2 Shelf Fixeds in Glass
- lighting Baseboard or Niche (optional)

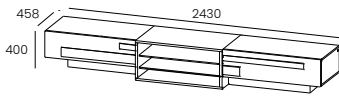
**W:72" H:15 3/4" D:18"**

kg	m3	vol	eco
79	0,450	1	01017010290

RETAIL				
Case	Fronts	Front Horizontal Accents		
BX/LM	BX/LM	BX/LM	4320	Baseboard 801916 360
		LB	4560	
	LB	BX/LM	4560	Niche 801917 300
		LB	4800	

801411


Unit TV 02 1DD + 1N + 1DD



- 2 Drop Down Doors and 1 Niche
- 2 Shelf Fixeds in Glass
- lighting Baseboard or Niche(optional)

**W:95 5/8" H:15 3/4" D:18"**

kg	m3	vol	eco
86	0,593	1	01017010290

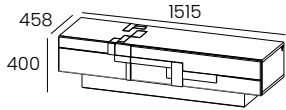
RETAIL				
Case	Fronts	Front Horizontal Accents		
BX/LM	BX/LM	BX/LM	4740	Baseboard 801918 420
		LB	4980	
	LB	BX/LM	4980	Niche 801919 300
		LB	5220	

# WEMBLEY

## TV Unit

851401

TV Unit 01 2D



- 2 Drawers
- Accents always in BX or TA-278 Finish
- LEDs Baseboard (optional)

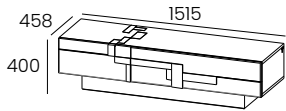
**W:59 5/8" H:15 3/4" D:18"**

kg	m3	vol	eco
50	0,352	1	01017010280

RETAIL		
Case & Plinth + Fronts		Baseboard 851911
BX/LM + LM	3660	
BX/LM + LB	3900	300

851402

TV Unit 01 1D + 1DD



- 1 Drawer and 1 Drop Down Door
- Accents always in BX or TA-278 Finish
- LEDs Baseboard (optional)

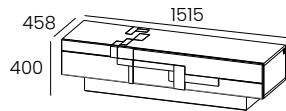
**W:59 5/8" H:15 3/4" D:18"**

kg	m3	vol	eco
43	0,352	1	01017010280

RETAIL		
Case & Plinth + Fronts		Baseboard 851911
BX/LM + LM	3600	
BX/LM + LB	3840	300

851413

TV Unit 01 2DD



- 2 Drop Down Doors
- Accents always in BX or TA-278 Finish
- LEDs Baseboard (optional)

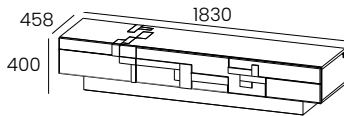
**W:59 5/8" H:15 3/4" D:18"**

kg	m3	vol	eco
38	0,352	1	01017010270

RETAIL		
Case & Plinth + Fronts		Baseboard 851911
BX/LM + LM	3540	
BX/LM + LB	3780	300

851403

TV Unit 01 2D



- 2 Drawers
- Accents always in BX or TA-278 Finish
- LEDs Baseboard (optional)

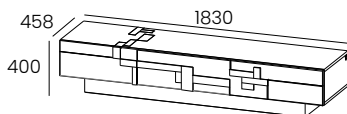
**W:72" H:15 3/4" D:18"**

kg	m3	vol	eco
58	0,423	1	01017010280

RETAIL		
Case & Plinth + Fronts		Baseboard 851912
BX/LM + LM	3900	
BX/LM + LB	4140	360

851404

TV Unit 01 1D + 1DD



- 1 Drawer and 1 Drop Down Door
- Accents always in BX or TA-278 Finish
- LEDs Baseboard (optional)

**W:72" H:15 3/4" D:18"**

kg	m3	vol	eco
49	0,423	1	01017010280

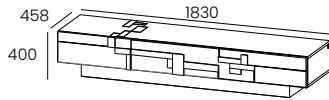
RETAIL		
Case & Plinth + Fronts		Baseboard 851912
BX/LM + LM	3780	
BX/LM + LB	4020	360

# WEMBLEY

## TV Unit

851414


TV Unit 01 2DD



- 2 Drop Down Doors
- Front Accents always in BX or TA-278 Finish
- LEDs Baseboard (optional)

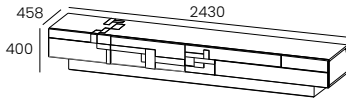
**W:72" H:15 3/4" D:18"**

kg	m3	vol	eco
44	0,423	1	01017010280

RETAIL		
Case & Plinth + Fronts		 Baseboard 851912
BX/LM + LM	3660	
BX/LM + LB	3900	

851405


TV Unit 01 3D



- 3 Drawers
- Front Accents always in BX or TA-278 Finish
- LEDs Baseboard (optional)

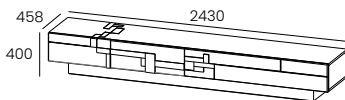
**W:95 5/8" H:15 3/4" D:18"**

kg	m3	vol	eco
79	0,558	1	01017010290

RETAIL		
Case & Plinth + Fronts		 Baseboard 851913
BX/LM + LM	4920	
BX/LM + LB	5280	

851406


TV Unit 01 2D + 1DD



- 2 Drawers and 1 Drop Down Door
- Front Accents always in BX or TA-278 Finish
- LEDs Baseboard (optional)

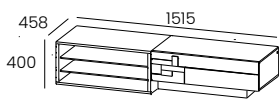
**W:95 5/8" H:15 3/4" D:18"**

kg	m3	vol	eco
71	0,558	1	01017010290

RETAIL		
Case & Plinth + Fronts		 Baseboard 851913
BX/LM + LM	4692	
BX/LM + LB	5100	

851407


TV Unit 02 1N + 1D



- 1 Niche and 1 Drawer
- 2 Fixed Glass Shelves
- Front Accents always in BX or TA-278 Finish
- LEDs Baseboard and Niche (optional)

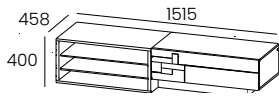
**W:59 5/8" H:15 3/4" D:18"**

kg	m3	vol	eco
51	0,359	1	01017010280

RETAIL		
Case & Plinth + Fronts		 Baseboard 851914 300 Niche 851915 300
BX/LM + LM	3240	
BX/LM + LB	3420	

851408


TV Unit 02 1N + 1DD



- 1 Niche and 1 Drop Down Door
- 2 Fixed Glass Shelves
- Front Accents always in BX or TA-278 Finish
- LEDs Baseboard and Niche (optional)

**W:59 5/8" H:15 3/4" D:18"**

kg	m3	vol	eco
44	0,359	1	01017010280

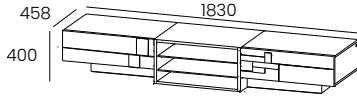
RETAIL		
Case & Plinth + Fronts		 Baseboard 851914 300 Niche 851915 300
BX/LM + LM	3060	
BX/LM + LB	3240	

# WEMBLEY

## TV Unit

851409


TV Unit 02 1D + 1N + 1D



- 2 Drawers and 1 Niche
- 2 Fixed Glass Shelves
- Front Accent always in BX or TA-278 Finish
- LEDs Baseboard and Niche (optional)

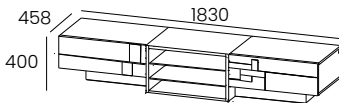
**W:72" H:15 3/4" D:18"**

kg	m3	vol	eco
44	0,359	1	01017010280

RETAIL		
Case & Plinth + Fronts		 Baseboard 851916 360
BX/LM + LM	4380	
BX/LM + LB	4620	Niche 851917 300

851410


TV Unit 02 1DD + 1N + 1DD



- 2 Drop Down Doors and 1 Niche
- 2 Fixed Glass Shelves
- Front Accent always in BX or TA-278 Finish
- LEDs Baseboard and Niche (optional)

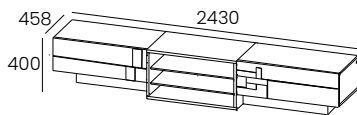
**W:72" H:15 3/4" D:18"**

kg	m3	vol	eco
54	0,431	1	01017010280

RETAIL		
Case & Plinth + Fronts		 Baseboard 851916 360
BX/LM + LM	4260	
BX/LM + LB	4500	Niche 851917 300

851411


TV Unit 02 1D + 1N + 1D



- 2 Drawers and 1 Niche
- 2 Fixed Glass Shelves
- Front Accent always in BX or TA-278 Finish
- LEDs Baseboard and Niche (optional)

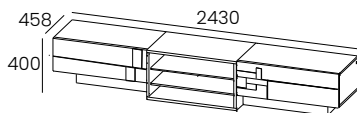
**W:95 5/8" H:15 3/4" D:18"**

kg	m3	vol	eco
80	0,431	1	01017010290

RETAIL		
Case & Plinth + Fronts		 Baseboard 851918 420
BX/LM + LM	4860	
BX/LM + LB	5100	Niche 851919 300

851412


TV Unit 02 1DD + 1N + 1DD



- 2 Drop Down Doors and 1 Niche
- 2 Fixed Glass Shelves
- Front Accent always in BX or TA-278 Finish
- LEDs Baseboard and Niche (optional)

**W:95 5/8" H:15 3/4" D:18"**

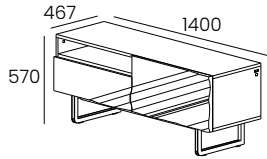
kg	m3	vol	eco
67	0,431	1	01017010290

RETAIL		
Case & Plinth + Fronts		 Baseboard 851918 420
BX/LM + LM	4740	
BX/LM + LB	4980	Niche 851919 300

# MIRAGE

## TV Unit

**861404**




**TV Unit 01 Left 1DD+1N+1DD**

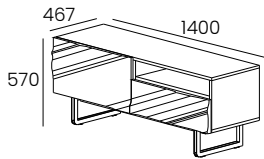
- 1 Drop-Down Door, 1 Niche and 1 Drop-Down Door
- Foot always in LF Finish
- Fronts always in Lacquer Finish, LM or LB
- Niche LEDs (optional)

**W:55 1/8" H:22 1/2" D:18 3/8"**

kg	m3	vol	eco
58	0,453	2	01017010280

RETAIL		
Case + Fronts		 Niche 861914  180
BX + LM	4,680	
BX + LB	5,160	
LM + LM	4,860	
LM + LB	5,340	

**861414**




**TV Unit 01 Right 1DD+1N+1DD**

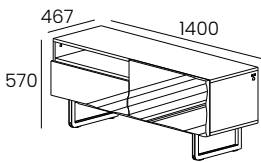
- 1 Drop-Down Door, 1 Niche and 1 Drop-Down Door
- Foot always in LF Finish
- Fronts always in Lacquer Finish, LM or LB
- Niche LEDs (optional)

**W:55 1/8" H:22 1/2" D:18 3/8"**

kg	m3	vol	eco
58	0,453	2	01017010280

RETAIL		
Case + Fronts		 Niche 861914  180
BX + LM	4,680	
BX + LB	5,160	
LM + LM	4,860	
LM + LB	5,340	

**861405**




**TV Unit 01 Left 1D+1N+1DD**

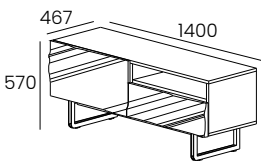
- 1 Drawer, 1 Niche and 1 Drop-Down Door
- Drawer with smoves system and partial Extraction
- Foot always in LF Finish
- Fronts always in Lacquer Finish, LM or LB
- Niche LEDs (optional)

**W:55 1/8" H:22 1/2" D:18 3/8"**

kg	m3	vol	eco
63	0,453	2	01017010290

RETAIL		
Case + Fronts		 Niche 861914  180
BX + LM	4,980	
BX + LB	5,220	
LM + LM	5,160	
LM + LB	5,400	

**861415**




**TV Unit 01 Right 1D+1N+1DD**

- 1 Drawer, 1 Niche and 1 Drop-Down Door
- Drawer with smoves system and partial Extraction
- Foot always in LF Finish
- Fronts always in Lacquer Finish, LM or LB
- Niche LEDs (optional)

**W:55 1/8" H:22 1/2" D:18 3/8"**

kg	m3	vol	eco
63	0,453	2	01017010290

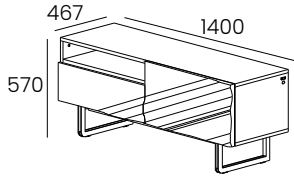
RETAIL		
Case + Fronts		 Niche 861914  180
BX + LM	4,980	
BX + LB	5,220	
LM + LM	5,160	
LM + LB	5,400	

# MIRAGE

## TV Unit

861406


TV Unit 01 Left 1DD+1N+1D



- 1 Drop-Down Door, 1 Niche and 1 Drawer
- Drawer with smoves system and partial Extraction
- legs always in LF Finish
- Fronts always in Lacquer Finish, LM or LB
- Niche LEDs (optional)

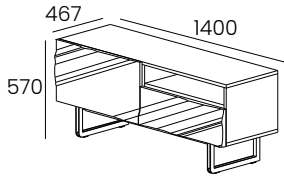
W:55 1/8" H:22 1/2" D:18 3/8"

kg	m3	vol	eco
63	0,453	2	01017010290

RETAIL		
Case + Fronts		 Niche 861914  180
BX + LM	4,920	
BX + LB	5,160	
LM + LM	5,100	
LM + LB	5,340	

861416


TV Unit 01 Left 1DD+1N+1D



- 1 Drop-Down Door, 1 Niche and 1 Drawer
- Drawer with smoves system and partial Extraction
- legs always in LF Finish
- Fronts always in Lacquer Finish, LM or LB
- Niche LEDs (optional)

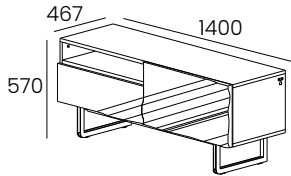
W:55 1/8" H:22 1/2" D:18 3/8"

kg	m3	vol	eco
63	0,453	2	01017010290

RETAIL		
Case + Fronts		 Niche 861914  180
BX + LM	4,920	
BX + LB	5,160	
LM + LM	5,100	
LM + LB	5,340	

861407


TV Unit 01 Left 1D+1N+1D



- 1 Drawer, 1 Niche and 1 Drawer
- Drawers with smoves system and partial Extraction
- Foot always in LF Finish
- Fronts always in Lacquer Finish, LM or LB
- Niche LEDs (optional)

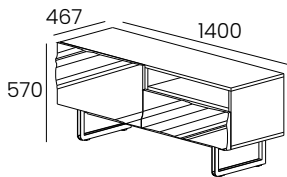
W:55 1/8" H:22 1/2" D:18 3/8"

kg	m3	vol	eco
71	0,453	2	01017010290

RETAIL		
Case + Fronts		 Niche 861914  180
BX + LM	4,980	
BX + LB	5,220	
LM + LM	5,160	
LM + LB	5,400	

861417


TV Unit 01 Right 1D+1N+1D



- 1 Drawer, 1 Niche and 1 Drawer
- Drawers with smoves system and partial Extraction
- Foot always in LF Finish
- Fronts always in Lacquer Finish, LM or LB
- Niche LEDs (optional)

W:55 1/8" H:22 1/2" D:18 3/8"

kg	m3	vol	eco
71	0,453	2	01017010290

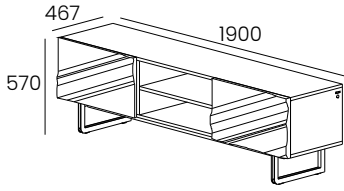
RETAIL		
Case + Fronts		 Niche 861914  180
BX + LM	4,980	
BX + LB	5,220	
LM + LM	5,160	
LM + LB	5,400	

# MIRAGE

## TV Unit

**861401**


**TV Unit 01 1DD+1N+1DD**



- 1 Drop-Down Door, 1 Niche and 1 Drop-Down Door
- 1 Fixed Shelf in BX or LM Finish in the Niche
- Foot always in LF Finish
- Fronts always in Lacquer Finish, LM or LB
- Niche LEDs (optional)

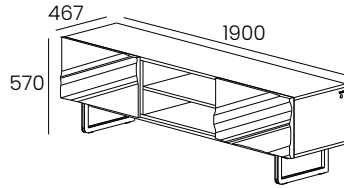
**W:74 7/8" H:22 1/2" D:18 3/8"**

kg	m3	vol	eco
68	0,621	2	01017010290

RETAIL		
Case + Fronts		 Niche 861913  180
BX + LM	5,460	
BX + LB	5,820	
LM + LM	5,580	
LM + LB	6,120	

**861402**


**TV Unit 01 1D+1N+1D**



- 1 Drawer, 1 Niche and 1 Drawer
- Drawers with smoves system and partial Extraction
- 1 Fixed Shelf in BX or LM Finish in the Niche
- Foot always in LF Finish
- Fronts always in Lacquer Finish, LM or LB
- Niche LEDs (optional)

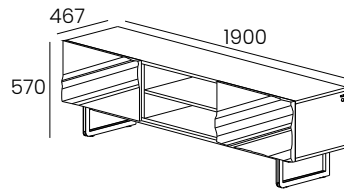
**W:74 7/8" H:22 1/2" D:18 3/8"**

kg	m3	vol	eco
79	0,621	2	01017010290

RETAIL		
Case + Fronts		 Niche 861913  180
BX + LM	5,580	
BX + LB	5,820	
LM + LM	5,760	
LM + LB	6,120	

**861403**


**TV Unit 01 1D+1N+1DD**



- 1 Drawer, 1 Niche and 1 Drop-Down Door
- Drawers with smoves system and partial Extraction
- 1 Fixed Shelf in BX or LM Finish in the Niche
- Foot always in LF Finish
- Fronts always in Lacquer Finish, LM or LB
- Niche LEDs (optional)

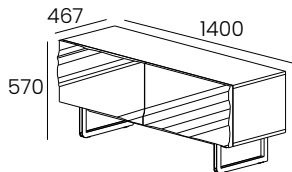
**W:74 7/8" H:22 1/2" D:18 3/8"**

kg	m3	vol	eco
75	0,621	2	01017010290

RETAIL		
Case + Fronts		 Niche 861913  180
BX + LM	5,580	
BX + LB	5,820	
LM + LM	5,760	
LM + LB	6,120	

**861411**

**TV Unit 02 2DD**



- 2 Drop-Down Doors
- Foot always in LF Finish
- Fronts always in Lacquer Finish, LM or LB

**W:55 1/8" H:22 1/2" D:18 3/8"**

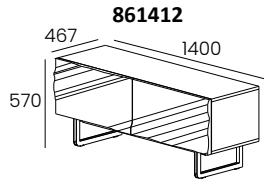
kg	m3	vol	eco
54	0,453	2	01017010280

RETAIL		
Case + Fronts		
BX + LM	4,560	
BX + LB	4,800	
LM + LM	4,680	
LM + LB	4,920	



# MIRAGE

## TV Unit



861412

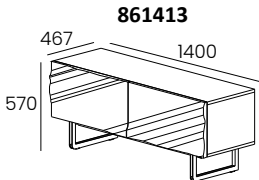
TV Unit 02 2D

- 2 Drawers
- Drawers with smoves system and partial Extraction
- Foot always in LF Finish
- Fronts always in Lacquer Finish, LM or LB

W:55 1/8" H:22 1/2" D:18 3/8"

kg	m3	vol	eco
66	0,453	2	01017010290

RETAIL	
Case + Fronts	
BX + LM	4,620
BX + LB	4,920
LM + LM	4,740
LM + LB	4,980



861413

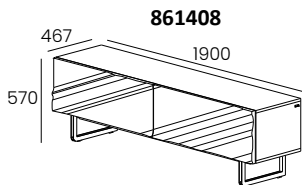
55 1/8" TV Unit 02 1D+1DD

- 1 Drawer and 1 Drop-Down Door
- Drawer with smoves system and partial Extraction
- Foot always in LF Finish
- Fronts always in Lacquer Finish, LM or LB

W:55 1/8" H:22 1/2" D:18 3/8"

kg	m3	vol	eco
60	0,453	2	01017010280

RETAIL	
Case + Fronts	
BX + LM	4,620
BX + LB	4,860
LM + LM	4,680
LM + LB	4,920



861408

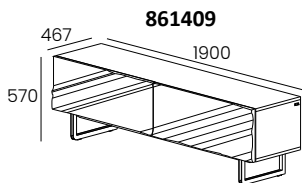
TV Unit 02 2DD

- 2 Drop-Down Doors
- Foot always in LF Finish
- Fronts always in Lacquer Finish, LM or LB

W:74 7/8" H:22 1/2" D:18 3/8"

kg	m3	vol	eco
64	0,621	2	01017010290

RETAIL	
Case + Fronts	
BX + LM	5,280
BX + LB	5,520
LM + LM	5,400
LM + LB	5,640



861409

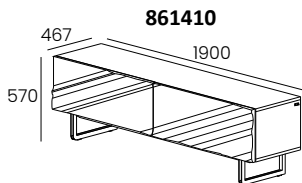
TV Unit 02 2D

- 2 Drawers
- Drawers with smoves system and partial Extraction
- Foot always in LF Finish
- Fronts always in Lacquer Finish, LM or LB

W:74 7/8" H:22 1/2" D:18 3/8"

kg	m3	vol	eco
79	0,621	2	01017010290

RETAIL	
Case + Fronts	
BX + LM	5,460
BX + LB	5,760
LM + LM	5,580
LM + LB	5,880



861410

TV Unit 02 1D+1DD

- 1 Drawer and 1 Drop-Down Door
- Drawer with smoves system and partial Extraction
- Foot always in LF Finish
- Fronts always in Lacquer Finish, LM or LB

W:74 7/8" H:22 1/2" D:18 3/8"

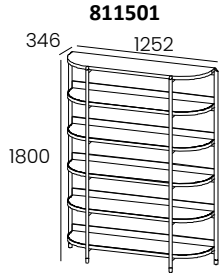
kg	m3	vol	eco
72	0,621	2	01017010290

RETAIL	
Case + Fronts	
BX + LM	5,400
BX + LB	5,640
LM + LM	5,520
LM + LB	5,760

# SHOWCASE MODULES

# NEWPORT/NEWTOWN

## Showcase Modules



**Bookcase NEWPORT**

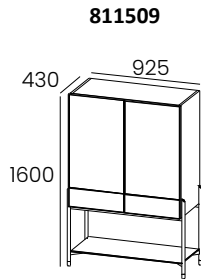
- Top Shelf always in BX or BX-280 Finish
- 5 Shelves in BX, BX-280 or CM Finish
- Metal Foot always in LF and Brass Finish

**W:49 1/4" H:70 7/8" D:13 5/8"**

kg m3 vol eco

BX 144 BX 01017010300  
CM 158 1.459 1 CM 01017010310

RETAIL	
Shelves	Foot
	LF
BX/BX-280	6138
CM-S01	7590
CM-S03	
CM-S04	9570




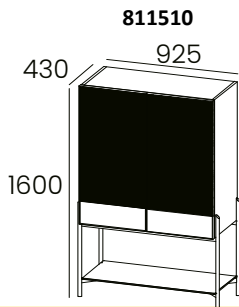
**Bar NEWPORT**

- 1 Drawer and 1 Shelf in BX or BX-280 Finish
- 1 Removable Glass Shelf
- 1 Fixed Shelf in Transparent, Gray or Bronze Glass
- with bar storage
- Metal Foot always in LF and Brass Finish
- Metal Frame in LF Finish
- Fronts in BX, BX-280 or LM and CM Finish
- Interior LEDs (optional)

**W:36 1/2" H:63" D:17"**

kg m3 vol eco  
187 1,040 1 01017010310

RETAIL				
Case	Fronts		Interior 811902	
BX/LM	BX/BX-280/LM+CM-S01	9240		
	BX/LM+CM-S03			
	BX/LM+CM-S04	10230	924	
	BX/LM+RATTAN	9540		




**Showcase NEWPORT**

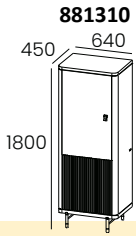
- 3 Removable Glass Shelf
- 1 Fixed Shelf in Transparent, Gray or Bronze Glass
- Metal Foot always in LF and Brass Finish
- Metal Frame in LF Finish
- Fronts in BX, BX-280, LM, CM or RATTAN Finish
- Interior LEDs (optional)

**W:36 1/2" H:63" D:17"**

kg m3 vol eco  
187 1,040 1 01017010310

RETAIL				
Case	Fronts		Interior 811907	
BX/LM	BX/BX-280/LM+CM-S01	7044		
	BX/LM+CM-S03			
	BX/LM+CM-S04	8034	924	
	BX/LM+RATTAN	7350		

Showcase Modules



881310

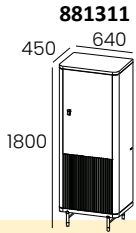
Left Module x21

- 1 Door
- Rail Doors on the Left
- 3 Removable Glass Shelves
- 1 Fixed Shelf in BX or LM
- Foot in Metal always in LF and Brass Finish
- Handles Noir PX-001 or Brown PX-002.

W:25 1/4" H:70 7/8" D:17 3/4"

kg	m3	vol	eco
113	0,610	2	01017010300

RETAIL		
Case	Fronts	
BX/LM	BX/LM	5520
	BX-280	5640
BX-280	LM	5640
	BX-280	6060



881311

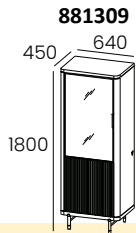
Right Module x21

- 1 Door
- Rail Doors on the Right
- 3 Removable Glass Shelves
- 1 Fixed Shelf in BX or LM
- Foot in Metal always in LF and Brass Finish
- Handles Noir PX-001 or Brown PX-002.

W:25 1/4" H:70 7/8" D:17 3/4"

kg	m3	vol	eco
113	0,610	2	01017010300

RETAIL		
Case	Slatted	
BX/LM	BX/LM	5520
	BX-280	5640
BX-280	LM	5640
	BX-280	6060



881309

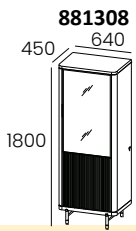
Left Module x25

- 1 Door and 1 Glass Door
- Rail Doors on the Left
- 3 Removable Glass Shelves
- 1 Fixed Shelf in BX or LM
- Foot in Metal always in LF and Brass Finish
- Handles Noir PX-001 or Brown PX-002.

W:25 1/4" H:70 7/8" D:17 3/4"

kg	m3	vol	eco
98	0,657	3	01017010290

RETAIL			
Case	Slatted		Interior 881905
BX/LM	BX/LM	6300	
	BX-280	6360	
BX-280	LM	6360	
	BX-280	6600	



881308

Right Module x25

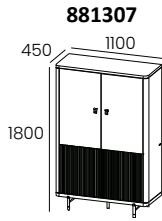
- 1 Door and 1 Glass Door
- Rail Doors on the Right
- 3 Removable Glass Shelves
- 1 Fixed Shelf in BX or LM
- Foot in Metal always in LF and Brass Finish
- Handles Noir PX-001 or Brown PX-002.

W:25 1/4" H:70 7/8" D:17 3/4"

kg	m3	vol	eco
98	0,657	3	01017010290

RETAIL			
Case	Slatted		Interior 881905
BX/LM	BX/LM	6300	
	BX-280	6360	
BX-280	LM	6360	
	BX-280	6600	

Showcase Modules



**881307**

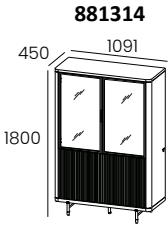
**Module x01**

- 2 Doors
- 5 Removable Glass Shelves
- 2 Fixed Shelves in BX or LM
- Foot in Metal always in LF and Brass Finish
- Handles Noir PX-001 or Brown PX-002.

**W:43 3/8" H:70 7/8" D:17 3/4"**

kg	m3	vol	eco
156	1,012	2	01017010310

RETAIL		
Case	Slatted	
BX/LM	BX/LM	8580
	BX-280	8700
BX-280	LM	8700
	BX-280	9300



**881314**

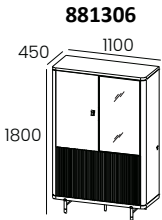
**Module x02**

- 2 Glass Doors and 2 Doors
- 2 Removable Glass Shelves
- 4 Fixed Glass Shelves
- 2 BX or LM Fixed Shelves
- Foot in Metal always in LF and Brass Finish
- Handles Noir PX-001 or Brown PX-002.
- Shelf LEDs (optional).

**W:43" H:70 7/8" D:17 3/4"**

kg	m3	vol	eco
149	1,101	5	01017010300

RETAIL			
Case	Slatted		Shelf 881913
BX/LM	BX/LM	10440	
	BX-280	10560	
BX-280	LM	10560	
	BX-280	10620	



**881306**

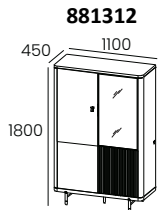
**Module x05**

- 2 Doors and 1 Glass Door
- 3 Removable Glass Shelves
- 2 Fixed Glass Shelves
- 2 Fixed Shelves in BX or LM
- Foot in Metal always in LF and Brass Finish
- Handles Noir PX-001 or Brown PX-002.
- LEDs on the Shelf (optional).

**W:43 3/8" H:70 7/8" D:17 3/4"**

kg	m3	vol	eco
145	1,056	3	01017010300

RETAIL			
Case	Slatted		Shelf 881907
BX/LM	BX/LM	9720	
	BX-280	9840	
BX-280	LM	9840	
	BX-280	9960	



**881312**

**Module x04**

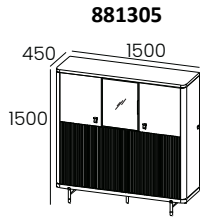
- 2 Doors and 1 Glass Door
- 3 Removable Glass Shelves
- 2 Fixed Glass Shelves
- 2 Fixed Shelves in BX or LM
- Foot in Metal always in LF and Brass Finish
- Handles Noir PX-001 or Brown PX-002.
- LEDs on the Shelf (optional).

**W:43 3/8" H:70 7/8" D:17 3/4"**

kg	m3	vol	eco
150	1,056	3	01017010310

RETAIL			
Case	Slatted		Shelf 881907
BX/LM	BX/LM	8880	
	BX-280	9000	
BX-280	LM	9000	
	BX-280	9120	

**Showcase Modules**



**881305**

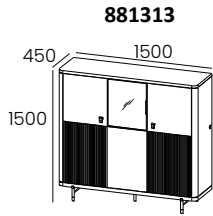
**Module x03**

- 3 Doors and 1 Glass Door
- 5 Removable Glass Shelves
- 1 Fixed Glass Shelves
- 3 Fixed Shelves in BX or LM
- Foot in Metal always in LF and Brass Finish
- Handles Noir PX-001 or Brown PX-002.
- LEDs on the Shelf (optional).

**W:59" H:59" D:17 3/4"**

kg	m3	vol	eco
167	1,142	3	01017010310

RETAIL			
Case	Slatted		Shelf 881908
BX/LM	BX/LM	10620	
	BX-280	10800	
BX-280	LM	10800	
	BX-280	10860	



**881313**

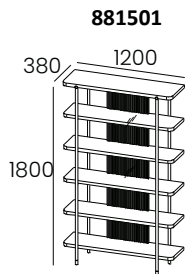
**Module x06**

- 3 Doors and 1 Glass Door
- 5 Removable Glass Shelves
- 1 Fixed Glass Shelves
- 3 Fixed Shelves in BX or LM
- Foot in Metal always in LF and Brass Finish
- Handles Noir PX-001 or Brown PX-002.
- LEDs on the Shelf (optional).

**W:59" H:59" D:17 3/4"**

kg	m3	vol	eco
171	1,142	3	01017010310

RETAIL			
Case	Slatted		Shelf 881908
BX/LM	BX/LM	10200	
	BX-280	10380	
BX-280	LM	10380	
	BX-280	10800	



**881501**

**Bookcase**

- 5 Fixed Shelves in BX or LM Finish
- Slatted in BX or LM Finish
- Foot in Metal always in LF and Brass Finish.

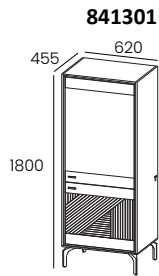
**W:47 1/4" H:70 7/8" D:15"**

kg	m3	vol	eco
85	0,994	1	01017010290

RETAIL			
Foot	Shelves	Slatted	
LF	BX/LM	BX/LM	7980
		BX-280	8220
	BX-280	LM	8220
		BX-280	8340

# SANTANA

## Showcase Modules



**841301**

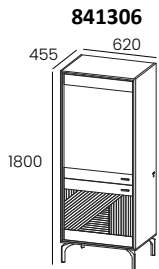
**Right Module x21**

- 2 flat Doors
- 3 Removable Glass Shelves
- 1 Fixed Wooden Shelf
- Rail Doors on the Right
- Metal Foot and Handle always in LF Finish

**W:24 1/2" H:70 7/8" D:18"**

kg	m3	vol	eco
80	0,579	2	01017010290

RETAIL	
Case + Fronts	
BX/LM + BX/LM	4920



**841306**

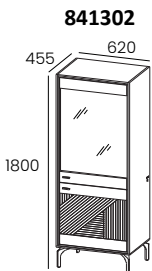
**Left Module x21**

- 2 flat Doors
- 3 Removable Glass Shelves
- 1 Fixed Wooden Shelf
- Rail Doors on the Left
- Metal Foot and Handle always in LF Finish

**W:24 1/2" H:70 7/8" D:18"**

kg	m3	vol	eco
80	0,579	2	01017010290

RETAIL	
Case + Fronts	
BX/LM + BX/LM	4920




**841302**

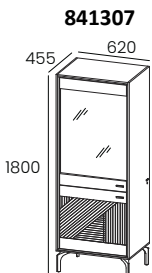
**Right Module x25**

- 1 Glass Door and 1 flat Door
- 3 Removable Glass Shelves
- 1 Fixed Wooden Shelf
- Rail Doors on the Right
- Metal Foot and Handle always in LF Finish
- Interior LEDs (optional)

**W:24 1/2" H:70 7/8" D:18"**

kg	m3	vol	eco
80	0,642	3	01017010290

RETAIL		
Case + Fronts		 Interior 841908
BX/LM + BX/LM	4980	
		420




**841307**

**Left Module x25**

- 1 Glass Door and 1 flat Door
- 3 Removable Glass Shelves
- 1 Fixed Wooden Shelf
- Rail Doors on the Left
- Metal Foot and Handle always in LF Finish
- Interior LEDs (optional)

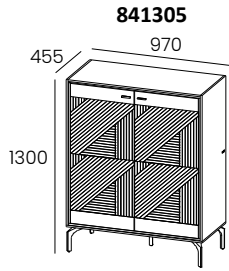
**W:24 1/2" H:70 7/8" D:18"**

kg	m3	vol	eco
80	0,642	3	01017010290

RETAIL		
Possible Finishes		 Interior 841908
BX/LM + BX/LM	4980	
		420

# SANTANA

## Showcase Modules



841305

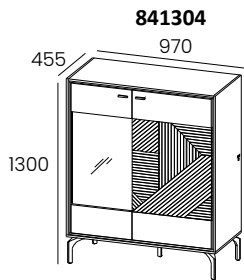
Module x01

- 2 flat Doors
- 4 Removable Glass Shelves
- 2 Fixed Wooden Shelves
- Metal Foot and Handle always in LF Finish

W:38 1/4" H:51 1/4" D:18"

kg	m3	vol	eco
88	0,619	2	01017010290

RETAIL	
Case + Fronts	
BX/LM + BX/LM	5940




841304

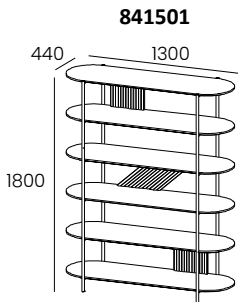
Module x05

- 1 Solid and Glass Door
- 4 Removable Glass Shelves
- 1 Fixed Wooden Shelves
- Metal Foot and Handle always in LF Finish
- Interior LEDs (optional)

W:38 1/4" H:51 1/4" D:18"

kg	m3	vol	eco
84	0,668	3	01017010290

RETAIL		
Case + Fronts		 Interior 841909
BX/LM + BX/LM	5640	



841501

Bookcase

- 5 Fixed Shelves in BX or LM Finish
- Metal Foot always in LF Finish

W:51 1/4" H:70 7/8" D:17 3/8"

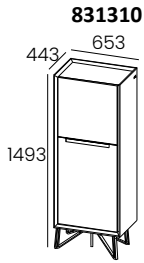
kg	m3	vol	eco
62	1,224	1	01017010290

RETAIL		
Foot	Shelves	
LF	BX/LM	5370



# TAIGA

## Showcase Modules



**831310**

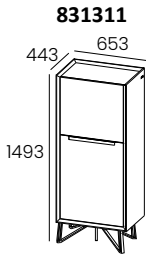
**Left Module x21**

- 1 Door
- 2 Fixed Wooden Shelves
- Rail Doors on the Left
- Metal Foot and Handle always in LF Finish

**W:25 3/4" H:58 3/4" D:17 1/2"**

kg	m3	vol	eco
81	0,577	2	01017010290

RETAIL		
Case	Fronts	
LM	BX/LM	4620
	LB	4860



**831311**

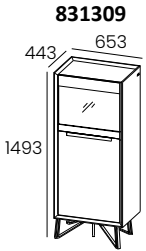
**Right Module x21**

- 1 Door
- 2 Fixed Wooden Shelves
- Rail Doors on the Right
- Metal Foot and Handle always in LF Finish

**W:25 3/4" H:58 3/4" D:17 1/2"**

kg	m3	vol	eco
81	0,577	2	01017010290

RETAIL		
Case	Fronts	
LM	BX/LM	4620
	LB	4860




**831309**

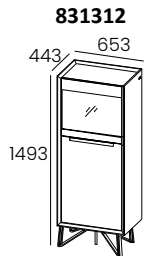
**Left Module x25**

- 1 solid and Glass Door
- 2 Fixed Wooden Shelves
- Rail Doors on the Left
- Metal Foot and Handle always in LF Finish
- Shelf LEDs (optional)

**W:25 3/4" H:58 3/4" D:17 1/2"**

kg	m3	vol	eco
85	0,635	3	01017010290

RETAIL			
Case	Fronts		 Shelf 831904
LM	BX/LM	4920	
	LB	5160	240




**831312**

**Right Module x25**

- 1 solid and Glass Door
- 2 Fixed Wooden Shelves
- Rail Doors on the Right
- Metal Foot and Handle always in LF Finish
- Shelf LEDs (optional)

**W:25 3/4" H:58 3/4" D:17 1/2"**

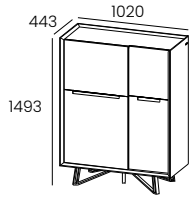
kg	m3	vol	eco
85	0,635	3	01017010290

RETAIL			
Case	Fronts		 Shelf 831904
LM	BX/LM	4920	
	LB	5160	240

# TAIGA

## Showcase Modules

### 831308



#### Module x01

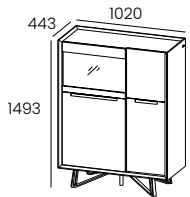
- 2 Doors
- 4 Fixed Wooden Shelves
- Metal Foot and Handle always in LF Finish

**W:40 1/8" H:58 3/4" D:17 1/2"**

kg	m3	vol	eco
115	0,831	2	01017010300

RETAIL		
Case	Fronts	
LM	BX/LM	6720
	LB	7380

### 831306




#### Module x05

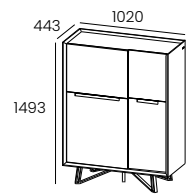
- 1 solid and Glass Door and 1 Door
- 1 Fixed Glass Shelf
- 4 Fixed Wooden Shelves
- Metal Foot and Handle always in LF Finish
- Shelf LEDs (optional)

**W:40 1/8" H:58 3/4" D:17 1/2"**

kg	m3	vol	eco
120	0,888	3	01017010300

RETAIL			
Case	Fronts		
LM	BX/LM	6840	 Shelf 831905
	LB	7500	

### 831307




#### Bar

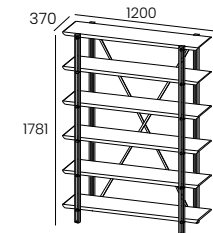
- 2 Doors and 1 Interior Drawer
- 4 Fixed Shelves in matt Lacquer
- Glass support
- bottle storage
- Metal Foot and Handle always in LF Finish
- Interior LEDs (optional)

**W:40 1/8" H:58 3/4" D:17 1/2"**

kg	m3	vol	eco
131	0,831	2	01017010300

RETAIL			
Case	Fronts		
LM	BX/LM	9420	 Interior 831907
	LB	10362	

### 831501



#### Bookcase

- 5 Fixed Shelves in BX or LM Finish
- Metal Foot always in LF Finish

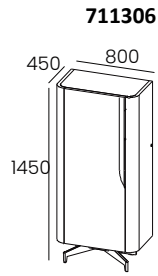
**W:47 1/4" H:70 1/8" D:14 1/2"**

kg	m3	vol	eco
52	0,239	4	01017010280

RETAIL		
Foot	Shelves	
LF	BX/LM	4560

# WIND

## Showcase Modules



**711306**

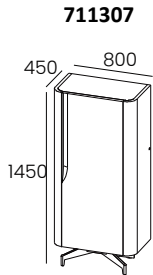
**Left Module x21**

- 1 Door
- 1 Removable Glass Shelf
- 1 Fixed Wooden Shelf
- Foot and Handle always in LF Finish, except LF-018
- you must Choose the Finish of the Cabinet Top, BX, LM, LF or CM

**W:31 1/2" H:57" D:17 3/4"**

kg	m3	vol	eco
89	0,605	3	01017010290

RETAIL	
Case + Fronts	
BX + BX	5040
LM + LM	5520
LB + LB	6060
LBM + LBM	6660
Cabinet Top - 711206	
BX	240
LM	360
LF	420
CM - S01	960
CM - S03	



**711307**

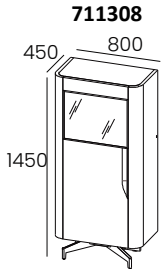
**Right Module x21**

- 1 Door
- 1 Removable Glass Shelf
- 1 Fixed Wooden Shelf
- Foot and Handle always in LF Finish, except LF-018
- you must Choose the Finish of the Cabinet Top, BX, LM, LF or CM

**W:31 1/2" H:57" D:17 3/4"**

kg	m3	vol	eco
89	0,605	3	01017010290

RETAIL	
Case + Fronts	
BX + BX	5040
LM + LM	5520
LB + LB	6060
LBM + LBM	6660
Cabinet Top - 711206	
BX	240
LM	360
LF	420
CM - S01	960
CM - S03	



**711308**

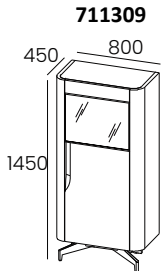
**Left Module x25**

- 1 Glass and solid Door
- 1 Removable Glass Shelf
- 1 Fixed Wooden Shelf
- Foot and Handle always in LF Finish, except LF-018
- you must Choose the Finish of the Cabinet Top, BX, LM, LF or CM
- Interior LEDs (optional)

**W:31 1/2" H:57" D:17 3/4"**

kg	m3	vol	eco
90	0,735	4	01017010290

RETAIL		Interior 711916
Case + Fronts		
BX + BX	5280	240
LM + LM	5760	
LB + LB	6420	
LBM + LBM	7080	
Cabinet Top - 711207		240
BX	240	
LM	360	
LF	420	
CM - S01	960	
CM - S03		



**711309**

**Right Module x25**

- 1 Glass and solid Door
- 1 Removable Glass Shelf
- 1 Fixed Wooden Shelf
- Foot and Handle always in LF Finish, except LF-018
- you must Choose the Finish of the Cabinet Top, BX, LM, LF or CM
- Interior LEDs (optional)

**W:31 1/2" H:57" D:17 3/4"**

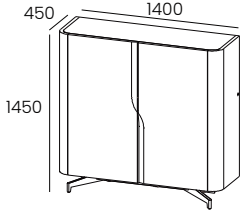
kg	m3	vol	eco
90	0,735	4	01017010290

RETAIL		Interior 711916
Case + Fronts		
BX + BX	5280	240
LM + LM	5760	
LB + LB	6420	
LBM + LBM	7080	
Cabinet Top - 711207		240
BX	240	
LM	360	
LF	420	
CM - S01	960	
CM - S03		

# WIND

## Showcase Modules

### 711302



#### Module x01

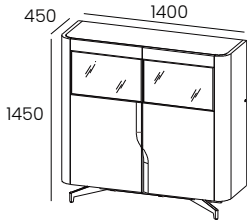
- 2 Doors
- 3 Removable Glass Shelves
- 1 Fixed Wooden Shelf
- Foot and Handles always in LF Finish, except LF-018
- you must Choose the Finish of the Cabinet Top, BX, LM, LF or CM

**W:55 1/8" H:57" D:17 3/4"**

kg	m3	vol	eco
139	1,037	3	01017010300

RETAIL	
Case + Fronts	
BX + BX	6060
LM + LM	7080
LB + LB	7860
LBM + LBM	8640
Cabinet Top - 711204	
BX	360
LM	480
LF	540
CM - S01	1500
CM - S03	

### 711301




#### Module x05

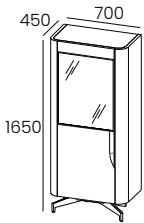
- 2 Glass and solid Doors
- 2 Removable Glass Shelves
- 1 Fixed Wooden Shelf
- Foot and Handles always in LF Finish, except LF-018
- you must Choose the Finish of the Cabinet Top, BX, LM, LF or CM
- Interior LEDs (optional)

**W:55 1/8" H:57" D:17 3/4"**

kg	m3	vol	eco
124	1,167	4	01017010300

RETAIL		 Interior 711917
Case + Fronts		
BX + BX	6120	
LM + LM	7080	
LB + LB	8100	
LBM + LBM	8940	
Cabinet Top - 711205		240
BX	360	
LM	480	
LF	540	
CM - S01	1500	
CM - S03		

### 711304




#### Left Vitrine x25

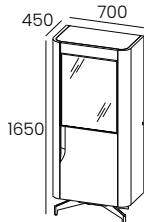
- 1 Glass and solid Door
- 2 Removable Glass Shelves
- 1 Fixed Wooden Shelf
- Foot and Handle always in LF Finish, except LF-018
- you must Choose the Finish of the Cabinet Top, BX, LM, LF or CM
- Interior LEDs (optional)

**W:27 1/2" H:65" D:17 3/4"**

kg	m3	vol	eco
94	0,854	4	01017010290

RETAIL		 Interior 711914
Case + Fronts		
BX + BX	4980	
LM + LM	5700	
LB + LB	6420	
LBM + LBM	7080	
Cabinet Top - 711209		240
BX	240	
LM	300	
LF	360	
CM - S01	840	
CM - S03		

### 711305




#### Right Vitrine x25

- 1 Glass and solid Door
- 2 Removable Glass Shelves
- 1 Fixed Wooden Shelf
- Foot and Handle always in LF Finish, except LF-018
- you must Choose the Finish of the Cabinet Top, BX, LM, LF or CM
- Interior LEDs (optional)

**W:27 1/2" H:65" D:17 3/4"**

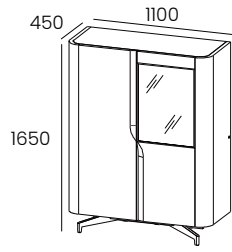
kg	m3	vol	eco
94	0,854	4	01017010290

RETAIL		 Interior 711914
Case + Fronts		
BX + BX	4980	
LM + LM	5700	
LB + LB	6420	
LBM + LBM	7080	
Cabinet Top - 711209		240
BX	240	
LM	300	
LF	360	
CM - S01	840	
CM - S03		

# WIND

## Showcase Modules

### 711315



### Left Vitrine x05

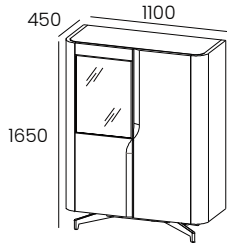
- 1 solid Glass Door and 1 solid Door
- 2 Removable Glass Shelves
- 1 Fixed Wooden Shelf
- Foot and Handles always in LF Finish, except LF-018
- you must Choose the Finish of the Cabinet Top, BX, LM, LF or CM
- Interior LEDs (optional)

**W:43 3/8" H:65" D:17 3/4"**

kg	m3	vol	eco
121	1,053	4	01017010300

RETAIL		Interior 711915
Case + Fronts		
BX + BX	6060	240
LM + LM	7020	
LB + LB	7800	
LBM + LBM	8580	
Cabinet Top - 711208		240
BX	360	
LM	420	
LF	480	
CM - S01	1140	
CM - S03		

### 711316



### Right Vitrine x05

- 1 solid Glass Door and 1 solid Door
- 2 Removable Glass Shelves
- 1 Fixed Wooden Shelf
- Foot and Handles always in LF Finish, except LF-018
- you must Choose the Finish of the Cabinet Top, BX, LM, LF or CM
- Interior LEDs (optional)

**W:43 3/8" H:65" D:17 3/4"**

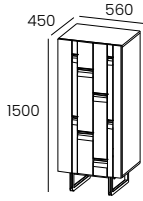
kg	m3	vol	eco
121	1,053	4	01017010300

RETAIL		Interior 711915
Case + Fronts		
BX + BX	6060	240
LM + LM	7020	
LB + LB	7800	
LBM + LBM	8580	
Cabinet Top - 711208		240
BX	360	
LM	420	
LF	480	
CM - S01	1140	
CM - S03		

# CARAT

## Showcase Modules

### 771301




**W:22" H:59" D:17 3/4"**

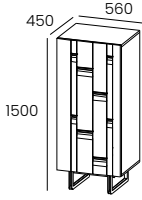
kg	m3	vol	eco
73	0,44	3	01017010290

### Left Cabinet x21

- 1 Door
- 2 Removable Glass Shelves
- Door closes to the Left
- Handles always in LF Finish, except LF-018
- Foot always in LF Finish
- Front always in Lacquered Finish, LM or LB
- Front LEDs (optional)
- Choose between Foot P1 or P2

RETAIL		
Case + Fronts		 Front 771925  300
BX + LM	4320	
BX + LB	4440	
LM + LM	4440	
LM + LB	4620	

### 771302




**W:22" H:59" D:17 3/4"**

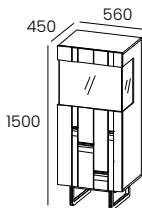
kg	m3	vol	eco
73	0,44	3	01017010290

### Right Cabinet x21

- 1 Door
- 2 Removable Glass Shelves
- Door closes to the Right
- Handles always in LF Finish, except LF-018
- Foot always in LF Finish
- Front always in Lacquered Finish, LM or LB
- Front LEDs (optional)
- Choose between Foot P1 or P2

RETAIL		
Case + Fronts		 Front 771925  300
BX + LM	4320	
BX + LB	4440	
LM + LM	4440	
LM + LB	4620	

### 771303




**W:22" H:59" D:17 3/4"**

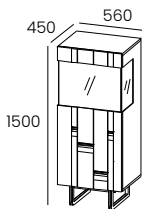
kg	m3	vol	eco
77	0,44	3	01017010290

### Left Cabinet x25

- 1 Door with Glass
- 2 Removable Glass Shelves
- Door closes to the Left
- Handles always in LF Finish, except LF-018
- Foot always in LF Finish
- Front always in Lacquered Finish, LM or LB
- Front LEDs (optional)
- Choose between Foot P1 or P2

RETAIL		
Case + Fronts		 Front 771925 300 Interior 771926 180
BX + LM	4620	
BX + LB	4860	
LM + LM	4800	
LM + LB	5040	

### 771304




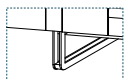
**W:22" H:59" D:17 3/4"**

kg	m3	vol	eco
77	0,44	3	01017010290

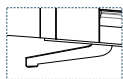
### Right Cabinet x25

- 1 Door with Glass
- 2 Removable Glass Shelves
- Door closes to the Right
- Handles always in LF Finish, except LF-018
- Foot always in LF Finish
- Front always in Lacquered Finish, LM or LB
- Front LEDs (optional)
- Choose between Foot P1 or P2

RETAIL		
Case + Fronts		 Front 771925 300 Interior 771926 180
BX + LM	4620	
BX + LB	4860	
LM + LM	4800	
LM + LB	5040	



P1

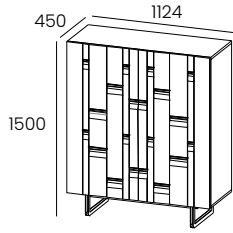


P2

# CARAT

## Showcase Modules

### 771307




#### Cabinet x01

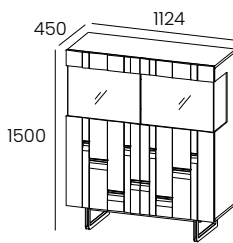
- 2 Doors
- 4 Removable Glass Shelves
- Handles always in LF Finish, except LF-018
- Foot always in LF Finish
- Front always in Lacquered Finish, LM or LB
- Front LEDs (optional)
- Choose between Foot P1 or P2

**W:44 1/4" H:59" D:17 3/4"**

kg	m3	vol	eco
109	0,90	3	01017010300

RETAIL		
Case + Fronts		 Front 771922  480
BX + LM	6780	
BX + LB	7140	
LM + LM	6960	
LM + LB	7260	

### 771308




#### Cabinet x05

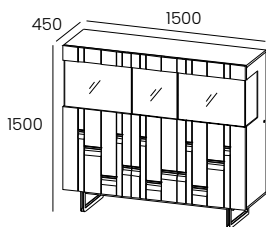
- 2 Doors with Glass
- 3 Removable Glass Shelves
- Handles always in LF Finish, except LF-018
- Foot always in LF Finish
- Front always in Lacquered Finish, LM or LB
- Front LEDs (optional)
- Choose between Foot P1 or P2

**W:44 1/4" H:59" D:17 3/4"**

kg	m3	vol	eco
125	0,90	3	01017010300

RETAIL		
Case + Fronts		 Front 771922  480  Interior 771923  240
BX + LM	6780	
BX + LB	7320	
LM + LM	7020	
LM + LB	7560	

### 771309




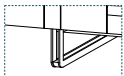
#### Cabinet x03

- 3 Doors with Glass
- 4 Removable Glass Shelves
- Handles always in LF Finish, except LF-018
- Foot always in LF Finish
- Front always in Lacquered Finish, LM or LB
- Front LEDs (optional)
- Choose between Foot P1 or P2

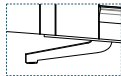
**W:59" H:59" D:17 3/4"**

kg	m3	vol	eco
147	1,18	3	01017010300

RETAIL		
Case + Fronts		 Front 771920  660  Interior 771921  240
BX + LM	7620	
BX + LB	8340	
LM + LM	7800	
LM + LB	8580	



P1



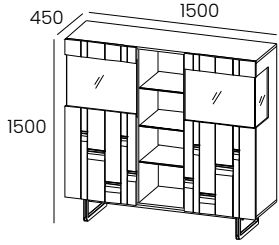
P2

# CARAT

## Showcase Modules

771310


Cabinet x06



**W:59" H:59" D:17 3/4"**

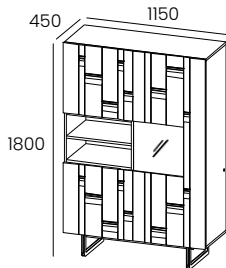
kg	m3	vol	eco
150	1,05	3	01017010300

- 2 Doors with Glass and 1 Niche
- 4 Removable Glass Shelves
- 3 Fixed Shelves in BX or LM Finish in the Niche
- Handles always in LF Finish, except LF-018
- Foot always in LF Finish
- Front always in Lacquered Finish, LM or LB
- Front LEDs (optional)
- Choose between Foot P1 or P2

RETAIL		
Case + Fronts		 Front 771922 480
BX + LM	8,340	
BX + LB	8,820	Interior 771924 240
LM + LM	8,820	
LM + LB	9,300	Niche 771927 240

771455


Bookcase x01

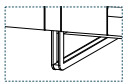


**W:45 1/4" H:70 7/8" D:17 3/4"**

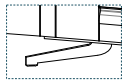
kg	m3	vol	eco
139	0,98	3	01017010300

- 1 Door with Glass, 2 plain Doors and 1 Niche
- 5 Removable Glass Shelves
- 1 Fixed Shelf in BX or LM Finish in the Niche
- Handles always in LF Finish, except LF-018
- Foot always in LF Finish
- Front always in Lacquered Finish, LM or LB
- Front LEDs (optional)
- Choose between Foot P1 or P2

RETAIL		
Case + Fronts		 Front 771930 780
BX + LM	7,860	
BX + LB	8,280	Interior 771931 180
LM + LM	8,280	
LM + LB	8,820	Niche 771932 180



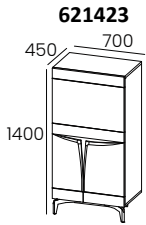
P1



P2



## Showcase Modules



**621423**

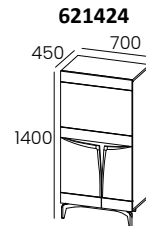
**Left Module x21**

- 1 Door
- 2 Removable Glass Shelves
- Left opening
- Metal Foot and Motif always in LF Finish

**W:27 1/2" H:55 1/8" D:17 3/4"**

kg	m3	vol	eco
74	0,549	3	01017010290

RETAIL		
Case	Fronts	
BX/LM	LM	4620
	LB	4920



**621424**

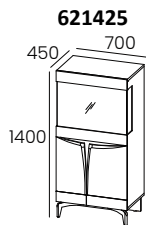
**Right Module x21**

- 1 Door
- 2 Removable Glass Shelves
- Right opening
- Metal Foot and Motif always in LF Finish

**W:27 1/2" H:55 1/8" D:17 3/4"**

kg	m3	vol	eco
74	0,549	3	01017010290

RETAIL		
Case	Fronts	
BX/LM	LM	4620
	LB	4920




**621425**

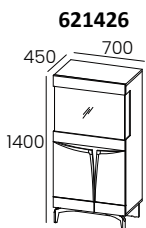
**Left Module x25**

- 1 Glass and solid Door
- 2 Removable Glass Shelves
- Left opening
- Metal Foot and Motif always in LF Finish
- Interior LEDs (optional)

**W:27 1/2" H:55 1/8" D:17 3/4"**

kg	m3	vol	eco
70	0,633	4	01017010290

RETAIL				
Case	Fronts		 Interior 621907	
BX/LM	LM	4440		180
	LB	4740		




**621426**

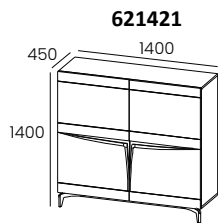
**Right Module x25**

- 1 Glass and solid Door
- 2 Removable Glass Shelves
- Right opening
- Metal Foot and Motif always in LF Finish
- Interior LEDs (optional)

**W:27 1/2" H:55 1/8" D:17 3/4"**

kg	m3	vol	eco
70	0,633	4	01017010290

RETAIL				
Case	Fronts		 Interior 621907	
BX/LM	LM	4440		180
	LB	4740		



**621421**

**Module x01**

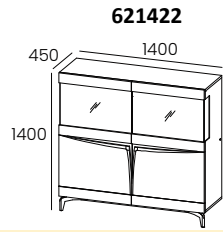
- 2 Doors
- 4 Removable Glass Shelves
- Metal Foot and Motif always in LF Finish

**W:55 1/8" H:55 1/8" D:17 3/4"**

kg	m3	vol	eco
111	1,048	3	01017010300

RETAIL		
Case	Fronts	
BX/LM	LM	6180
	LB	6720

## Showcase Modules



**621422**

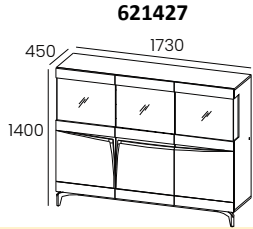
**Module x05**

- 2 Glass and solid Doors
- 3 Removable Glass Shelves
- Metal Foot and Motif always in LF Finish
- Interior LEDs (optional)

**W:55 1/8" H:55 1/8" D:17 3/4"**

kg	m3	vol	eco
124	1,131	4	01017010300

RETAIL			
Case	Fronts		Interior 621905
BX/LM	LM	6780	
	LB	7380	



**621427**

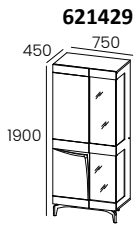
**Module x03**

- 3 Glass and solid Doors
- 4 Removable Glass Shelves
- Metal Foot and Motif always in LF Finish
- Interior LEDs (optional)

**W:68 1/8" H:55 1/8" D:17 3/4"**

kg	m3	vol	eco
147	0,659	4	01017010300

RETAIL			
Case	Fronts		Interior 621934
BX/LM	LM	7920	
	LB	8820	



**621429**

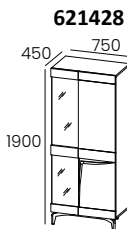
**Left Vitrine x01**

- 1 Glass Door and 1 plain Door
- 6 Removable Glass Shelves
- Metal Foot and Motif always in LF Finish
- LEDs Shelves (optional)

**W:29 1/2" H:74 7/8" D:17 3/4"**

kg	m3	vol	eco
105	0,890	4	01017010300

RETAIL			
Case	Fronts		Shelves 621908
BX/LM	LM	5880	
	LB	6300	



**621428**

**Right Vitrine x01**

- 1 Glass Door and 1 plain Door
- 6 Removable Glass Shelves
- Metal Foot and Motif always in LF Finish
- LEDs Shelves (optional)

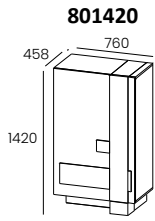
**W:29 1/2" H:74 7/8" D:17 3/4"**

kg	m3	vol	eco
105	0,890	4	01017010300

RETAIL			
Case	Fronts		Shelves 621908
BX/LM	LM	5880	
	LB	6300	

# BRISTOL

## Showcase Modules



**801420**

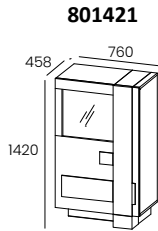
**Cabinet x21**

- 2 Doors
- 5 Removable Glass Shelves
- 1 Shelf Fixed in Melamine
- TA Finish only available on the Door and base vertical
- lighting Baseboard (optional)

**W:30" H:56" D:18"**

kg	m3	vol	eco
79	0,629	1	01017010290

RETAIL				
Case	Fronts	Front Horizontal Accents		Baseboard 801906
BX/LM	BX/LM	BX/LM	5520	
		LB	5760	
	LB	BX/LM	5760	
		LB	6000	



**801421**

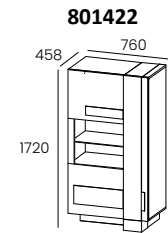
**Cabinet x25**

- 2 Doors
- 5 Removable Glass Shelves
- 1 Shelf Fixed in Melamine
- TA Finish only available on the Door and base vertical
- lighting Shelf or Baseboard (optional)

**W:30" H:56" D:18"**

kg	m3	vol	eco
90	0,657	1	01017010290

RETAIL					
Case	Fronts	Front Horizontal Accents		Shelf 801905	
BX/LM	BX/LM	BX/LM	5760		300
		LB	6000		
	LB	BX/LM	6180	Baseboard 801906	
		LB	6420		



**801422**

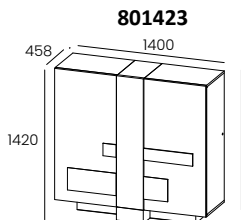
**Cabinet x17**

- 3 Doors and 1 Niche
- 4 Removable Glass Shelves
- 2 Shelf Fixed in Melamine
- TA Finish only available on the Door and base vertical
- lighting Shelf or Baseboard (optional)

**W:30" H:67 3/4" D:18"**

kg	m3	vol	eco
93	0,738	1	01017010290

RETAIL					
Case	Fronts	Front Horizontal Accents		Shelf 801907	
BX/LM	BX/LM	BX/LM	6360		300
		LB	6540		
	LB	BX/LM	6780	Baseboard 801908	
		LB	6960		



**801423**

**55 1/8" Cabinet x01**

- 2 Doors
- 4 Removable Glass Shelves
- 2 Shelf Fixed in Melamine
- TA Finish only available on the Door and base vertical
- lighting Baseboard (optional)

**W:55 1/8" H:56" D:18"**

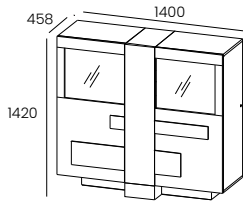
kg	m3	vol	eco
134	1,119	1	01017010300

RETAIL				
Case	Fronts	Front Horizontal Accents		Baseboard 801910
BX/LM	BX/LM	BX/LM	7200	
		LB	7440	
	LB	BX/LM	7500	
		LB	7740	

# BRISTOL

## Showcase Modules

801424




**W:55 1/8" H:56" D:18"**

kg	m3	vol	eco
139	1,154	2	01017010300

55 1/8" Cabinet x05

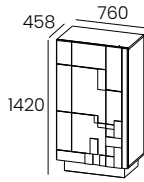
- 2 Glass and solid Doors
- 4 Removable Glass Shelves
- 2 Shelf Fixeds in Melamine
- TA Finish only available on the Door and base vertical
- lighting Shelf or Baseboard (optional)

RETAIL				
Case	Fronts	Front Horizontal Accents		
BX/LM	BX/LM	BX/LM	7620	Shelf 801909 420
		LB	7860	
	LB	BX/LM	8280	Baseboard 801910 480
		LB	8520	

# WEMBLEY

## Showcase Modules

### 851420



### Module x21

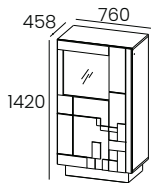
- 1 Door
- 2 Removable Glass Shelves
- 1 Fixed Melamine Shelf
- Front Accents always in BX or TA-278 Finish
- LEDs Baseboard (optional)

**W:30" H:56" D:18"**

kg	m3	vol	eco
81	0,595	1	01017010290

RETAIL		
Case + Fronts		Baseboard 851906
BX/LM + LM	5280	
BX/LM + LB	5520	360

### 851421



### Module x25

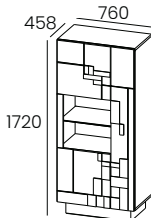
- 1 solid and Glass Door
- 2 Removable Glass Shelves
- 1 Fixed Melamine Shelf
- Front Accents always in BX or TA-278 Finish
- LEDs Shelf and Baseboard (optional)

**W:30" H:56" D:18"**

kg	m3	vol	eco
82	0,649	2	01017010290

RETAIL		
Case + Fronts		Shelf 851905 300
BX/LM + LM	5520	
BX/LM + LB	5940	Baseboard 851906 360

### 851422



### Module x17

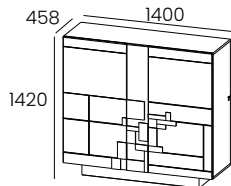
- 3 Doors and 1 Niche
- 4 Removable Glass Shelves
- 2 Fixed Melamine Shelves
- Front Accents always in BX or TA-278 Finish
- LEDs Shelf and Baseboard (optional)

**W:30" H:67 3/4" D:18"**

kg	m3	vol	eco
91	0,717	1	01017010290

RETAIL		
Case + Fronts		Shelf 851907 300
BX/LM + LM	6060	
BX/LM + LB	6480	Baseboard 851908 360

### 851423



### Module x01

- 2 Doors
- 4 Removable Glass Shelves
- 2 Fixed Melamine Shelves
- Front Accents always in BX or TA-278 Finish
- LEDs Baseboard (optional)

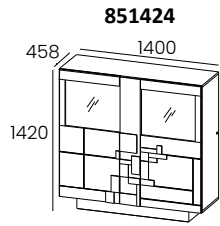
**W:55 1/8" H:56" D:18"**

kg	m3	vol	eco
133	1,066	1	01017010300

RETAIL		
Case + Fronts		Baseboard 851910
BX/LM + BX/LM	6840	
BX/LM + LB	7140	480

# WEMBLEY

## Showcase Modules




851424

Module x05

- 2 solid and Glass Doors
- 4 Removable Glass Shelves
- 2 Fixed Melamine Shelves
- Front Accents always in BX or TA-278 Finish
- LEDs Baseboard (optional)

**W:55 1/8" H:56" D:18"**

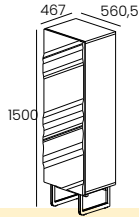
kg	m3	vol	eco
135	1,152	2	01017010300

RETAIL		
Case + Fronts		 Shelf 851909 420
BX/LM + LM	7140	
BX/LM + LB	7800	Baseboard 851910 480

# MIRAGE

## Showcase Modules

### 861301



### Left Module x21

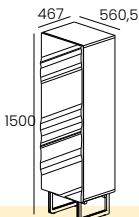
- 1 Door
- 2 Removable Glass Shelves
- Left-hand hardware Door
- Foot always in LF Finish
- Front always in Lacquer Finish, LM or LB

W:22" H:59" D:18 3/8"

kg	m3	vol	eco
72	0,483	2	01017010290

RETAIL	
Case + Fronts	
BX + LM	4,320
BX + LB	4,440
LM + LM	4,440
LM + LB	4,620

### 861302



### Right Module x21

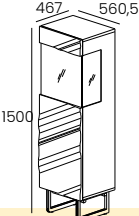
- 1 Door
- 2 Removable Glass Shelves
- Right-hand hardware Door
- Foot always in LF Finish
- Front always in Lacquer Finish, LM or LB

W:22" H:59" D:18 3/8"

kg	m3	vol	eco
72	0,483	2	01017010290

RETAIL	
Case + Fronts	
BX + LM	4,320
BX + LB	4,440
LM + LM	4,440
LM + LB	4,620

### 861303



### Left Module x25

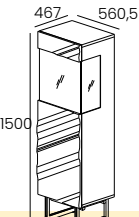
- 1 Glass Door and 1 plain Door
- 2 Removable Glass Shelves
- Left-hand hardware Door
- Foot always in LF Finish
- Fronts always in Lacquer Finish, LM or LB
- Interior LEDs (optional)

W:22" H:59" D:18 3/8"

kg	m3	vol	eco
78	0,548	3	01017010290

RETAIL		Interior 861926
Case + Fronts		
BX + LM	4,620	180
BX + LB	4,860	
LM + LM	4,800	
LM + LB	5,040	

### 861304



### Right Module x25

- 1 Glass Door and 1 plain Door
- 2 Removable Glass Shelves
- Right-hand hardware Door
- Foot always in LF Finish
- Fronts always in Lacquer Finish, LM or LB
- Interior LEDs (optional)

W:22" H:59" D:18 3/8"

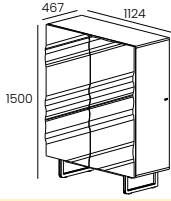
kg	m3	vol	eco
78	0,548	3	01017010290

RETAIL		Interior 861926
Case + Fronts		
BX + LM	4,620	180
BX + LB	4,860	
LM + LM	4,800	
LM + LB	5,040	

# MIRAGE

## Showcase Modules

### 861307



**W:44 1/4" H:59" D:18 3/8"**

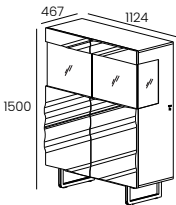
kg	m3	vol	eco
112	0,929	2	01017010300

### Module x01

- 2 Doors
- 4 Removable Glass Shelves
- Foot always in LF Finish
- Fronts always in Lacquer Finish, LM or LB

RETAIL	
Case + Fronts	
BX + LM	6,780
BX + LB	7,140
LM + LM	6,960
LM + LB	7,260

### 861308




**W:44 1/4" H:59" D:18 3/8"**

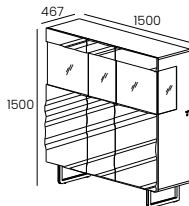
kg	m3	vol	eco
124	1,024	3	01017010300

### Module x05

- 2 solid and Glass Doors
- 3 Removable Glass Shelves
- Foot always in LF Finish
- Fronts always in Lacquer Finish, LM or LB
- Interior LEDs (optional)

RETAIL		 Interior 861923
Case + Fronts		
BX + LM	6,780	240
BX + LB	7,320	
LM + LM	7,020	
LM + LB	7,560	

### 861309




**W:59" H:59" D:18 3/8"**

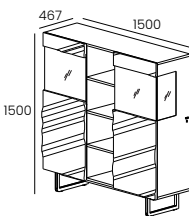
kg	m3	vol	eco
158	1,362	3	01017010310

### Module x03

- 3 solid and Glass Doors
- 4 Removable Glass Shelves
- Foot always in LF Finish
- Fronts always in Lacquer Finish, LM or LB
- Interior LEDs (optional)

RETAIL		 Interior 861921
Case + Fronts		
BX + LM	2,260	240
BX + LB	2,440	
LM + LM	2,340	
LM + LB	2,520	

### 861310




**W:59" H:59" D:18 3/8"**

kg	m3	vol	eco
149	1,332	3	01017010300

### Module x06

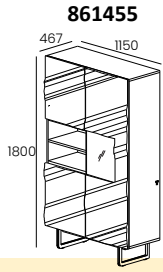
- 2 solid and Glass Doors and 1 Niche
- 4 Removable Glass Shelves
- 3 Fixed Shelves in BX or LM Finish in the Niche
- Foot always in LF Finish
- Fronts always in Lacquer Finish, LM or LB
- Interior and Niche LEDs (optional)

RETAIL		 Interior 861924
Case + Fronts		
BX + LM	8,340	240
BX + LB	8,820	
LM + LM	8,820	Niche 861927
LM + LB	9,300	



# MIRAGE

## Showcase Modules




### Bookcase x01

- 1 solid and Glass Door, 2 solid Doors and 1 Niche
- 5 Removable Glass Shelves
- 1 Fixed Shelf in BX or LM Finish in the Niche
- Foot always in LF Finish
- Fronts always in Lacquer Finish, LM or LB
- Interior and Niche LEDss (optional)

**W:45 1/4" H:70 7/8" D:18 3/8"**

kg	m3	vol	eco
147	1,22	3	01017010300

RETAIL		
Case + Fronts		 Interior 861931
BX + LM	7,860	
BX + LB	8,280	180
LM + LM	8,280	Niche 861932
LM + LB	8,820	180

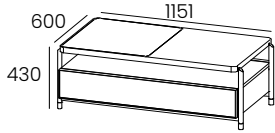
# COFFEE TABLES

# NEWPORT/NEWTOWN

## Coffee Table

811601

Coffee Table NEWPORT



- 1 Drawer
- Top in CM and BX, BX-280 or LM Finish
- Front in CM Finish
- Frame Metal in LF finish
- Foot in Metal always in LF and Brass Finish

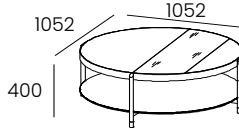
**W:45 3/8" H:17" D:23 5/8"**

kg	m3	vol	eco
106	0,532	1	01019080300

RETAIL	
Front	Top
CM-S01	5808
CM-S03	
CM-S04	6468

811602

Coffee Table NEWTOWN



- Top in Glass Finish (Transparent, Gray or Bronze) and LM or BX
- Interior Accent in BX or BX-280 Finish
- Shelf in CM Finish
- Metal Frame in LF Finish
- Metal Foot always in LF and Brass Finish

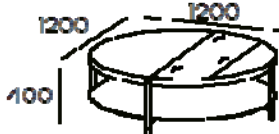
**W:41 1/2" H:15 3/4" D:41 1/2"**

kg	m3	vol	eco
98	0,775	1	01019080290

RETAIL		
Shelves	Accent	
		BX
CM-S01		
CM-S03	5,400	5874
CM-S04	6,300	6930

811607

Coffee Table NEWTOWN



- Top in Glass Finish (Transparent, Gray or Bronze) and LM or BX
- Interior Accent in BX or BX-280 Finish
- Shelf in CM Finish
- Metal Frame in LF Finish
- Metal Foot always in LF and Brass Finish

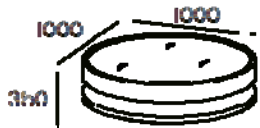
**W:48" H:15 3/4" D:48"**

kg	m3	vol	eco
98	0,775	1	01019080290

RETAIL		
Shelves	Accent	
		BX
CM-S03	5,670	6168
CM-S04	6,600	7278

811608

Coffee Table Edge



- Top with smoked Bronze Mirror
- Structure in BX or LM Finish

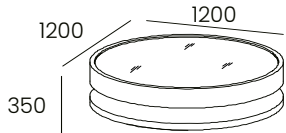
**W:39 3/8" H:13 3/4" D:39 3/8"**

kg	m3	vol	eco
74	0,896	1	01019080290

RETAIL	
Case	
BX/LM	5173

811606

Coffee Table Edge



- Top with smoked Bronze Mirror
- Structure in BX or LM Finish

**W:48" H:13 3/4" D:48"**

kg	m3	vol	eco
74	0,896	1	01019080290

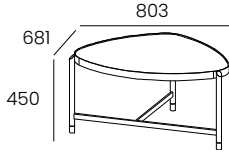
RETAIL	
Case	
BX/LM	5445

# NEWPORT/NEWTOWN

## Coffee Table

**811603**

**Side Table x01 NEWPORT**



- Top in BX, BX-280 or CM Finish
- Metal Frame in LF Finish
- Metal Foot always in LF and Brass Finish

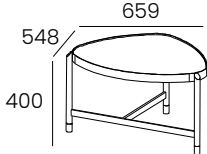
**W:31 5/8" H:17 3/4" D:26 7/8"**

BX 83      0.444      1      BX 01019010290  
 CM 86                                      CM 01019080290

RETAIL	
Top	Foot
	LF
BX/BX-280	1716
CM-S01	1980
CM-S03	
CM-S04	2178

**811604**

**Side Table x02 NEWPORT**



- Top in BX, BX-280 or CM Finish
- Metal Frame in LF Finish
- Metal Foot always in LF and Brass Finish

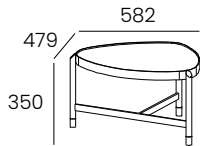
**W:26" H:15 3/4" D:21 5/8"**

BX 33      0.285      1      BX 01019010270  
 CM 37                                      CM 01019080270

RETAIL	
Top	Foot
	LF
BX/BX-280	1584
CM-S01	1716
CM-S03	
CM-S04	1914

**811605**

**Side Table x03 NEWPORT**



- Top in BX, BX-280 or CM Finish
- Metal Frame in LF Finish
- Metal Foot always in LF and Brass Finish

**W:23" H:13 3/4" D:18 7/8"**

BX 27      0.195      1      BX 01019010260  
 CM 28                                      CM 01019080260

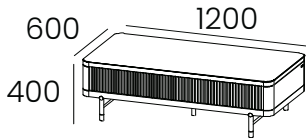
RETAIL	
Top	Foot
	LF
BX/BX-280	1452
CM-S01	1584
CM-S03	
CM-S04	1782

# FIDJI • SANTANA • TAIGA

## Coffee Table

881601

Coffee Table x01 FIDJI



- 1 Drawer
- Table Top in BX, LM, CM-S01 or CM-S03.
- Foot in Metal always in LF and Brass Finish.

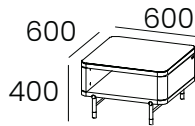
**W:47 1/4" H:15 3/4" D:23 5/8"**

kg	m3	vol	eco
53	0.288	2	01017010280

RETAIL			
Foot	Structure	Slatted	
LF	BX/LM	BX/LM	3900
		BX-280	3960
	BX-280	LM	3960
		BX-280	4080
Top - 881809			
CM - S01			720
CM - S03			

881602

Coffee Table x02 FIDJI



- 1 Niche
- Table Top in BX, LM, CM-S01 or CM-S03.
- Foot in Metal always in LF and Brass Finish.

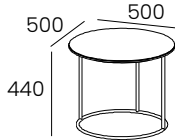
**W:23 5/8" H:15 3/4" D:23 5/8"**

24	0.203	2	1017010260
----	-------	---	------------

RETAIL		
Foot	Structure	
LF	BX/LM	2280
	BX-280	2400
Top - 881810		
CM - S01		420
CM - S03		

841601

Coffee Table x01 SANTANA



- Wooden, Lacquered or Ceramic Top
- Metal Foot always in LF Finish

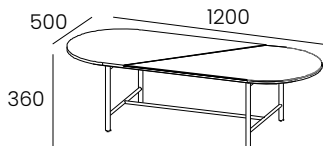
**W:19 5/8" H:17 3/8" D:19 5/8"**

BX 5	0.148	1	BX 01019010230
CM 6			CM 01019080240

RETAIL			
Foot	Table Top		
	BX/LM	CM-S01	CM-S03
LF	1080	1380	

841602

Coffee Table x02 SANTANA



- Wooden, Lacquered or Ceramic Top
- Metal Foot always in LF Finish

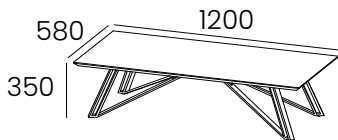
**W:47 1/4" H:14 1/4" D:19 5/8"**

kg	m3	vol	eco
14	0,282	1	01019080250

RETAIL		
Foot	Table Top	
	CM-S01	CM-S03
LF	2280	

831601

Coffee Table TAIGA



- Wooden or Ceramic Top
- Metal Foot always in LF Finish

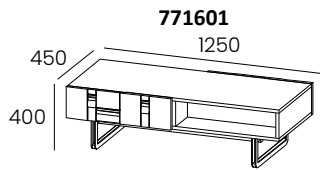
**W:47 1/4" H:13 3/4" D:22 7/8"**

BX 24	0.315	1	BX 01019010260
CM 29			CM 01019080260

RETAIL			
Foot	Table Top		
	BX	CM-S01	CM-S03
LF	2160	2400	

# CARAT•IRIS•BRISTOL•WEMBLEY

## Coffee Table



771601

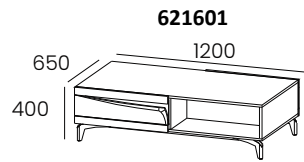
Coffee Table CARAT

- 2 Drawers and 2 Niches
- Drawer with smoves system and partial Extraction
- Handles always in LF Finish, except LF-018
- Foot always in LF Finish
- Front always in Lacquered Finish, LM or LB
- Choose between Foot P1 or P2

**W:49 1/4" H:15 3/4" D:17 3/4"**

kg	m3	vol	eco
66	0,28	3	01017010290

RETAIL	
Case + Front	
BX + LM	4560
BX + LB	4740
LM + LM	4680
LM + LB	4980



621601

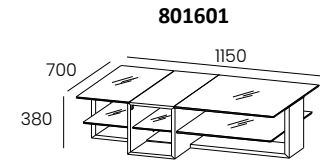
Coffee Table IRIS

- 2 Drawers and 2 Niches
- Metal Foot and Motif always in LF Finish

**W:47 1/4" H:15 3/4" D:25 5/8"**

kg	m3	vol	eco
46	0,398	3	01017010280

RETAIL		
Case + Front		
BX/LM	LM	5340
	LB	5700



801601

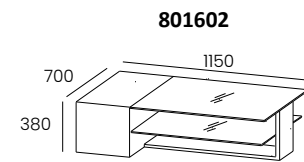
Coffee Table 01 BRISTOL

- 2 Glass Top
- 2 Niche

**W:45 1/4" H:15" D:27 1/2"**

kg	m3	vol	eco
50	0,497	1	01019120280

RETAIL		
Case	Shelves	
BX/LM	Transparent Glass	2520
	Bronze or Glossy Gray Glass	2880



801602

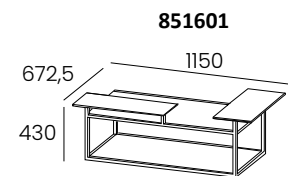
Coffee Table 02 BRISTOL

- 2 Glass Top
- 1 Fixed Wooden
- 2 Niche

**W:45 1/4" H:15" D:27 1/2"**

kg	m3	vol	eco
47	0,497	1	01019120280

RETAIL		
Case	Shelves	
BX/LM	Transparent Glass	2520
	Bronze or Glossy Gray Glass	2880



851601

Coffee Table WEMBLEY

- Metal Foot
- 1 Top in BX
- 1 Ceramic Top
- 1 Small Top in BX
- 1 Small Ceramic Top

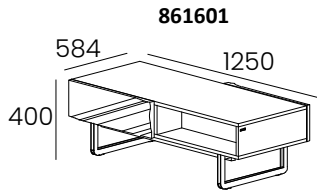
**W:45 1/4" H:17" D:26 1/2"**

kg	m3	vol	eco
22	0,272	2	01017010260

RETAIL		
Foot	Table Top	
	CM-S01	CM-S03
LF	2460	

# MIRAGE•LEVEL•CAGE•SLIM

## Coffee Table



861601

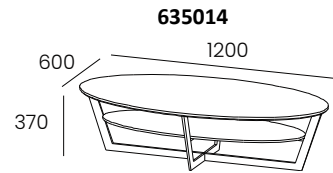
### Coffee Table MIRAGE

- 2 Drawers and 2 Niches
- Drawers with smoves system and partial Extraction
- legs still in LF Finish
- Fronts always in Lacquer Finish, LM or LB

**W:49 1/4" H:15 3/4" D:23"**

kg	m3	vol	eco
66	0,346	2	01017010290

RETAIL	
Case + Fronts	
BX + LM	4560
BX + LB	4740
LM + LM	4680
LM + LB	4980



635014

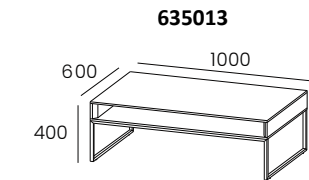
### Coffee Table LEVEL

- Wooden, Lacquered or Ceramic Top
- Shelf in BX or LM Finish
- Metal Foot always in LF Finish

**W:47 1/4" H:14 1/2" D:23 5/8"**

kg	m3	vol	eco
66	0,341	1	01017010260

RETAIL					
Shelf	Table Top				
	BX	LM	CM-S01	CM-S02	CM-S03
BX	2,580	-	3420		
LM	-	2640	3480		



635013

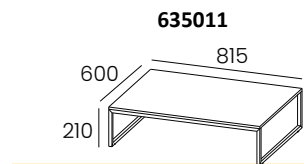
### Coffee Table CAGE

- Wooden, Lacquered or Ceramic Top
- Shelf in BX or LM Finish
- Metal Foot always in LF Finish

**W:39 3/8" H:15 3/4" D:23 5/8"**

kg	m3	vol	eco
14	0,307	1	01017010250

RETAIL					
Shelf	Table Top				
	BX	LM	CM-S01	CM-S02	CM-S03
BX	2,040	-	2760		
LM	-	2160	2880		



635011

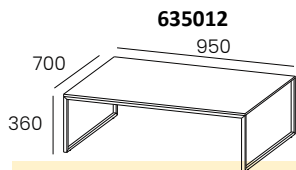
### Coffee Table SLIM x01

- Wooden, Lacquered or Ceramic Top
- Metal Foot always in LF Finish

**W:32" H:8 1/4" D:23 5/8"**

kg	m3	vol	eco
11	0,146	1	01017010250

RETAIL					
Table Top					
BX	LM	CM-S01	CM-S02	CM-S03	
1,020	1,080	1,620			



635012

### Coffee Table SLIM x02

- Wooden, Lacquered or Ceramic Top
- Metal Foot always in LF Finish

**W:37 1/2" H:14 1/4" D:27 1/2"**

kg	m3	vol	eco
14	0,307	1	01017010250

RETAIL					
Table Top					
BX	LM	CM-S01	CM-S02	CM-S03	
1,260	1,320	2,160			

# HALL CABINET

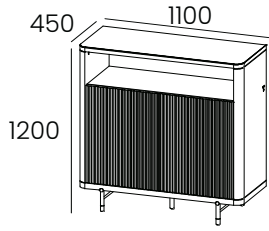


# FIDJI • TAIGA

## Hall Cabinet

881432


Hall Cabinet FIDJI



- 2 Doors and 1 Niche
- 2 Removable Glass Shelves
- Foot in Metal always in LF and Brass Finish
- Top in Ceramic (optional)
- LEDs in Niche (opcional).

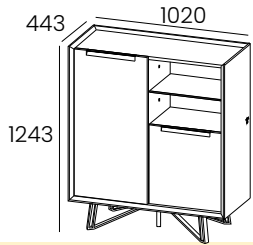
**W:43 3/8" H:47 1/4" D:17 3/4"**

kg	m3	vol	eco
103	0,667	2	01017010310

RETAIL			 Niche 881911
Case	Fronts		
BX/LM	BX/LM	6120	540
	BX-280	6240	
BX-280	LM	6240	
	BX-280	6360	
Top - 881806			540
CM - S01		720	
CM - S03			

831432


Hall Cabinet TAIGA



- 2 Doors
- 4 Removable Glass Shelves
- 2 Fixed Wooden Shelves
- Metal Foot and Handle always in LF Finish
- Niche LEDs (optional)

**W:40 1/8" H:49" D:17 1/2"**

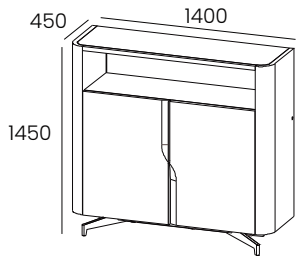
kg	m3	vol	eco
110	0,697	2	01017010300

RETAIL			 Niche 831910
Case	Fronts		
LM	BX/LM	6000	540
	LB	6600	

## Hall Cabinet

711501


Hall Cabinet WIND



**W:55 1/8" H:57" D:17 3/4"**

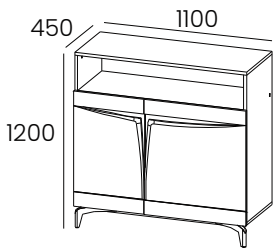
- 2 Doors and 1 Niche
- 4 Removable Glass Shelves
- 1 Fixed Wooden Shelf
- Foot and Handles always in LF Finish, except LF-018
- you must Choose the Finish of the Cabinet Top, BX, LM, LF or CM
- Niche LEDs (optional)

kg	m3	vol	eco
131	1,037	3	01017010300

RETAIL		
Case	Fronts	
BX + BX	5760	
LM + LM	6300	
LB + LB	6720	
LBM + LBM	7380	
Cabinet Top - 711210		
BX	360	
LM	480	
LF	540	
CM - S01	1500	
CM - S03		
 Niche 711910  240		

621432


Hall Cabinet IRIS



**W:43 3/8" H:47 1/4" D:17 3/4"**

- 2 Doors and 1 Niche
- 1 Removable Glass Shelf
- Metal Foot and Motif always in LF Finish
- Niche and Back LEDs (optional)

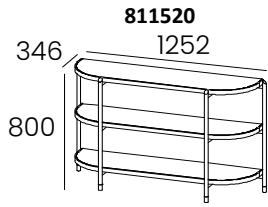
kg	m3	vol	eco
53	0,725	3	01017010280

RETAIL		
Case	Fronts	
BX/LM	LM	5160
	LB	5460
 Niche 621909  240  Back 621910  600		

# CONSOLES

# NEWPORT/NEWTOWN•FIDJI•SANTANA

## Console



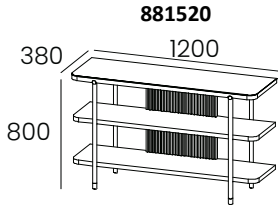
Console NEWPORT

- 3 Shelves in BX, BX-280 or CM
- Foot in Metal always in LF and Brass Finish

**W:49 1/4" H:31 1/2" D:13 5/8"**

BX 77	0.724	1	BX 01017010290
CM 84			CM 01017010290

RETAIL	
Shelves	Foot
	LF
BX/BX-280	3036
CM-S01	3894
CM-S03	
CM-S04	5148



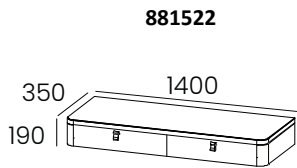
Console x01

- 2 Fixed Shelves in BX or LM Finish
- Slatted in BX or LM Finish
- Top in Ceramic (optional)
- Foot in Metal always in LF and Brass Finish.

**W:47 1/4" H:31 1/2" D:15"**

kg	m3	vol	eco
51	0,457	1	01017010280

RETAIL			
Foot	Shelves	Slatted	
LF	BX/LM	BX/LM	3900
		BX-280	3960
	BX-280	LM	3960
		BX-280	4080
Top - 881807			
CM - S01			720
CM - S03			



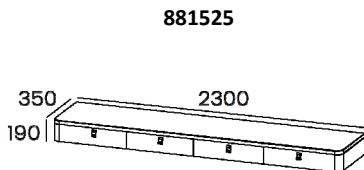
Console x02

- 2 Drawers
- Wall Mounted Cabinet
- Handle Noir PX-001 or Brown PX-002.
- Top in Ceramic Finish (optional).

**W:55 1/8" H:7 1/2" D:13 3/4"**

kg	m3	vol	eco
51	0,457	1	01017010280

RETAIL		
Case	Front	
BX/LM	BX/LM	2880
	BX-280	2940
BX-280	LM	2940
	BX-280	3000
Top - 881815		
CM - S01		720
CM - S03		



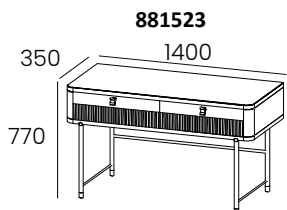
Console x02.1

- 2 Drawers
- Wall Mounted Cabinet
- Handle Noir PX-001 or Brown PX-002.
- Top in Ceramic Finish (optional).

**W:90 1/2" H:7 1/2" D:13 3/4"**

kg	m3	vol	eco
51	0,457	1	01017010280

RETAIL		
Case	Front	
BX/LM	BX/LM	4896
	BX-280	4956
BX-280	LM	4956
	BX-280	5010
Top - 881815		
CM - S01		1188
CM - S03		
CM - S05		



Console x03

- 2 Drawers
- Handle Noir PX-001 or Brown PX-002.
- Metal Foot always in LF and Brass Finish
- Top in Ceramic Finish (optional).

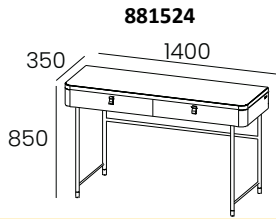
**W:55 1/8" H:30 3/8" D:13 3/4"**

kg	m3	vol	eco
34	0,551	1	01017010270

RETAIL		
Case	Slatted	
BX/LM	BX/LM	3960
	BX-280	4020
BX-280	LM	4020
	BX-280	4080
Top - 881815		
CM - S01		720
CM - S03		

# NEWPORT/NEWTOWN•FIDJI•SANTANA

## Console



Console x04

- 2 Drawers
- Noir PX-001 or Brown PX-002 Handle
- Metal Foot always in LF and Brass Finish

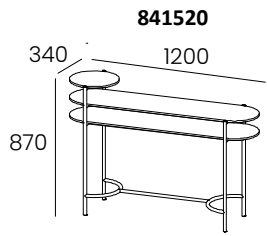
**W:55 1/8" H:30 3/8" D:13 3/4"**

kg	m3	vol	eco
31	0,522	1	01017010270

RETAIL		
Case	Slatted	
BX/LM	BX/LM	3900
	BX-280	3960
BX-280	LM	3960
	BX - 280	4020
Top - 881815		
CM - S01		720
CM - S03		

# SANTANA•TAIGA•WEMBLEY

## Console



841520

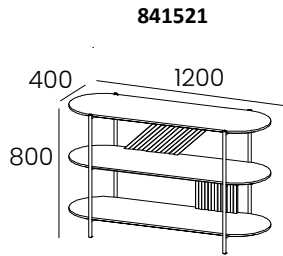
Console x01 SANTANA

- 3 Fixed Shelves in BX or LM Finish
- Metal Foot always in LF Finish

**W:47 1/4" H:34 1/4" D:13 3/8"**

kg	m3	vol	eco
16	0,449	1	01017010250

RETAIL		
Foot	Shelves	
LF	BX/LM	2370



841521

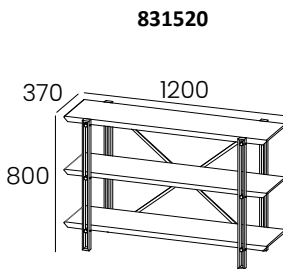
Console x02 SANTANA

- 3 Fixed Shelves in BX or LM Finish
- Metal Foot always in LF Finish

**W:47 1/4" H:31 1/2" D:15 3/4"**

kg	m3	vol	eco
32	0,478	1	01017010270

RETAIL		
Foot	Shelves	
LF	BX/LM	3000



831520

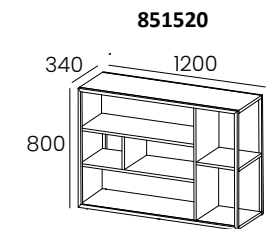
Console TAIGA

- 3 Fixed Shelves in BX or LM Finish
- Metal Foot always in LF Finish

**W:47 1/4" H:14 1/2" D:15 3/4"**

kg	m3	vol	eco
26	0,446	1	01017010260

RETAIL		
Foot	Shelves	
LF	BX/LM	3000



851520

Console x01 WEMBLEY

- 4 Fixed Lacquered Shelves
- rear in BX or LM Finish
- LF Finish Metal Structure

**W:47 1/4" H:13 3/8" D:15 3/4"**

kg	m3	vol	eco
22	0,414	1	01017010260

RETAIL		
Top	Back Panel + Shelves	
BX/LM or LF	BX/LM	3000
	LM/LM	3180

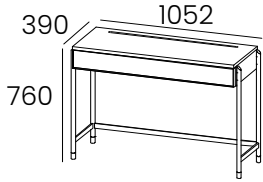
# DESKS

# NEWPORT•FIDJI•SANTANA•TAIGA

## Desk

811525

Desk NEWPORT



- 1 Drawer
- with 1 USB connection, the possibility of charging a lapTop and a Tablor
- Front in CM Finish
- Case in BX, BX-280 or LM
- Frame Metal in LF Finish
- Foot in Metal always in LF and Brass Finish

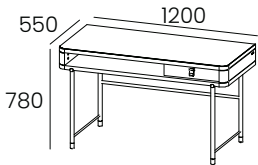
**W:41 1/2" H:30" D:15 3/8"**

kg	m3	vol	eco
60	0,608	1	01017010290

RETAIL			
Case	Front		
BX/LM	CM-S01	4554	USB 811906
	CM-S03		
	CM-S04	4686	198

881521

Desk FIDJI



- 1 Drawer and 1 Niche
- Handles Noir PX-001 or Brown PX-002
- Foot in Metal always in LF and Brass Finish
- Top in Ceramic (optional).

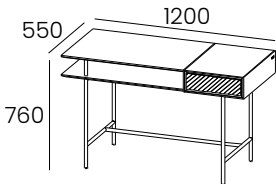
**W:47 1/4" H:30 3/4" D:21 5/8"**

kg	m3	vol	eco
41	0,623	1	01017010280

RETAIL		
Case	Front	
BX/LM	BX/LM	3900
	BX-280	3960
BX-280	LM	4080
	BX - 280	4140
Top - 881808		
	CM - S01	720
	CM - S03	

841525

Desk SANTANA



- 1 Niche and 1 Drawer
- Metal Foot always in LF Finish

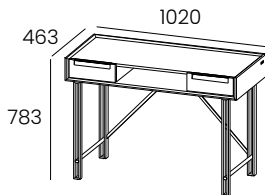
**W:47 1/4" H:30" D:21 5/8"**

kg	m3	vol	eco
31	0,608	1	01017010270

RETAIL	
Case + Front	
BX/LM + BX/LM	3210

831521

Desk TAIGA



- 2 Drawers
- Top in BX or LM Finish
- Metal Foot and Handle always in LF Finish

**W:40 1/8" H:30 7/8" D:18 1/4"**

kg	m3	vol	eco
34	0,459	1	01017010270

RETAIL		
Case	Front	
LM	BX/LM	3000



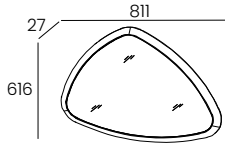
# MIRRORS

# NEWPORT

## Frame & Mirror

811541

Mirror x01 NEWPORT



- Mirror to be Fixed to the wall
- Frame in BX or BX-280 Finish

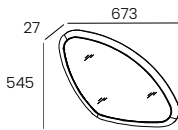
**W:32" H:24 1/4" D:1"**

kg	m3	vol	eco
26	0,159	1	01019010260

RETAIL	
Frame	
BX/BX-280	1716

811542

Mirror x02 NEWPORT



- Mirror to be Fixed to the wall
- Frame in BX or BX-280 Finish

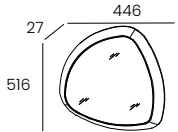
**W:26 1/2" H:21 1/2" D:1"**

kg	m3	vol	eco
20	0,121	1	01019010250

RETAIL	
Frame	
BX/BX-280	1518

811543

Mirror x03 NEWPORT



- Mirror to be Fixed to the wall
- Frame in BX or BX-280 Finish

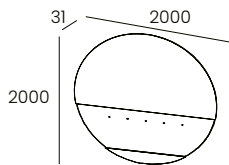
**W:17 1/2" H:20 3/8" D:1"**

kg	m3	vol	eco
14	0,081	1	01019010250

RETAIL	
Frame	
BX/BX-280	1188

811544

Mirror x04 NEWPORT

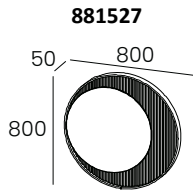


- Mirror to be Fixed to the wall
- Mirror in BX, BX-280 or LM Finish

**W:78 3/4" H:78 3/4" D:1 1/4"**

RETAIL	
Frame	
BX/BX-280/LM	3234

Frame & Mirror




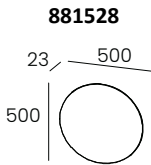
**881527**

**Mirror x01**

- Mirror to be Fixed to the wall
- Slatted in Finish BX, LM or BX-280
- Back led Mirror

**W:31 1/2" H:31 1/2" D:2"**

RETAIL		
<b>Slatted</b>		 881915 Back
BX/LM	1,620	
BX-280	1,680	660




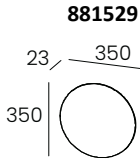
**881528**

**Mirror x02**

- Mirror to be Fixed to the wall
- Back led Mirror

**W:19 5/8" H:19 5/8" D:2"**

RETAIL		 881916 Back
420		
		180




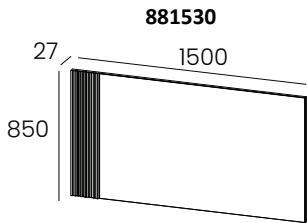
**881529**

**Mirror x03**

- Mirror to be Fixed to the wall
- Back led Mirror

**W:13 3/4" H:13 3/4" D:2"**

RETAIL		 881917 Back
360		
		120




**881530**

**Mirror x04**

- Mirror to be Fixed to the wall
- Slatted in Finish BX, LM or BX-280
- Back led Mirror (optional)

**W:59" H:33 1/2" D:1"**

kg	m3	vol	eco
23	0,069	1	01017010260

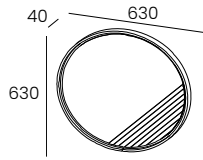
RETAIL		
<b>Slatted</b>		 881918 Back
BX/LM	2,115	
BX-280	2,190	660

# SANTANA•WEMBLEY

## Frame & Mirror

841522

Mirror x01 SANTANA



- Mirror
- Application in BX or LM Finish
- Mirror Frame in LF Finish

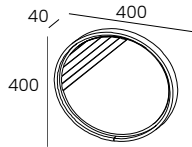
**W:24 7/8" H:24 7/8" D:1 5/8"**

kg	m3	vol	eco
8	0,039	1	01017010240

RETAIL	
Accent	
BX/LM	1320

841523

15 3/4" Mirror x02 SANTANA



- Mirror
- Application in BX or LM Finish
- Mirror Frame in LF Finish

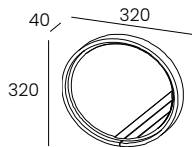
**W:15 3/4" H:15 3/4" D:1 5/8"**

kg	m3	vol	eco
3	0,017	1	01017010230

RETAIL	
Accent	
BX/LM	1050

841524

12 5/8" Mirror x03 SANTANA



- Mirror
- Accent in BX or LM Finish
- Mirror Frame in LF Finish

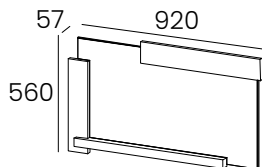
**W:12 5/8" H:12 5/8" D:1 5/8"**

kg	m3	vol	eco
2	0,011	1	01017010230

RETAIL	
Accent	
BX/LM	960

851521

36 1/4" Mirror x01 WEMBLEY



- 1 Mirror
- Frame in BX and LM or LM Finish

**W:36 1/4" H:22" D:2 1/4"**

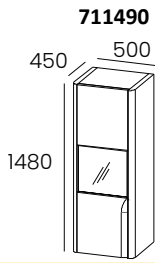
kg	m3	vol	eco
14	0,075	2	01017010250

RETAIL	
Frame	
BX/LM	960
LM	1020

# HIGH MODULES

# WIND•CARAT

## Wall MODULES




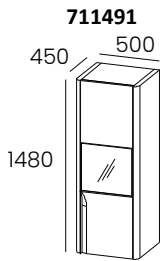
**Left Module xF02 WIND**

- 1 Glass and solid Door
- 1 Fixed Glass Shelf
- Left opening
- Handle always in LF Finish, except LF-018
- Furniture to be Fixed to the wall
- Interior LEDs (optional)

**W:19 5/8" H:58 1/4" D:17 3/4"**

kg	m3	vol	eco
60	0,350	1	01017010290

RETAIL		
Case + Fronts		 Interior 711904  180
BX + BX	3240	
LM + LM	3720	
LB + LB	4560	
LBM + LBM	5040	




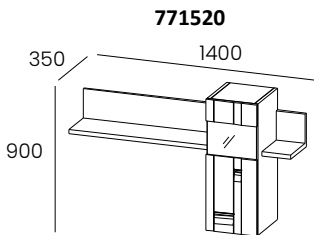
**Right Module xF02 WIND**

- 1 Glass and solid Door
- 1 Fixed Glass Shelf
- Right opening
- Handle always in LF Finish, except LF-018
- Furniture to be Fixed to the wall
- Interior LEDs (optional)

**W:19 5/8" H:58 1/4" D:17 3/4"**

kg	m3	vol	eco
60	0,350	1	01017010290

RETAIL		
Case + Fronts		 Interior 711904  180
BX + BX	3240	
LM + LM	3720	
LB + LB	4560	
LBM + LBM	5040	




**Wall Mounted Cabinet xF04 CARAT**

- 1 Door with Glass
- Shelf in BX or LM Finish
- Handles always in LF Finish, except LF-018
- Front always in Lacquered Finish, LM or LB
- wall mounted Cabinet
- LEDs in the Front and Shelf (optional)

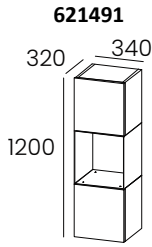
**W:55 1/8" H:35 1/2" D:13 3/4"**

kg	m3	vol	eco
52	0,23	3	01017010280

RETAIL		
Case + Fronts		 Interior 771935 180 Shelf 771936 240
BX + LM	2760	
BX + LB	3060	
LM + LM	3000	
LM + LB	3240	

# IRIS

## Wall MODULES




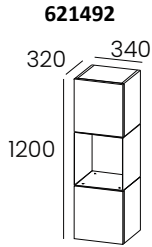
**Left Module xF02 IRIS**

- 2 Doors and 1 Metal Niche
- Furniture to be Fixed to the wall
- Left opening
- Niche LEDs (optional)

**W:13 3/8" H:47 1/4" D:12 5/8"**

kg	m3	vol	eco
35	0,200	2	01017010270

RETAIL			
Case	Fronts		 Niche 621931
BX/LM	LM	3120	
	LB	3300	




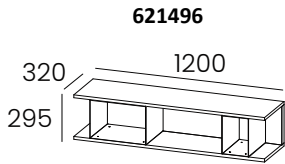
**Right Module xF02 IRIS**

- 2 Doors and 1 Metal Niche
- Furniture to be Fixed to the wall
- Right opening
- Niche LEDs (optional)

**W:13 3/8" H:47 1/4" D:12 5/8"**

kg	m3	vol	eco
35	0,200	2	01017010270

RETAIL			
Case	Fronts		 Niche 621931
BX/LM	LM	3120	
	LB	3300	




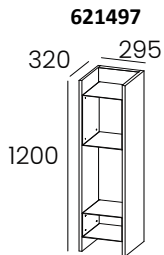
**Horizontal Module xF12 IRIS**

- 2 Metal Niches
- Furniture to be Fixed to the wall
- Niche LEDs (optional)

**W:47 1/4" H:11 5/8" D:12 5/8"**

kg	m3	vol	eco
34	0,178	2	01017010270

RETAIL			
Case	Fronts		 Back 621935
BX/LM	LM	3300	
	LB	3480	




**Vertical Module xF12 IRIS**

- 2 Metal Niches
- Furniture to be Fixed to the wall
- Niche LEDs (optional)

**W:11 5/8" H:47 1/4" D:12 5/8"**

kg	m3	vol	eco
34	0,178	2	01017010270

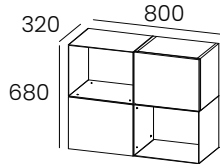
RETAIL			
Case	Fronts		 Back 621935
BX/LM	LM	3300	
	LB	3480	

# IRIS

## Wall MODULES

621495


Module xF31



- 2 Doors and 2 Metal Niches
- Furniture to be Fixed to the wall
- Niche LEDs (optional)

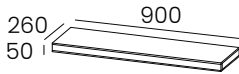
**W:31 1/2" H:26 3/4" D:12 5/8"**

kg	m3	vol	eco
49	0,250	2	01017010280

RETAIL			
Case	Fronts		 Niche 621932
BX/LM	LM	4320	
	LB	4440	

621514

Shelf



- 1 Shelf of 35 1/2"
- Shelf to be Fixed to the wall

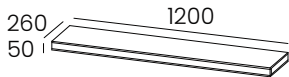
**W:35 1/2" H:2" D:10 1/4"**

kg	m3	vol	eco
5	0,042	2	01017010240

RETAIL	
Shelf	
BX/LM	720

621515

Shelf



- 1 Shelf of 47 1/4"
- Shelf to be Fixed to the wall

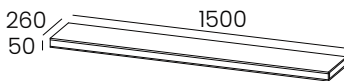
**W:47 1/4" H:2" D:10 1/4"**

kg	m3	vol	eco
7	0,053	2	01017010240

RETAIL	
Shelf	
BX/LM	840

621516

Shelf



- 1 Shelf of 59"
- Shelf to be Fixed to the wall

**W:59" H:2" D:10 1/4"**

kg	m3	vol	eco
9	0,063	2	01017010240

RETAIL	
Shelf	
BX/LM	960

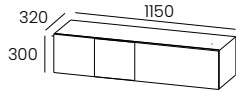


# BRISTOL

## Wall MODULES

801490

Module xF14



- 1 lifting Door
- Furniture to be Fixed to the wall
- TA Finish only on the Door vertical
- lighting Interior (optional)

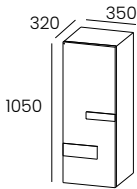
**W:45 1/4" H:11 7/8" D:12 5/8"**

kg	m3	vol	eco
19	0,174	2	01017010250

RETAIL			
Case	Fronts		Interior 801920
BX/LM	BX/LM	2100	
	LB	2340	

801491

Left Module xF04



- 1 Door
- 2 Removable Glass Shelves
- Furniture to be Fixed to the wall
- Door opening on the Left
- lighting Interior (optional)

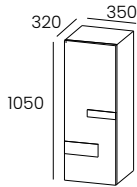
**W:13 3/4" H:41 3/8" D:12 5/8"**

kg	m3	vol	eco
18	0,181	2	01017010250

RETAIL				
Case	Fronts	Front Horizontal Accents		Interior 801921
BX/LM	BX/LM	BX/LM	1800	
		LB	1980	
	LB	BX/LM	1920	
		LB	2100	

801492

Right Module xF04



- 1 Door
- 2 Removable Glass Shelves
- Furniture to be Fixed to the wall
- Door opening on the Right
- lighting Interior (optional)

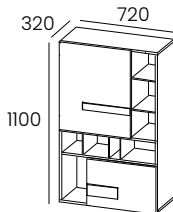
**W:13 3/4" H:41 3/8" D:12 5/8"**

kg	m3	vol	eco
18	0,181	2	01017010250

RETAIL				
Case	Fronts	Front Horizontal Accents		Interior 801921
BX/LM	BX/LM	BX/LM	1800	
		LB	1980	
	LB	BX/LM	1920	
		LB	2100	

801493

Module xF30



- 1 Door, 1 Drop Down Door or 8 Niches
- 3 Removable Glass Shelves
- Furniture to be Fixed to the wall
- lighting Interior and Niche (optional)

**W:28 3/8" H:43 3/8" D:12 5/8"**

kg	m3	vol	eco
42	0,352	2	01017010280

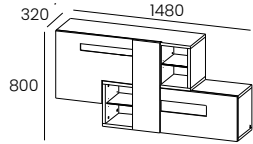
RETAIL				
Case	Fronts	Front Horizontal Accents		Interior 801922
BX/LM	BX/LM	BX/LM	3660	
		LB	3840	
	LB	BX/LM	3900	480
		LB	4080	

# BRISTOL

## Wall MODULES

801494

Module xF31



- 2 Doors, 1 Drop Down Door and 4 Niches
- 5 Removable Glass Shelves
- Furniture to be Fixed to the wall
- TA Finish only available on the Door vertical
- Plinth in LF Finish
- lighting Interior and Niche (optional)

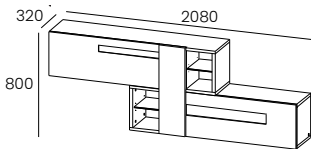
**W:58 1/4" H:31 1/2" D:12 5/8"**

kg	m3	vol	eco
71	0,512	2	01017010290

RETAIL				
Case	Fronts	Front Horizontal Accents		Interior 801924
BX/LM	BX/LM	BX/LM	4980	
		LB	5160	
	LB	BX/LM	5220	Niche 801925
		LB	5400	480

801495

Module xF32



- 1 lifting Door, 1 Door, 1 Drop Down Door and 4 Niches
- 4 Removable Glass Shelves
- Furniture to be Fixed to the wall
- TA Finish only available on the Door vertical
- Plinth in LF Finish
- lighting Interior and Niche (optional)

**W:81 7/8" H:31 1/2" D:12 5/8"**

kg	m3	vol	eco
71	0,708	2	01017010290

RETAIL				
Case	Fronts	Front Horizontal Accents		Interior 801926
BX/LM	BX/LM	BX/LM	5520	
		LB	5760	
	LB	BX/LM	5820	Niche 801927
		LB	6060	480

801514

Shelf



- 1 Shelf of 35 1/2"
- Shelf to be Fixed to the wall

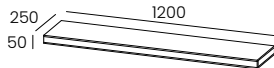
**W:35 1/2" H:2" D:9 7/8"**

kg	m3	vol	eco
9	0,042	2	01017010240

RETAIL	
Shelf	
BX/LM	720

801515

Shelf



- 1 Shelf of 47 1/4"
- Shelf to be Fixed to the wall

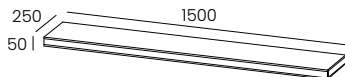
**W:47 1/4" H:2" D:9 7/8"**

kg	m3	vol	eco
11	0,053	2	01017010240

RETAIL	
Shelf	
BX/LM	840

801516

Shelf



- 1 Shelf of 59"
- Shelf to be Fixed to the wall

**W:59" H:2" D:9 7/8"**

kg	m3	vol	eco
19	0,063	2	01017010240

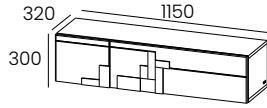
RETAIL	
Shelf	
BX/LM	960

# WEMBLEY

## Wall MODULES

**851490**


**Module xF14**



**W:45 1/4" H:11 7/8" D:12 5/8"**

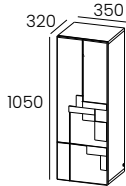
kg	m3	vol	eco
22	0,160	2	01017010260

- 1 lift Door
- Furniture to be Fixed to the wall
- Applications always in BX or TA-278 Finish
- In Door LEDs (optional)

RETAIL		
Case + Fronts		 Interior 851920
BX/LM + LM	2220	
BX/LM + LB	2460	

**851491**


**Left Module xF04**



**W:13 3/4" H:41 3/8" D:12 5/8"**

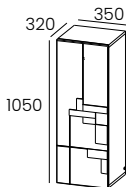
kg	m3	vol	eco
24	0,167	2	01017010260

- 1 Door
- 2 Removable Glass Shelves
- Furniture to be Fixed to the wall
- Applications always in BX or TA-278 Finish
- Railway Door on the Left
- Interior LEDs (optional)

RETAIL		
Case + Fronts		 Interior 851921
BX/LM + LM	1932	
BX/LM + LB	2040	

**851492**


**Right Module xF04**



**W:13 3/4" H:41 3/8" D:12 5/8"**

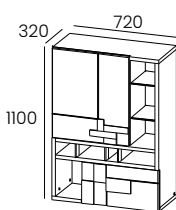
kg	m3	vol	eco
24	0,167	2	01017010260

- 1 Door
- 2 Removable Glass Shelves
- Furniture to be Fixed to the wall
- Applications always in BX or TA-278 Finish
- Railway Door on the Right
- Interior LEDs (optional)

RETAIL		
Case + Fronts		 Interior 851921
BX/LM + LM	1932	
BX/LM + LB	2040	

**851493**


**Module xF30**



**W:28 3/8" H:43 3/8" D:12 5/8"**

kg	m3	vol	eco
52	0,332	2	01017010280

- 1 Door, 1 Drop Down Door and 8 Niches
- 3 Removable Glass Shelves
- Furniture to be Fixed to the wall
- Applications always in BX or TA-278 Finish
- Interior LEDs and Niche (optional)

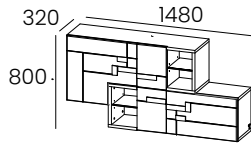
RETAIL		
Case + Fronts		 Interior 851922 300
BX/LM + LM	3840	
BX/LM + LB	4140	Niche 851923 480

# WEMBLEY

## Wall MODULES

851494


Module xF31



- 2 Doors, 1 Drop Down Door and 4 Niches
- 5 Removable Glass Shelves
- Furniture to be Fixed to the wall
- Applications always in BX or TA-278 Finish
- Interior LEDs and Niche (optional)

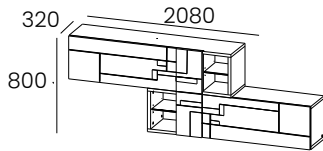
**W:58 1/4" H:31 1/8" D:12 5/8"**

kg	m3	vol	eco
67	0,485	2	0107010290

RETAIL		
Case + Fronts		 Interior 851924 300
BX/LM + LM	5160	
BX/LM + LB	5400	Niche 851925 480

851495


Module xF32



- 1 lift Door, 1 Door, 1 Drop Down Door and 4 Niches
- 4 Removable Glass Shelves
- Furniture to be Fixed to the wall
- Applications always in BX or TA-278 Finish
- Interior LEDs and Niche (optional)

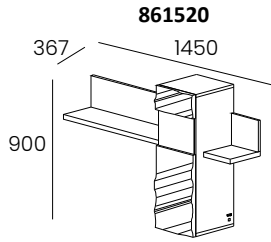
**W:81 7/8" H:31 1/8" D:12 5/8"**

kg	m3	vol	eco
75	0,674	2	0107010290

RETAIL		
Case + Fronts		 Interior 851926 300
BX/LM + LM	5700	
BX/LM + LB	6000	Niche 851927 480

# MIRAGE

## Wall MODULES



861520

Module xF04

- 1 Solid Glass Door
- Shelf in BX or LM Finish
- Front always in Lacquer Finish, LM or LB
- Shelf LEDs (optional)

**W:57" H:35 1/2" D:14 1/2"**

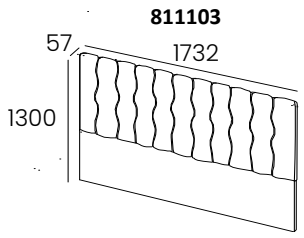
kg	m3	vol	eco
36	0,283	4	01017010270

RETAIL		Interior 861936
Shelf/Case + Front		
BX + LM	2,760	240
BX + LB	3,060	
LM + LM	3,000	
LM + LB	3,240	

# BEDROOMS

# NEWPORT/NEWTOWN

## Bedroom - Headboard



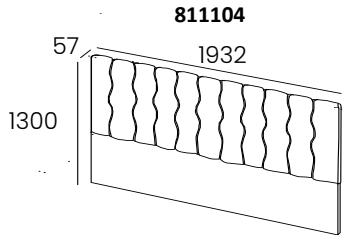
811103

### Headboard - Queen Size NEWPORT

- Bedside in BX, BX-280 or LM Finish and Upholstered
- For Mattress Queen Size

kg	m3	vol	eco
95	0,578	1	01017010290

RETAIL	
Fabric	
TC-S01	3300



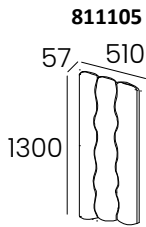
811104

### Headboard - King Size NEWPORT

- Bedside in BX, BX-280 or LM Finish and Upholstered
- For Mattress King Size

kg	m3	vol	eco
103	0,641	1	01017010300

RETAIL	
Fabric	
TC-S01	3432



811105

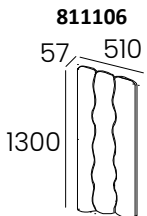
### Left Side Panel NEWPORT

- Completely Upholstered Headboard

**W:20" H:51 1/4" D:2 1/4"**

kg	m3	vol	eco
32	0,190	1	01017010270

RETAIL	
Fabric	
TC-S01	1782



811106

### Right Side Panel NEWPORT

- Completely Upholstered Headboard

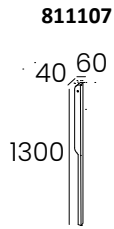
**W:20" H:51 1/4" D:2 1/4"**

kg	m3	vol	eco
32	0,190	1	01017010270

RETAIL	
Fabric	
TC-S01	1782

# NEWPORT/NEWTOWN

## Bedroom - Headboard



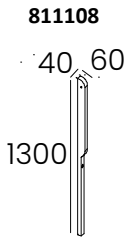
**W:2 3/8" H:51 1/4" D:1 5/8"**

kg	m3	vol	eco
2	0,013	1	01017010230

### Left Wooden Side Trim NEWPORT

- Side Trim in BX or BX-280 Finish

RETAIL	
Left Side Trim	
BX	396
BX-280	462



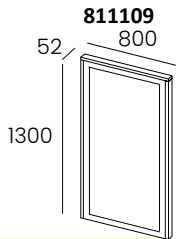
**W:2 3/8" H:51 1/4" D:1 5/8"**

kg	m3	vol	eco
2	0,013	1	01017010230

### Right Wooden Side Trim NEWPORT

- Side in BX or BX-280 Finish

RETAIL	
Right Side Trim	
BX	396
BX-280	462



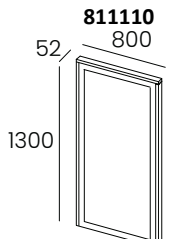
**W:31 1/2" H:51 1/4" D:2"**

kg	m3	vol	eco
2	0,013	1	01017010230

### Left Side Panel 01

- Side in RATTAN Finish
- Frame in BX, LM or BX-280

RETAIL	
Left Headboard Panel	
BX	1740
BX-280	1860



**W:31 1/2" H:51 1/4" D:2"**

kg	m3	vol	eco
2	0,013	1	01017010230

### Right Side Panel 01

- Side in RATTAN Finish
- Frame in BX, LM or BX-280

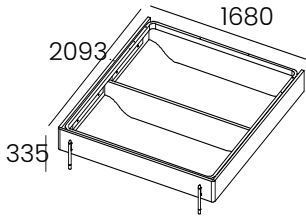
RETAIL	
Right Headboard Panel	
BX	1740
BX-280	1860



# NEWPORT/NEWTOWN

## Bedroom - Bedrame

811114



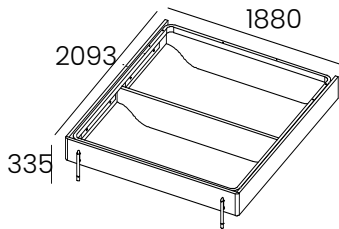
kg 54 m3 0,193 vol 4 eco 03018010290

### Bedframe 01 - Queen Size NEWPORT

- Bedframe in BX, BX-280 or LM Finish
- For Mattress Queen Size
- Metal Foot always in LF and Brass Finish Slats Required

RETAIL	
Bedframe	
BX/LM	3300
QUEEN SLATS	870

811115



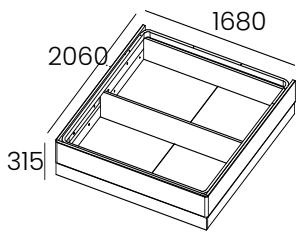
kg 57 m3 0,202 vol 4 eco 03018010290

### Bedframe 01 - King Size NEWPORT

- Bedframe in BX or LM Finish
- For Mattress King Size
- Metal Foot always in LF and Brass Finish Slats Required

RETAIL	
Bedframe	
BX/BX-280/LM	3498
KING SLATS	885

811117



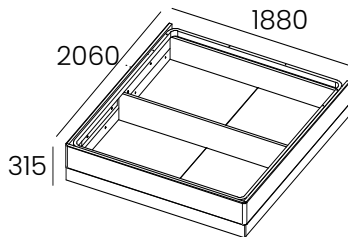
kg 95 m3 0,317 vol 5 eco 03018010290

### Bedframe 02 - Queen Size NEWPORT

- Bedframe in BX, BX-280 or LM Finish
- For Mattress Queen Size
- Slats Required

RETAIL	
Bedframe	
BX/BX-280/LM	3300
QUEEN SLATS	870

811118



kg 104 m3 0,338 vol 5 eco 03018010290

### Bedframe 02 - King Size NEWPORT

- Bedframe in BX, BX-280 or LM Finish
- For Mattress King Size
- Slats Required

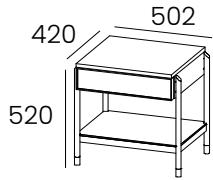
RETAIL	
Bedframe	
BX/BX-280/LM	3432
KING SLATS	885

# NEWPORT/NEWTOWN

## Bedroom - Case Pieces

811120

Nightstand x01 NEWPORT



- 1 Drawer and 1 Glass Shelf (Transparent, Gray or Bronze)
- Metal Frame in LF Finish
- Fronts in BX, BX-280, LM, CM or RATTAN Finish
- Case in BX, BX-280 or LM Finish
- Metal Foot always in LF and Brass Finish

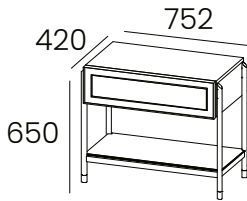
**W:19 3/4" H:20 1/2" D:16 1/2"**

kg	m3	vol	eco
35	0.206	1	1017010270

RETAIL		
Case	Fronts	
BX/LM	BX/LM	2772
	CM-S01	2904
	CM-S03	
	CM-S04	2970
	RATTAN	2904

811122

Nightstand x01 NEWPORT



- 1 Drawer and 1 Glass Shelf (Transparent, Gray or Bronze)
- Metal Frame in LF Finish
- Fronts in BX, BX-280, LM, CM or RATTAN Finish
- Case in BX, BX-280 or LM Finish
- Metal Foot always in LF and Brass Finish

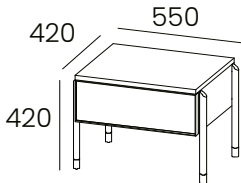
**W:29 5/8" H:25 5/8" D:16 1/2"**

kg	m3	vol	eco
35	0.206	1	1017010270

RETAIL		
Case	Fronts	
BX/LM	BX/LM	3036
	CM-S01	3234
	CM-S03	
	CM-S04	3300
	RATTAN	3234

811121

Nightstand x02 NEWPORT



- 1 Drawer
- Metal Frame in LF Finish
- Fronts in BX, BX-280, LM or CM Finish
- Case in BX, BX-280 or LM Finish
- Metal Foot always in LF and Brass Finish

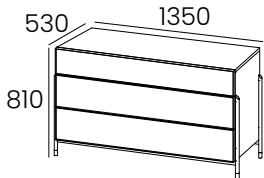
**W:21 5/8" H:16 1/2" D:16 1/2"**

kg	m3	vol	eco
33	0.192	1	1017010270

RETAIL		
Case	Fronts	
BX/LM	BX/LM	2508
	CM-S01	2640
	CM-S03	
	CM-S04	2838
	RATTAN	2772

811130

Dresser NEWPORT



- 3 Drawers
- Metal Frame in LF Finish
- Fronts in BX, BX-280, LM and/or CM Finish
- Case in BX, BX-280 or LM Finish
- Metal Foot always in LF and Brass Finish

**W:53 1/8" H:31 7/8" D:20 7/8"**

kg	m3	vol	eco
164	0.817	1	1017010310

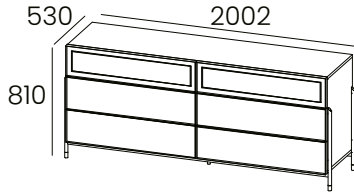
RETAIL		
Case	Fronts	
BX/LM	BX/LM	8118
	BX/LM+CM-S01	8448
	BX/LM+CM-S03	
	BX/LM+CM-S04	8910
	RATTAN	8514

# NEWPORT/NEWTOWN

## Bedroom - Case Pieces

811131

Dresser NEWPORT



- 6 Drawers
- Metal Frame in LF Finish
- Fronts in BX, BX-280, LM and/or CM Finish (RATTAN only on Top 2 Drawers)
- Case in BX, BX-280 or LM Finish
- Metal Foot always in LF and Brass Finish

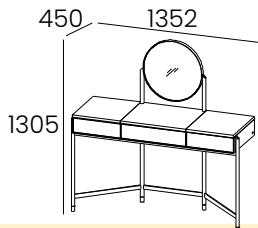
**W:78 7/8" H:31 7/8" D:20 7/8"**

kg	m3	vol	eco
164	0.817	1	1017010310

RETAIL		
Case	Fronts	
BX/LM	BX/LM	10164
	BX/LM+CM-S01	10494
	BX/LM+CM-S03	
	BX/LM+CM-S04	10956
	RATTAN	10560

811515

Dressing Table NEWPORT



- 1 Mirror
- 1 Drawer and 2 lifting Doors
- Metal Frame in LF Finish
- Fronts in CM Finish
- Case in BX, BX-280 or LM Finish
- Metal Foot always in LF and Brass Finish

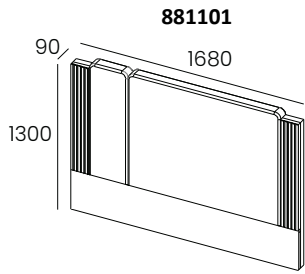
**W:53 1/4" H:51 3/8" D:17 3/4"**

kg	m3	vol	eco
105	1.077	1	1017010300

RETAIL		
Case	Fronts	
BX/LM	BX/LM	6336
	CM-S01	6600
	CM-S03	
	CM-S04	6732

# FIDJI

## Bedroom - Headboard

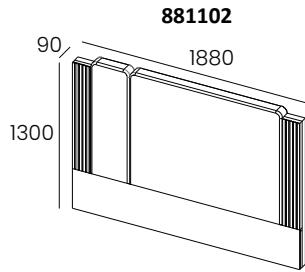


**881101**

### Headboard x01 - Queen Size

- Headboard in BX or LM Finish and Upholstered
- For Mattress Queen Size
- the Headboard uses 1,90 cm of Fabric

RETAIL		
Structure	without Fabric	with Fabric
BX/LM	3,000	3,240
BX-280	3,120	3,360

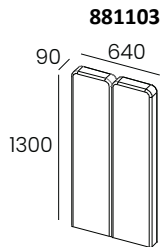


**881102**

### Headboard x01 - King Size

- Headboard in BX or LM Finish and Upholstered
- For Mattress King Size
- the Headboard uses 1,90 cm of Fabric

RETAIL		
Structure	without Fabric	with Fabric
BX/LM	3,120	3,360
BX-280	3,240	3,480



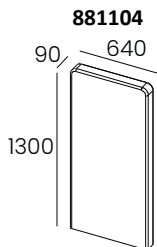
**881103**

### Left Side Panel x01

- Fully Upholstered Headboard
- the Headboard uses 1,50 cm of Fabric

RETAIL	
Left Headboard Panel	
without Fabric	1,200
with Fabric	1,380

W:25 1/4" H:51 1/4" D:3 1/2"



**881104**

### Right Side Panel x01

- Fully Upholstered Headboard
- the Headboard uses 1,50 cm of Fabric

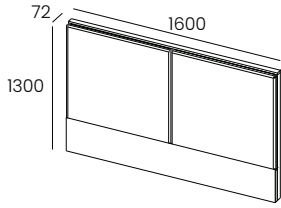
RETAIL	
Right Headboard Panel	
without Fabric	1,140
with Fabric	1,320

W:25 1/4" H:51 1/4" D:3 1/2"

**Bedroom - Headboard**

**881156**

**Headboard 02 - Queen Size**



- Headboard in BX or LM Finish and Upholstered
- For Mattress Queen Size
- the Headboard uses 2,20 cm of Fabric

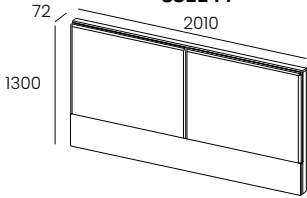
**W:63" H:51 1/4" D:2 7/8"**

kg	m3	vol	eco
48	0,285	1	01017010280

RETAIL		
Structure	without Fabric	with Fabric
BX/LM	1,860	2,160
BX-280	2,100	2,460

**881144**

**Headboard 02 - King Size**



- Headboard in BX or LM Finish and Upholstered
- For Mattress King Size
- the Headboard uses 2,20 cm of Fabric

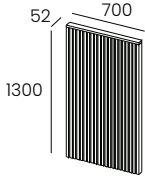
**W:79 1/8" H:51 1/4" D:2 7/8"**

kg	m3	vol	eco
58	0,339	1	01017010280

RETAIL		
Structure	without Fabric	with Fabric
BX/LM	1,920	2,220
BX-280	2,160	2,520

**881107**

**Left Side Slatted Panel x02**



- Headboard in BX or LM Finish

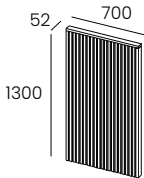
**W:27 1/2" H:51 1/4" D:2"**

kg	m3	vol	eco
15	0,096	1	01017010250

RETAIL	
Left Headboard Panel	
BX/LM	1,620
BX-280	1,740

**881108**

**Right Side Slatted Panel x02**



- Headboard in BX or LM Finish

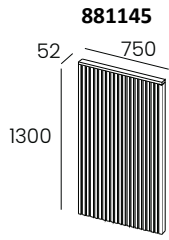
**W:27 1/2" H:51 1/4" D:2"**

kg	m3	vol	eco
15	0,096	1	01017010250

RETAIL	
Right Headboard Panel	
BX/LM	1,620
BX-280	1,740

# FIDJI

## Bedroom



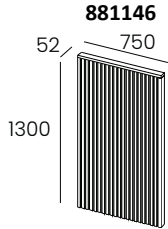
**Left Side Slatted Panel x02**

- Panel in BX or LM Finish

**W:29 1/2" H:51 1/4" D:2"**

kg	m3	vol	eco
18	0,110	1	01017010250

RETAIL	
Left Headboard Panel	
BX/LM	1,620
BX-280	1,740



**Right Side Slatted Panel x02**

- Panel in BX or LM Finish

**W:29 1/2" H:51 1/4" D:2"**

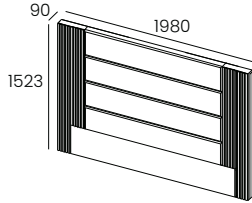
kg	m3	vol	eco
18	0,110	1	01017010250

RETAIL	
Right Headboard Panel	
BX/LM	1,620
BX-280	1,740

**Bedroom - Headboard**

**881109**

**Headboard 03 - Queen Size**

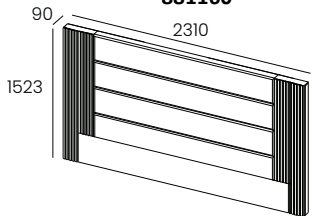


- Headboard in BX or LM Finish and Upholstered
- For Mattress Queen Size
- the Headboard uses 3,40 cm of Fabric

RETAIL		
Structure	without Fabric	with Fabric
BX/LM	3,480	3,840
BX-280	3,660	4,020

**881160**

**Headboard 03 - King Size**



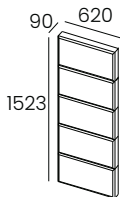
- Headboard in BX or LM Finish and Upholstered
- For Mattress King Size
- the Headboard uses 3,50 cm of Fabric

RETAIL		
Structure	without Fabric	with Fabric
BX/LM	3,600	3,960
BX-280	3,720	4,140

**W:29 1/2" H:60" D:3 1/2"**

**881111**

**Left Side Panel x03**



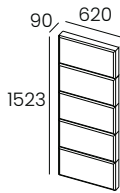
- Fully Upholstered Panel
- the Panel uses 1,80 cm of Fabric

RETAIL	
Left Headboard Panel	
without Fabric	1,560
with Fabric	1,740

**W:24 1/2" H:60" D:3 1/2"**

**881112**

**Right Side Panel x03**



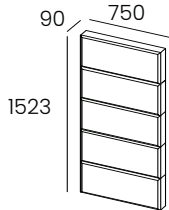
- Fully Upholstered Panel
- the Panel uses 1,80 cm of Fabric

RETAIL	
Right Headboard Panel	
without Fabric	1,560
with Fabric	1,740

**W:24 1/2" H:60" D:3 1/2"**

**881161**

**Left Side Panel x03**



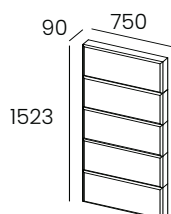
- Fully Upholstered Panel
- the Panel uses 1,90 cm of Fabric

RETAIL	
Left Headboard Panel	
without Fabric	1,560
with Fabric	1,740

**W:29 1/2" H:60" D:3 1/2"**

**881162**

**Right Side Panel x03**



- Fully Upholstered Panel
- the Panel uses 1,90 cm of Fabric

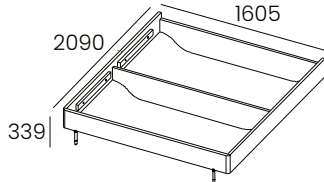
RETAIL	
Right Headboard Panel	
without Fabric	1,560
with Fabric	1,740

**W:29 1/2" H:60" D:3 1/2"**

**Bedroom - Bedframe**

**881117**

**Bedrame 01 - Queen Size**



- Bedrame in BX or LM Finish
- For Mattress Queen Size
- Metal Foot always in LF and Brass Finish
- Slats Required

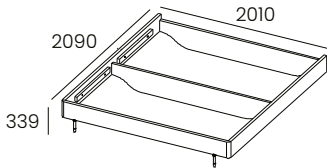
**W:63 1/4" H:13 3/8" D:82 1/4"**

kg	m3	vol	eco
54	0,193	4	03018010290

RETAIL	
Bedframe	
BX/LM	2,520
BX-280	2,700
QUEEN SLATS	870

**881119**

**Bedrame 01 - King Size**



- Bedrame in BX or LM Finish
- For Mattress King Size
- Metal Foot always in LF and Brass Finish
- Slats Required

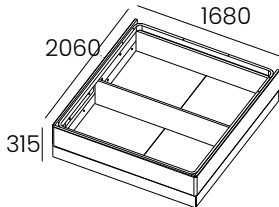
**W:79 1/8" H:13 3/8" D:82 1/4"**

kg	m3	vol	eco
57	0,202	4	03018010290

RETAIL	
Bedframe	
BX/LM	2,700
BX-280	2,970
KING SLATS	885

**881115**

**Bedrame 02 - Queen Size**



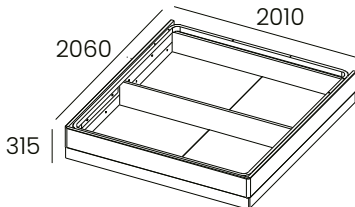
- Bedrame in BX or LM Finish
- For Mattress Queen Size
- Slats Required

kg	m3	vol	eco
95	0,317	5	03018010290

RETAIL	
Bedframe	
BX/LM	3,300
BX-280	3,480
QUEEN SLATS	870

**881170**

**Bedrame 02 - King Size**



- Bedrame in BX or LM Finish
- For Mattress King Size
- Slats Required

kg	m3	vol	eco
104	0,338	5	03018010290

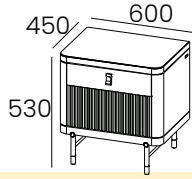
RETAIL	
Bedframe	
BX/LM	3,420
BX-280	3,660
KING SLATS	885



Bedroom - Case Pieces

**881120**

**Nightstand x01**



- 1 Drawer and 1 Interior Drawer
- Metal Foot always in LF and Brass Finish
- Noir PX-001 or Brown PX-002 Handle.

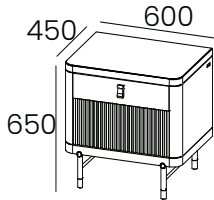
**W:23 5/8" H:20 7/8" D:17 3/4"**

kg	m3	vol	eco
29	0,165	2	01017010260

RETAIL		
Case	Slatted	
BX/LM	BX/LM	2,940
	BX-280	3,000
BX-280	LM	3,000
	BX-280	3,060
Top		
CM-S01 or CM-S03		360

**881138**

**Nightstand x01.1**



- 1 Drawer and 1 Interior Drawer
- Metal Foot always in LF and Brass Finish
- Noir PX-001 or Brown PX-002 Handle.

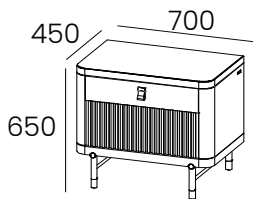
**W:23 5/8" H:25 5/8" D:17 3/4"**

kg	m3	vol	eco
29	0,165	2	01017010260

RETAIL		
Case	Slatted	
BX/LM	BX/LM	2,940
	BX-280	3,000
BX-280	LM	3,000
	BX-280	3,000
Top		
CM-S01 or CM-S03		360

**881139**

**Nightstand x01.2**



- 1 Drawer and 1 Interior Drawer
- Metal Foot always in LF and Brass Finish
- Noir PX-001 or Brown PX-002 Handle.

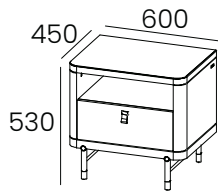
**W:27 1/2" H:25 5/8" D:17 3/4"**

kg	m3	vol	eco
33	0,231	2	01017010270

RETAIL		
Case	Slatted	
BX/LM	BX/LM	2,940
	BX-280	3,000
BX-280	LM	3,000
	BX-280	3,060

**881121**


**Nightstand x02**



- 1 Drawer and 1 Niche
- Metal Foot always in LF and Brass Finish
- Noir PX-001 or Brown PX-002 Handle
- Niche LEDs (optional)

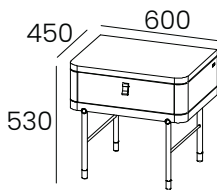
**W:23 5/8" H:20 7/8" D:17 3/4"**

kg	m3	vol	eco
27	0,165	2	01017010260

RETAIL			
Case	Front		 Niche 881914 360
BX/LM	BX/LM	2,820	
	BX-280	2,880	
BX-280	LM	2,880	
	BX-280	3,000	
Top			
CM-S01 or CM-S03		360	

**881122**

**Nightstand x03**



- 1 Drawer
- Metal Foot always in LF and Brass Finish
- Noir PX-001 or Brown PX-002 Handle

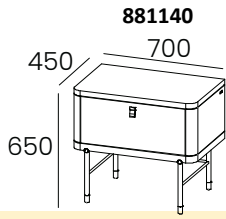
**W:23 5/8" H:20 7/8" D:17 3/4"**

kg	m3	vol	eco
22	0,137	2	01017010260

RETAIL		
Case	Front	
BX/LM	BX/LM	2,220
	BX-280	2,280
BX-280	LM	2,280
	BX - 280	2,340
Top		
CM-S01 or CM-S03		360

# FIDJI

## Bedroom - Case Pieces



881140

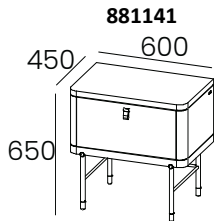
Nightstand x03.1

- 1 Drawer
- Metal Foot always in LF and Brass Finish
- Noir PX-001 or Brown PX-002 Handle

W:27 1/2" H:25 5/8" D:17 3/4"

kg	m3	vol	eco
26	0,195	2	01017010260

RETAIL		
Case	Front	
BX/LM	BX/LM	2,220
	BX-280	2,280
BX-280	LM	2,280
	BX - 280	2,340



881141

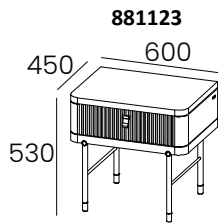
Nightstand x03.2

- 1 Drawer
- Metal Foot always in LF and Brass Finish
- Noir PX-001 or Brown PX-002 Handle

W:23 5/8" H:25 5/8" D:17 3/4"

kg	m3	vol	eco
26	0,195	2	01017010260

RETAIL		
Case	Front	
BX/LM	BX/LM	2,220
	BX-280	2,280
BX-280	LM	2,280
	BX-280	2,340
Top		
CM-S01 or CM-S03		360



881123

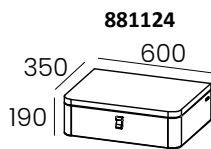
Nightstand x04

- 1 Drawer and 1 Niche
- Metal Foot always in LF and Brass Finish
- Noir PX-001 or Brown PX-002 Handle

W:23 5/8" H:20 7/8" D:17 3/4"

kg	m3	vol	eco
22	0,137	2	01017010260

RETAIL		
Case	Slatted	
BX/LM	BX/LM	2,280
	BX-280	2,340
BX-280	LM	2,340
	BX - 280	2,400
Top		
CM-S01 or CM-S03		360



881124

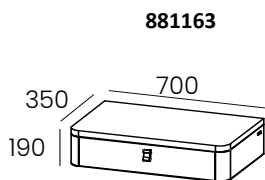
Nightstand x05

- 1 Drawer
- Nightstand to be Fixed on the wall
- Noir PX-001 or Brown PX-002 Handle

W:23 5/8" H:7 1/2" D:13 3/4"

kg	m3	vol	eco
20	0,062	1	01017010260

RETAIL		
Case	Front	
BX/LM	BX/LM	1,680
	BX-280	1,740
BX-280	LM	1,740
	BX - 280	1,800



881163

Nightstand x05.1

- 1 Drawer
- Nightstand to be Fixed on the wall
- Noir PX-001 or Brown PX-002 Handle

W:27 1/2" H:7 1/2" D:13 3/4"

kg	m3	vol	eco
20	0,062	1	01017010260

RETAIL		
Case	Slatted	
BX/LM	BX/LM	1,680
	BX-280	1,740
BX-280	LM	1,740
	BX-280	1,800

Bedroom - Case Pieces

**881125**

**W:53 1/8" H:31 1/8" D:21 1/4"**

kg	m3	vol	eco
93	0,596	2	01017010290

**Dresser x01**

- 3 Drawers
- Metal Foot always in LF and Brass Finish
- Slatted in BX or LM Finish
- Noir PX-001 or Brown PX-002 Handle

RETAIL		
Case	Slatted	
BX/LM	BX/LM	5,940
	BX-280	6,120
BX-280	LM	6,240
	BX-280	6,420

**881132**

**W:67" H:33 1/2" D:21 1/4"**

kg	m3	vol	eco
93	0,596	2	01017010290

**Dresser x04**

- 6 Drawers
- Metal Foot always in LF and Brass Finish
- Slatted in BX or LM Finish
- Noir PX-001 or Brown PX-002

RETAIL		
Case	Slatted	
BX/LM	BX/LM	8,250
	BX-280	8,550
BX-280	LM	8,550
	BX-280	8,850

**881131**

**W:78 3/4" H:31 1/8" D:21 1/4"**

kg	m3	vol	eco
125	0,857	2	01017010290

**Dresser x03**

- 6 Drawers
- Metal Foot always in LF and Brass Finish
- Slatted in BX or LM Finish
- Noir PX-001 or Brown PX-002 Handle

RETAIL		
Case	Slatted	
BX/LM	BX/LM	8,700
	BX-280	9,000
BX-280	LM	8,700
	BX-280	9,300
<b>Top - 881802</b>		
CM-S01 or CM-S03		1200
CM-S05		2700

**881126**

**W:53 1/8" H:31 1/8" D:21 1/4"**

kg	m3	vol	eco
82	0,596	2	01017010290

**Dresser x02**

- 3 Drawers
- Metal Foot always in LF and Brass Finish
- Noir PX-001 or Brown PX-002 Handle

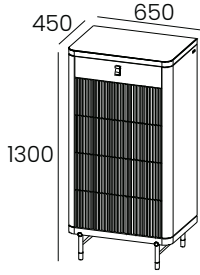
RETAIL		
Case	Front	
BX/LM	BX/LM	5,400
	BX-280	5,520
BX-280	LM	5,700
	BX-280	5,760

# FIDJI

## Bedroom - Case Pieces

881127

High Chest x01



- 5 Drawers
- Metal Foot always in LF and Brass Finish
- Slatted in BX or LM Finish
- Noir PX-001 or Brown PX-002 Handle

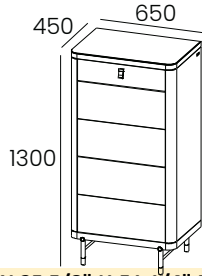
W:25 5/8" H:51 1/4" D:17 3/4"

kg	m3	vol	eco
78	0,445	2	01017010290

RETAIL		
Case	Slatted	
BX/LM	BX/LM	5,280
	BX-280	5,400
BX-280	LM	5,400
	BX-280	5,460

881128

High Chest x02



- 5 Drawers
- Metal Foot always in LF and Brass Finish
- Noir PX-001 or Brown PX-002 Handle

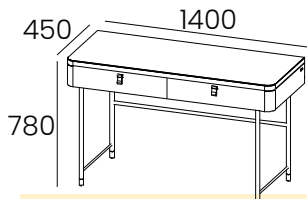
W:25 5/8" H:51 1/4" D:17 3/4"

kg	m3	vol	eco
71	0,445	2	01017010290

RETAIL		
Case	Front	
BX/LM	BX/LM	4,800
	BX-280	4,920
BX-280	LM	4,920
	BX-280	4,980

881129

Dressing Table x01



- 2 Drawers
- Metal Foot always in LF and Brass Finish
- Noir PX-001 or Brown PX-002 Handle

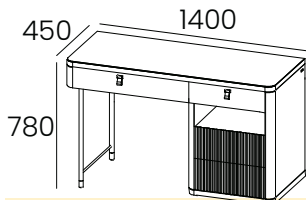
W:55 1/8" H:30 3/4" D:17 3/4"

kg	m3	vol	eco
36	0,602	1	01017010270

RETAIL		
Case	Front	
BX/LM	BX/LM	3,600
	BX-280	3,720
BX-280	LM	3,720
	BX-280	3,780

881130

Dressing Table x02



- 4 Drawers and 1 Niche
- Metal Foot always in LF and Brass Finish
- Slatted in BX or LM Finish
- Noir PX-001 or Brown PX-002 Handle

W:55 1/8" H:30 3/4" D:17 3/4"

kg	m3	vol	eco
81	0,602	1	01017010290

RETAIL		
Case	Slatted	
BX/LM	BX/LM	6,000
	BX-280	6,120
BX-280	LM	6,120
	BX-280	6,300