



Please also note our general details and sales information

Edition 14.06.2024

Errors and amendments excepted. Our General Terms and Conditions are effective. / WEEE-Reg.-No. DE 69718127

DESIGN

CONSTRUCTIVE DESIGN

All the materials used correspond to the requirements according to RAL-GZ 430/4.

Fully upholstered suite, metal base frame

Seat upholstery structure: rubber straps, polystyrene foam VW 40, Diolen

Back upholstery structure: polystyrene foam, Diolen

UPHOLSTERY CASUAL / LOOSE

With casual upholsteries you are rather sitting „in the sofa“ than on it, the upholstery snuggles. A casual/loose upholstery is characterized by a smooth upholstery structure. The cover is not wavel-ess. The ridge of the covers on the seat, back and the armrests as well as sitzmarks due to model and design are typical.

Slight differences in seat firmness with add-on groups are according to construction and therefore constitute no reason for complaint.

Upholstery with elements with swivelling seat

Due to the technical and constructive requirements the seat seems „noticeable firmer“ with these functional elements:

- E1
- E1L/R
- O1L/R
- I1L/R

BACK TENSIONING SECTIONS

All back tensioning sections are supplied as standard with the original cover.

COVERING MATERIALS

You may find the information concerning the specific properties of the covering materials on the sample labels.

INDICATIONS OF DIMENSIONS AND REQUIREMENTS

All the values given are approximate values: dimensions in centimetres, material requirements in metres, leather requirements in square metres.

FUNCTIONS

I FUNCTIONAL ARMREST

The armrests are adjustable by a ratchet mechanism that allows different positions. By pulling beyond the highest position the armrest can be returned to the basic position (armrest lies on the corpus again).



Please note: Armrests with ratchet mechanisms must not be used as seat in the folded up state. The joints are not designed for use with the entire weight of the body.

II FUNCTIONAL BACK

With each element the back can be raised. Thereby the seat depth is enlarged and the sofa becomes a high back.



The entire back can be adjusted backwards by a ratchet mechanism.

Additional sliding back with IL/R and I1L/R

In addition a sliding back is installed at the long side of the add-on corner which can be individually moved to the right respectively to the left. It also has the raisable functional back and the adjustment via ratchet mechanism.

III SEAT- AND ARMREST ADJUSTMENT

Swiveling seats incl. armrest with elements with code „1“

With all elements with code 1 the seat incl. the armrest is swiveling. The complete seat incl. the armrest can be converted into a lying area via manual turning up to 90° forward. Thereby the seat as well as the total depth is enlarged up to 42 cm.

Please note:

With elements with integrated sliding and/or swivel function a play of the individual seat and back units is due to design. The operation of the functions can cause a certain noise. These characteristics constitute no reason for complaint.



Please also note our general details and sales information

Edition 14.06.2024

Errors and amendments excepted. Our General Terms and Conditions are effective.

FOOTREST

optional, motor-driven footrest with manual folding function FKM (version with rechargeable battery = FKMA)

A motor-driven adjustable footrest can be installed as additional relax function (extra charge see price sheet).

By short touch of the front TOUCH-IT sensors (until the beep sounds) the footrest moves to the edge of the seat and stops. By afterwards permanently pressed sensor the footrest moves to the end position.



For optimal seat- and lying comfort it can also be folded out manually in addition. Thereby the seat- and total depth is enlarged up to 51 cm.



By constant actuation of the back sensor the footrest returns completely to the basic position under the seat (must be folded in before).

The TOUCH-IT sensors are attached in the middle between the two seats.

In case of contact with an obstacle the motor stops for safety reasons and moves back approx. 4 cm. When unfolded the front part of the footrest has an overload protection. If the load is too high the rest bends downwards but can be brought back to the basic position without great effort. The complete area of the footrest can be loaded with approx. 35 kg.

As an alternative to the version with mains current the footrest can also be supplied **with rechargeable battery (article FKMA)**.

When ordering the respective footrest (49 x 48 cm respectively 34 x 48 cm) is automatically assigned and delivered suitable for the sofa respectively add-on element.

The footrest can be installed with the following elements:

- **single sofas with 2 AR** (without swivel function)
- **daybed sofa LL/R** (with daybed element not possible)
- **add-on elements with 1 AR** (only at the respective armrest side and without swivel function)
- **add-on corner OL/R** (only at the respective armrest side)

Please note: With seats without armrest, elements with swivel function, add-on corners with sliding back and with daybeds the footrest can't be installed according to the construction.

When ordering please indicate below which element and as the case may be below which seat (standing in front left or right side or both-sided) the footrest is desired

A later fitting is unfortunately not possible.

LEGS

Aluminium casting sword runner optionally available in:

- polished
- bronzed
- black mat



FRAME

It can be chosen between a covered frame and a solid wooden frame.

The covered frame will be delivered on the lines of the chosen covering material.

The solid wooden frame (against extra charge see price sheet) is optionally available in:

- wild oak natural (UV laminated with oil effect)
- walnut (UV laminated with oil effect)

from the left to the right:



CUSHION RECOMMENDATION

For an optimum seat comfort with the **add-on corners OL/R and O1L/R** we recommend an additional back cushion Y (75 x 44 cm).

SEAM

Depending on the model, the seam on leather covers may be different from fabric covers, especially on fitted items. Decorative leather seam (as double lapped felling or double seams) may be omitted depending on the model according to suitability of the fabric covering material.



Please also note our general details and sales information

Edition 14.06.2024

Errors and amendments excepted. Our General Terms and Conditions are effective.

CONTRAST STITCHING

The production is carried out either **with contrast stitching** or with a **thread (tone on tone)** matching the leather in terms of colour.

CONTRAST STITCHING

With leather covers and with fabric 13-BISON a **contrast thread colour** must be explicitly chosen.

Unfortunately with fabric and microfiber covers without leather part a processing with contrast stitching is not possible (**Exception 13-BISON**).

THREAD TONE ON TONE

The model is worked with a thread matching the cover in terms of colour (tone on tone).



LIGHT GREY 0321

BEIGE 1222

NOUGAT 0281

GREY 0415

DARK BROWN 1002

BLACK 4000

RED 0504

DARK BLUE 0827

ORDER CHECK LIST

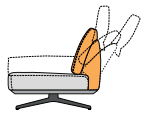
Please pay attention to the following issues respectively to complete indications when ordering:

- **combination** (with the add-on corners OL/R and O1L/R we recommend the back cushion Y 75 x 44 cm)
- **covering material**
- with leather covers production **with or without contrast stitching**
- with version with contrast stitching **colour of contrast**
- **finish of aluminium casting sword runner**
- with **version with solid wooden frame** also **finish**
- **optional footrest - FKM or FKMA, also element and if necessary below which seat** (standing in front left or right side or both-sided)

Errors and amendments excepted. Our General Terms and Conditions are effective.

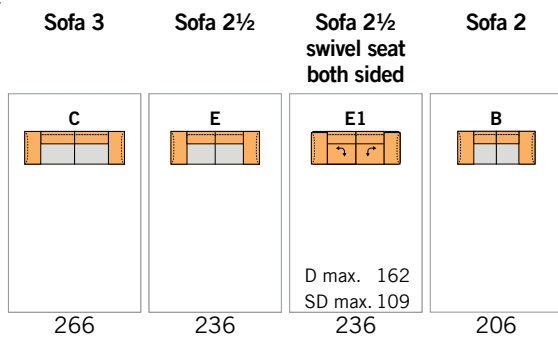
ELEMENTS WITH FUNCTIONAL BACK Elements with raisable functional back and functional armrest. With raised back the total height is enlarged up to 22 cm, the seat depth up to 13 cm. If the back is placed back the total depth is enlarged up to 33 cm. With elements with swiveling seats the seat and total depth is enlarged up to 42 cm as soon as the seat incl. AR has been turned forward up to 90°. Daybed P and daybed sofa LL/R as well as L1L/R: D max. 188 cm, SD min. 122 cm, SD max. 135 cm.

I SINGLE SOFAS AND DAYBED

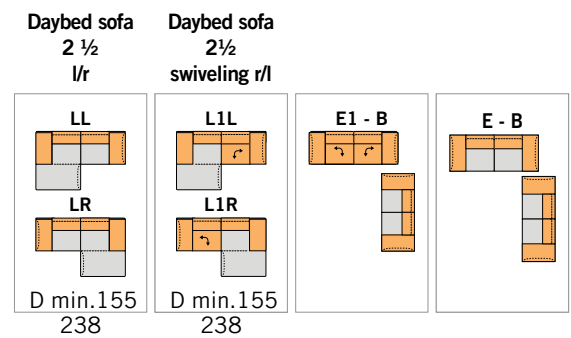


H min. 87
H max. 109
D min. 87
D max. 120
SD min. 54
SD max. 67
SH 44

W



I DAYBED SOFAS



FABRIC

Requirement

COM

10

13

16

20

25

30

45

LEATHER

Requirement

COM

X

A

B

C

D

E

F

G

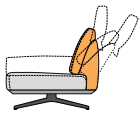
Extra charge for solid wooden frame:



Errors and amendments excepted. Our General Terms and Conditions are effective.

ELEMENTS WITH FUNCTIONAL BACK Elements with raisable functional back and functional armrest. With raised back the total height is enlarged up to 22 cm, the seat depth up to 13 cm. If the back is placed pback the total depth is enlarged up to 33 cm. With elements with swiveling seat the seat and total depth is enlarged up to 42 cm as soon as the seat incl. AR has been turned forward up to 90°. Daybed PL/R and P7/8: D max. 188 cm, SD min. 122 cm, SD max. 135 cm.

I ADD-ON ELEMENTS



H min. 87
H max. 109
D min. 87
D max. 120
SD min. 54
SD max. 67
SH 44

W

Sofa 3 AR l/r	Sofa 2½ AR l/r	Sofa 2 ½ AR w. swivel seat l/r	Sofa 2 AR l/r	Daybed AR l/r	EL - PR
CL	EL	E1L	BL	PL	
CR	ER	E1R	BR	PR	
224	194	D max. 162 SD max. 109	164	Dmin. 155	314 x 155

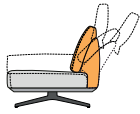
Requirement	FABRIC
COM	
10	
13	
16	
20	
25	
30	
45	

Requirement	LEATHER
COM	
X	
A	
B	
C	
D	
E	
F	
G	
Extra charge for solid wooden frame:	

Errors and amendments excepted. Our General Terms and Conditions are effective.

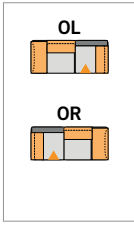
ELEMENTS WITH FUNCTIONAL BACK Elements with raisable functional back and functional armrest. With raised back the total height is enlarged up to 22 cm, the seat depth up to 13 cm. If the back is placed back the total depth is enlarged up to 33 cm. With elements with swiveling seat the seat and total depth is enlarged up to 42 cm as soon as the seat incl. AR has been turned forward up to 90°.

I ADD-ON CORNERS



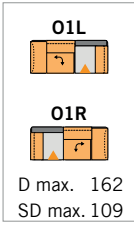
H min. 87
H max. 109
D min. 87
D max. 120
SD min. 54
SD max. 67
SH 44

Add-on corner
AR l/r



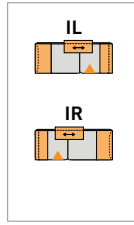
205

Add-on corner
AR w. swivel
seat l/r



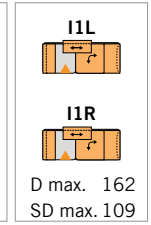
D max. 162
SD max. 109
205

Add-on corner
AR l/r
w. sliding back

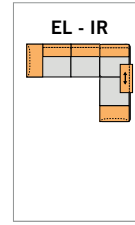


205

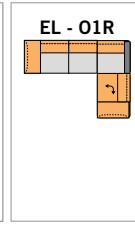
Add-on corner AR
w. swivel seat l/r
a. sliding back



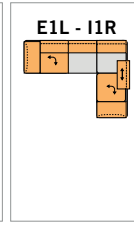
D max. 162
SD max. 109
205



281 x 205



281 x 205



280 x 205

W

Requirement

COM

10

13

16

20

25

30

45

Requirement

COM -

X

A

B

C

D

E

F

G

Extra charge for solid wooden frame:



Errors and amendments excepted. Our General Terms and Conditions are effective.

I STOOLS

		Stool bench	Jumbo stool
H	44		
D	60	HB 	HX
W		120	90

Requirement	2,00	1,80
COM		
10		
13		
16		
20		
25		
30		
45		

FABRIC

Requirement	3,70	3,00
COM		
X		
A		
B		
C		
D		
E		
F		
G		
Extra charge for solid wooden frame:		

LEATHER



Errors and amendments excepted. Our General Terms and Conditions are effective.

motor-driven footrest with manual folding function FKM (version with rechargeable battery = FKMA) When ordering the according footrest suitable for the desired sofa, add on element or add-on corner will be automatically assigned and delivered.

I ACCESSORIES / DECORATIVE CUSHIONS

Footrest motor-driven foldable	Footrest motor-driven foldable w. battery	Back cushion	Flagging cushion large	Flagging cushion small	Kidney-shaped cushion large	Kidney-shaped cushion medium	Kidney-shaped cushion small
FKM 	FKMA 	Y 	Y24 	Y23 	YC 	YE 	YB
		D 44 75	D 72 72	D 52 52	D 23 85	D 23 70	D 23 55

W

FABRIC	Requirement	0,80	0,80	1,70	0,60	1,00	0,80	0,70
	COM							
	10							
	13							
	16							
	20							
	25							
	30							
	45							

LEATHER	Requirement	1,10	1,10	2,00	1,10	1,10	1,00	0,80
	COM							
	X							
	A							
	B							
	C							
	D							
	E							
	F							
	G							