

INFO SHEET



hartmann
Von der Natur empfohlen.

furn plan

ScanPrix

PLANUM®
F U R N I T U R E

Planum, Inc
Swedesford Corporate Center
619 B Swedesford Road
Frazer, PA 19355

Tel : 610/251-2120
Tel : 800/343-0042
Fax : 610/251-2290

email info@planumfurniture.com
visit us planumfurniture.com

KNUD

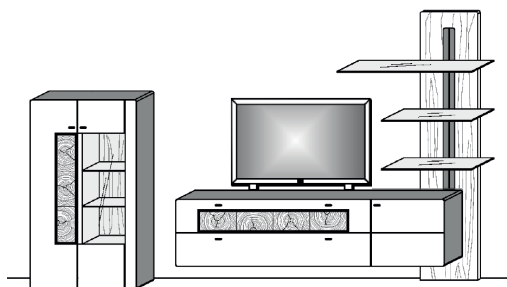
**Living/ Dining room system
Beech heartw.**

**with brushed surface
and lacquered**

EFFECTIVE APRIL 1, 2024

Combi no. 20

appl. back panel reef wood
consisting of:
1x 8186 1x 3218
1x 0112



Size W/H/D in cm

337 / 213 / 46

Price

Extras**Art. no.**

conc. lighting for 0112

9611

conc. light for 8186

9812

Combi no. 22

appl. back panel reef wood
consisting of:
1x 8186 1x 3218
1x 4171

Size W/H/D in cm

359 / 176 / 46

Price

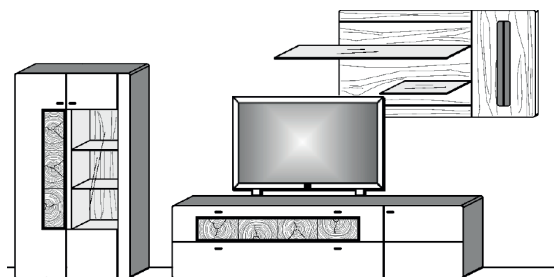
Extras**Art. no.**

conc. light for 8186

9812

conc. lighting for 4171

9613

**Combi no. 24**

appl. back panel reef wood
consisting of:
1x 0073 1x 3218
1x 1045 1x 6111

Size W/H/D in cm

329 / 208 / 46

Price

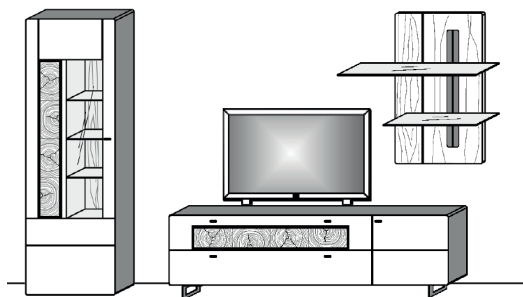
Extras**Art. no.**

conc. lighting for 0073

9811

conc. lighting for 6111

9612

**Combi no. 26**

appl. back panel reef wood
consisting of:
1x 8186 1x 3187
1x 1045 1x 2162

Size W/H/D in cm

284 / 179 / 46

Price

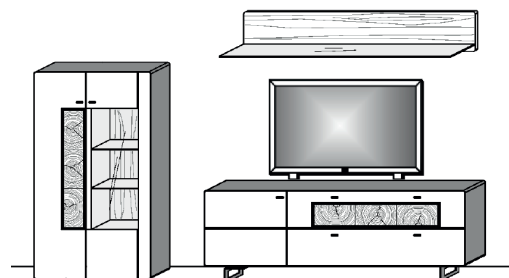
Extras**Art. no.**

conc. light for 8186

9812

panel lighting for 2162

9723



Due to the design, the LED strips are not interchangeable, as they are firmly attached to carrier profiles such as e.g. aluminum profiles and must be glued. In this way, we guarantee a consistently long service life for our lights. We reserve the right to make technical changes to the model and dimensions! Models protected by law! Due to different designs and functions, the dimensions specified on the order confirmation may vary slightly in individual cases.

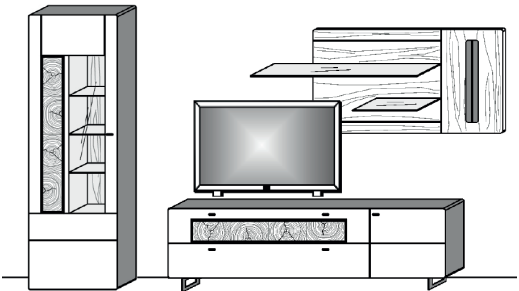
Combi no. 28

appl. back panel reef wood
consisting of:
1x 0073 1x 3218
1x 1045 1x 4171

Size W/H/D in cm 340 / 208 / 46

Price

Extras	Art. no.	
conc. lighting for 0073	9811	
conc. lighting for 4171	9613	



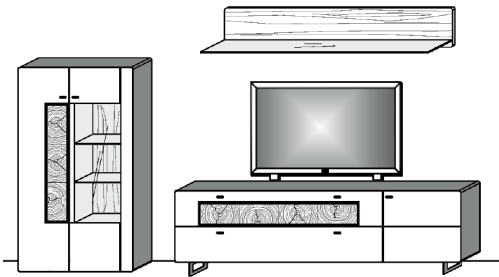
Combi no. 30

appl. back panel reef wood
consisting of:
1x 8186 1x 3218
1x 1045 1x 2162

Size W/H/D in cm 317 / 179 / 46

Price

Extras	Art. no.	
conc. light for 8186	9812	
panel lighting for 2162	9723	



Due to the design, the LED strips are not interchangeable, as they are firmly attached to carrier profiles such as e.g. aluminum profiles and must be glued. In this way, we guarantee a consistently long service life for our lights. We reserve the right to make technical changes to the model and dimensions! Models protected by law! Due to different designs and functions, the dimensions specified on the order confirmation may vary slightly in individual cases.

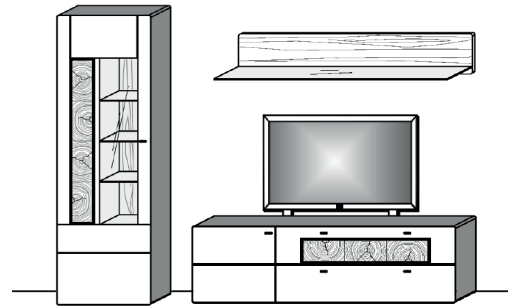
Combi no. 32

appl. back panel reef wood
consisting of:
1x 0073 1x 3178
1x 2162

Size W/H/D in cm **264 / 210 / 46**

Price

Extras	Art. no.	
conc. lighting for 0073	9811	
panel lighting for 2162	9723	



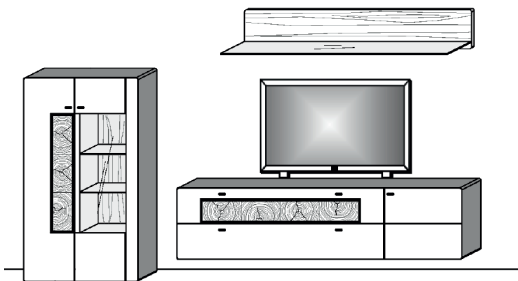
Combi no. 34

appl. back panel reef wood
consisting of:
1x 8186 1x 3218
1x 2162

Size W/H/D in cm **313 / 179 / 46**

Price

Extras	Art. no.	
conc. light for 8186	9812	
panel lighting for 2162	9723	



Due to the design, the LED strips are not interchangeable, as they are firmly attached to carrier profiles such as e.g. aluminum profiles and must be glued. In this way, we guarantee a consistently long service life for our lights. We reserve the right to make technical changes to the model and dimensions! Models protected by law! Due to different designs and functions, the dimensions specified on the order confirmation may vary slightly in individual cases.

Lowboard le.

Carcase anthracite
1 wooden door
1 doubledrawer
with end grain timber
1 doubledrawer
1 cable channel in top plate

can be installed standing
or hanging



Size in cm

W 211 H 54 D 44

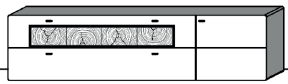
Art. no.

3217 le.

Lowboard ri.

Carcase anthracite
1 doubledrawer
with end grain timber
1 doubledrawer
1 wooden door
1 cable channel in top plate

can be installed standing
or hanging



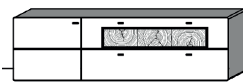
W 211 H 54 D 44

3218 ri.

Lowboard le.

Carcase anthracite
1 wooden door
1 drawer
with end grain timber
1 drawer
1 cable channel in top plate

can be installed standing
or hanging



W 182 H 53 D 44

3187 le.

Lowboard ri.

Carcase anthracite
1 drawer
with end grain timber
1 drawer
1 wooden door
1 cable channel in top plate

can be installed standing
or hanging

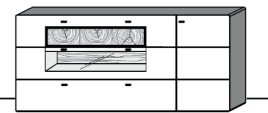


W 182 H 53 D 44

3188 ri.

Sideboard

Carcase anthracite
back reef beech
1 drawer
with end grain timber
1 wooden flap with glass
1 drawer
1 wooden door **extra: light in display**
1 wooden shelf **1 x 9721**
2 fixed wooden shelves



Size in cm

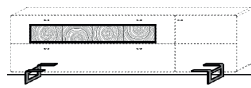
W 182 H 82 D 44

Art. no.

4182

Pair of supports metal anthracite

For items:
3217/3218
3187/3188
4182/6161

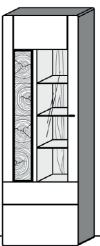


W 12 H 13 D 41

1045

**Display cabinet le.**

Carcase anthracite
back reef beech
1 wooden-/ glass door
with end grain timber
2 fixed wooden shelves
3 glass shelves



extra: light in display
1 x 9811

Size in cm

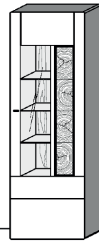
W 67 H 208 D 38

Art. no.

0073 le.

Display cabinet ri.

Carcase anthracite
back reef beech
1 wooden-/ glass door
with end grain timber
2 fixed wooden shelves
3 glass shelves



extra: light in display
1x9811

W 67 H 208 D 38

0074 ri.

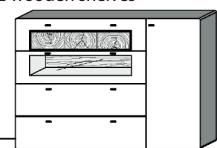


Deutsche Bundesstiftung Umwelt

When it comes to **sustainability**,
Hartmann shows **full transparency**. We plant a new tree for every
tree used in production.

Highboard

Carcase anthracite
back reef beech
1 drawer
with end grain timber
1 wooden flap with glass
2 drawers **extra: light in display**
1 wooden door **1 x 9722**
1 fixed wooden shelf
2 wooden shelves



Size in cm

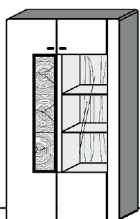
W 163 H 117 D 44

Art. no.

6161

Highboard le./ ri.

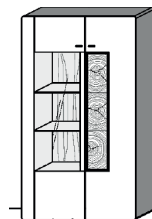
Carcase anthracite
back reef beech
1 wooden door
with end grain timber
1 wooden-/ glass door
extra: light in display
1 x 9812



W 86 H 155 D 38

8186 le.

3 wooden shelves
2 wooden shelves
2 glass shelves

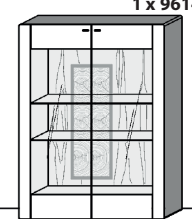


W 86 H 155 D 38

8187 ri.

Highboard

Carcase anthracite
back reef beech
2 wooden-/ glass doors
1 fixed wooden shelf
2 glass shelves **extra: lighting**
1 x 9614



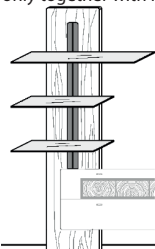
W 115 H 146 D 38

7111

Due to the design, the LED strips are not interchangeable, as they are firmly attached to carrier profiles such as e.g. aluminum profiles and must be glued. In this way, we guarantee a consistently long service life for our lights. We reserve the right to make technical changes to the model and dimensions! Models protected by law! Due to different designs and functions, the dimensions specified on the order confirmation may vary slightly in individual cases.

Panel le.
back reef beech
3 glass shelves


only together with lowboard



extra: lighting
1 x 9611

Panel ri.
back reef beech
3 glass shelves


only together with lowboard



extra: lighting
1 x 9611

Wall panel
back reef beech
1 glass shelf

extra: panel lighting
1 x 9723



Size in cm

W 106 H 211 D 23

Art. no.

0111 le.

W 106 H 211 D 23

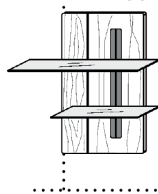
0112 ri.

W 168 H 29 D 23

2162

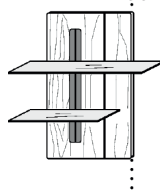
Wall panel
wooden back panel brushed
application reef beech
2 glass shelves
1 profile bar anthr.

extra: lighting
1 x 9612



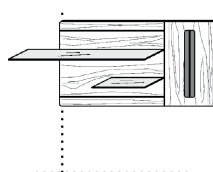
Wall panel
wooden back panel brushed
application reef beech
2 glass shelves
1 profile bar anthr.

extra: lighting
1 x 9612



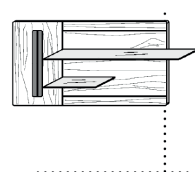
Wall panel
wooden back panel brushed
application reef beech
2 glass shelves
1 profile bar anthr.

extra: lighting
1 x 9613



Wall panel
wooden back panel brushed
application reef beech
2 glass shelves
1 profile bar anthr.

extra: lighting
1 x 9613



Size in cm

W 106 H 115 D 23

Art. no.

6111

W 106 H 115 D 23

6112

W 170 H 77 D 23

4171

W 170 H 77 D 23

4172



Hartmann furniture was „organic“ even before there was a seal: At the end of the 1980s, the company was able to successfully establish itself in the new market segment of „fully solid organic furniture“. Until today, its furniture stands for **durability, sustainable innovations and real originals from nature.**

Due to the design, the LED strips are not interchangeable, as they are firmly attached to carrier profiles such as e.g. aluminum profiles and must be glued. In this way, we guarantee a consistently long service life for our lights. We reserve the right to make technical changes to the model and dimensions! Models protected by law! Due to different designs and functions, the dimensions specified on the order confirmation may vary slightly in individual cases.

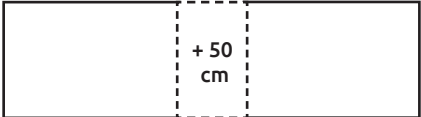


article no.	Size W/H/D in cm	weight in kg	persons
5580-1586	L 160/210 W 95 H 76	129	6-8
5580-1587	L 190/240 W 95 H 76	131	8-10
5580-1588	L 50	10	+2

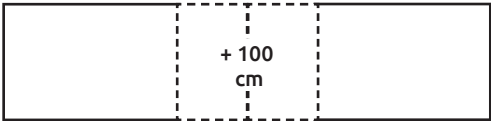


Dining table with middle extension
wooden frame anthr. with wooden appl.
application reef beech
Floor plate metal anthracite

Customizations
Customization not possible!






Standard: one extension included






Optional: max. 2 extensions possible





Due to the design, the LED strips are not interchangeable, as they are firmly attached to carrier profiles such as e.g. aluminum profiles and must be glued. In this way, we guarantee a consistently long service life for our lights. We reserve the right to make technical changes to the model and dimensions! Models protected by law! Due to different designs and functions, the dimensions specified on the order confirmation may vary slightly in individual cases.

ANNI				
Chair Anni	kind of wood	article no.	inner/ outer finish	
	Beech heartw.	5580-0632	Fabric	
		type of frame	Leather	
			Size W/H/D in cm	
	W 52 H 79 D 62 SH 49			
		The chair with active padding can be locked. Then the chair does not move.	Measures for fabric/ leather	Fabric 140 x 125 cm

Carver Anni		kind of wood	article no.	inner/ outer finish	
		Beech heartw.	5580-0633	Fabric	
				Leather	
			type of frame	Size W/H/D in cm	
			wood	W 61 H 79 D 62 SH 49	
		Active padding			
			The chair with active padding can be locked. Then the chair does not move.	Measures for fabric/ leather	
				Fabric 140 x 145 cm	
				Leather 2,60 m²	



When ordering combinable covers, always state:
cover 1: seat back
cover 2: seat front

RICARDA				
	Chair Ricarda	article no.	inner/ outer finish	
		5580-1700	fabric 1/fabric 2	
			fabric 1/ leather 2	
			leather 1/fabric 2	
			leather 1/leather 2	
			Size W/H/D in cm	
			W 55 H 91 D 61 SH 49	
			Measures for fabric/ leather	
		2,5 m²		
		type of frame		
		Metal anthracite turn-back-rot. 180°		

Coffee table

Beech heartw.
surface brushed and lacquered

Model no. 5580- KNUD

price list 2024

Coffee table
topplate adjustable in height
base plate & pillar wood anthr.
drawer front & rear panel sandblasted
carcass brushed
1 drawer
1 niche




adjustable in height

Size in cm	W 110 H 48/63 D 70
Art. no.	1422



Extras

concealed lighting:
7,66 Watt
For items:
0111/0112
This luminaire contains built in
LED-lamps that cannot be changed.
Energy efficiency category F



Size in cm	H 2x 124
Art. no.	9611

concealed lighting:
5,44 Watt
For items:
6111/6112
This luminaire contains built in
LED-lamps that cannot be changed.
Energy efficiency category F




Size in cm	H 2x 86
Art. no.	9612

concealed lighting:
3,52 Watt
For items:
4171/4172
This luminaire contains built in
LED-lamps that cannot be changed.
Energy efficiency category F



Size in cm	H 2x 57
Art. no.	9613

concealed lighting:
6,4 Watt
For item:
Z111
This luminaire contains built in
LED-lamps that cannot be changed.
Energy efficiency category F



Size in cm	W 21 H 83
Art. no.	9614

conc. light display
3,68 Watt
For item:
4182

This luminaire contains built in
LED-lamps that cannot be changed.
Energy efficiency category F



Size in cm	W 121
Art. no.	9721

conc. light display
3,36 Watt
For item:
6161

This luminaire contains built in
LED-lamps that cannot be changed.
Energy efficiency category F



Size in cm	W 111
Art. no.	9722


panel lighting
5,12 Watt
For item:
2162

This luminaire contains built in
LED-lamps that cannot be changed.
Energy efficiency category F



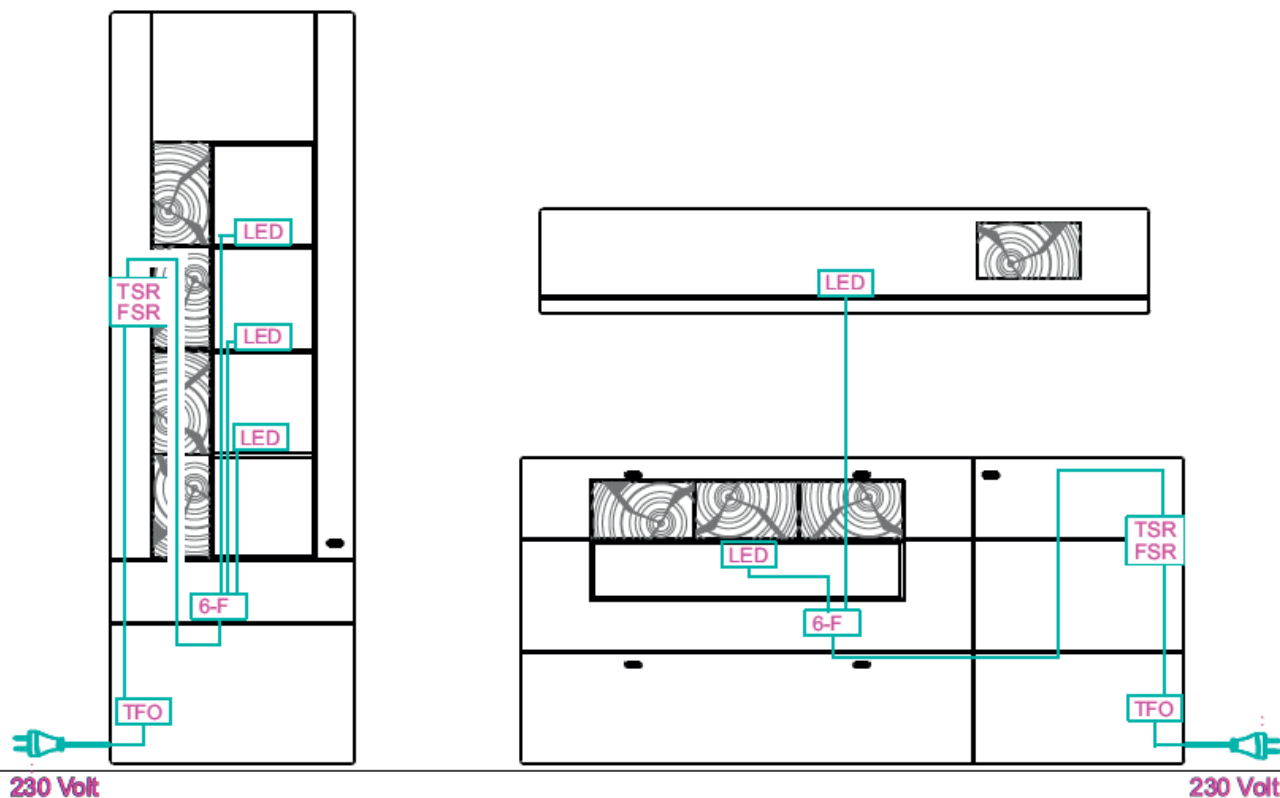
Size in cm	W 160
Art. no.	9723

conc. light display
7,04 Watt
For items:
0073/0074
This luminaire contains built in
LED-lamps that cannot be changed.
Energy efficiency category F




Size in cm	H 2x 113
Art. no.	9811

Due to the design, the LED strips are not interchangeable, as they are firmly attached to carrier profiles such as e.g. aluminum profiles and must be glued. In this way, we guarantee a consistently long service life for our lights. We reserve the right to make technical changes to the model and dimensions! Models protected by law! Due to different designs and functions, the dimensions specified on the order confirmation may vary slightly in individual cases.

Standard-Verkabelungsschema**conc. light display****5,44 Watt**

For items:

0180/0187
This furniture contains built in LED-lamps that cannot be changed. Energy efficiency category F

**Touch switch**

with on-/off- and dimming function. To every order with lighting a touch switch is added without charge. All items have to be connected by cable. If you require individual switching, additional touch switches must be ordered for a charge.

**4-channel remote control with 1 receiver**

- 1 transformator possible (max 30 W)
- for controlling up to 4 channels (secondary)
- Different dimming of the individual channels possible.



hand sender
incl. 1 receiver



receiver

Additional receiver for remote control 0118

necessary for:

- Exceeding the transformer load (max 30 W)
- spatial separation of the elements to be chopped, if they should or can not be connected with a cable.



Size in cm

H 2x 85

Art. no.

9812

0140

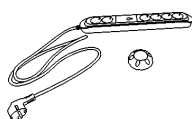
0118

0116

Multiple socket

remote control

2 sockets with steady current/
4 sockets to be switched



Size in cm

Art. no.

0130

**Climate-friendly production**

Hartmann uses **solar energy** for electricity, heats the production halls with **leftover wood**, treats **water** and is committed to the **1.5 degree target set by the UN**.

Due to the design, the LED strips are not interchangeable, as they are firmly attached to carrier profiles such as e.g. aluminum profiles and must be glued. In this way, we guarantee a consistently long service life for our lights. We reserve the right to make technical changes to the model and dimensions! Models protected by law! Due to different designs and functions, the dimensions specified on the order confirmation may vary slightly in individual cases.



Beech heartw.

Our beech wood is made of the heart of the beech trunk with a partially cut pith. The brownish colored edge of the pith characterizes the character of the core boards. Beech heartwood is a hardwood with a tendency to „work“ easily even after professional processing. The surface of the beech wood remains relatively colour-stable, but can become yellowish depending on the intensity of sunlight.



Reef beech


In order to preserve the character of a wooden surface that has been marked by wind and weather, the wooden surfaces are first blasted with a special granulate.

This removes the soft parts of the wood's surface, making it extremely rough. With a brushing machine and by hand, these surfaces are smoothed and covered with water-based paint and wax.

Current leather/fabric collection:




leather 12 Brown



leather 13 Grey



leather 16 Black




leather 21 Dark Green




leather 22 Cognac



leather 23 Atlantic Blue



leather 26 Sahara



fabric 55 Marine



fabric 58 Grey




fabric 67 Hazelnut




fabric 68 Shark Grey




fabric 69 Ivory




fabric 55B Sand




fabric 56B Coffee



fabric 57B Mint



fabric 58B Anthracite



fabric 74 Medium Grey



fabric 75 Dark Beige



fabric 76 Light Brown



fabric 77 Olive Green



fabric 97 Anthracite

Due to the design, the LED strips are not interchangeable, as they are firmly attached to carrier profiles such as e.g. aluminum profiles and must be glued. In this way, we guarantee a consistently long service life for our lights. We reserve the right to make technical changes to the model and dimensions! Models protected by law! Due to different designs and functions, the dimensions specified on the order confirmation may vary slightly in individual cases.

**Sie haben noch Fragen?
Wir helfen Ihnen gern.**



Kontakt:
Hartmann Möbelwerke GmbH
Hörster 20 • D-48361 Beelen
+49 (0) 25 86 88 90
info@moebel-hartmann.com
www.moebel-hartmann.com



Pinterest:
[www.pinterest.com/
HartmannMoebel](http://www.pinterest.com/HartmannMoebel)



Facebook:
[www.facebook.com/
moebel.hartmann](http://www.facebook.com/moebel.hartmann)



Instagram:
[www.instagram.com/
hartmann_moebel](http://www.instagram.com/hartmann_moebel)



Youtube:
[www.youtube.com/
MöbelHartmann](http://www.youtube.com/MöbelHartmann)



Twitter:
[www.twitter.com/
MoebelHartmann](http://www.twitter.com/MoebelHartmann)

hartmann
Von der Natur empfohlen.