

# INTERI VISION COLLECTION

by Caryn Donovan & Michele Mantovani



DINING, MEDIA, HOME OFFICE, BEDROOM

**PLANUM**<sup>®</sup>  
FURNITURE

Planum, Inc  
Swedesford Corporate Center  
619 B Swedesford Road  
Frazer, PA 19355

email [info@planumfurniture.com](mailto:info@planumfurniture.com)  
visit us [planumfurniture.com](http://planumfurniture.com)

Tel : 610/251-2120  
Tel : 800/343-0042  
Fax : 610/251-2290

# Finishes


## OAK (ROBLE)



White Feather Oak  
(Blanco Pluma)



Coffee Oak  
(Cafe)




Black Night Oak  
(Negro Noche)



North Gray Oak  
(Gris Norte)



Brown Volcano Oak  
(Marron Volcanico)



Gold Volcano Oak  
(Oro Volcanico)


## OAK BURL (ROBLE RAIZ)



Warm White Oak Burl  
(Blanco Calido)



Coffee Oak Burl  
(Cafe)



Black Night Oak Burl  
(Negro Noche)



North Gray Oak Burl  
(Gris Norte)



Brown Volcano Oak Burl  
(Marron Volcanico)

## WALNUT (NOGAL)




Dark Walnut  
(Nogal Oscuro Color 1)



Light Walnut  
(Nogal Claro Color 2)

## EBONY



## METAL



High Gloss Brass  
(Laton Brillo)



Antique Brass  
(Laton Antiguo)



Matte Brass  
(Laton Mate)



Rose Brass  
(Laton Rosa)



Brushed Stainless Steel  
(Acero Patinado)



Shiny Stainless Steel  
(Acero Brillo)




Black Copper  
(Cobre Negro)


## PAINTED METAL




Dark Silver  
(Silver Oscuro)



Light Silver  
(Silver Claro)



Copper Vital  
(Cobre Vital)




Brushed Brass  
(Ambar Patindao)




Coral



Matte Brass  
(Ambar)



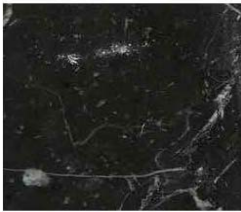
Brass Vital  
(Laton Vital)



Black Copper  
(Cobre Negro)

# Finishes

## MARBLE



Black Marble  
(Negro Marquina)



Emperador Gold  
(Emperador Oro)



White Marble  
(Blanco Macael)



Luzinda White Marble  
(Blanco Luzinda)


## LACQUERS




Black Pizarra  
(Negro Pizarra)




Mustard  
(Mostaza)



Clear Beige  
(Beige Claro)



Brown Pizarra  
(Marron Pizarra)



Land  
(Tierra)



Cobalt Blue  
(Cobalto)

**Lacquer Finishes:  
5% Sheen Standard**

**100% Sheen Available--  
5% Upcharge**

## LACQUER PAINTED FINISHES ON OAK OPEN PORE




Black Pizarra  
(Negro Pizarra)




Mustard  
(Mostaza)




Clear Beige  
(Beige Claro)



Brown Pizarra  
(Marron Pizarra)



Land



Cobalt Blue

# TABLE OF CONTENTS

	<u>PAGE #</u>
<b>Dining</b>	<b>5-19</b>
Dining Tables	5-10
Dining Chairs	10-14
Buffets	14-16
Bars	16-17
Vitrines	17-19
<b>Media</b>	<b>20-21</b>
<b>Home Office</b>	<b>21-24</b>
<b>Bedroom</b>	<b>25-53</b>
Complete Bed	25
Headboards	26-43
Bedframes	44-49
Bedroom Cabinets	50-53

# Dining Tables

## Description

## Dimensions in Inches

Item No.	Finish	W	H	D
----------	--------	---	---	---

### ASTOR Rectangular Dining Table

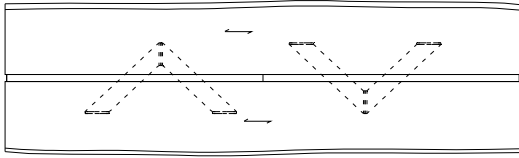
w/ Live Edge  
w/ Metal Base

149 5/8"

30"

43 3/8"

\*\*\*Center Seam in Wood Top & Metal Accent\*\*\*



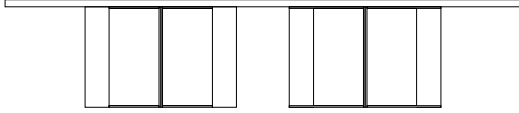
<b>19044</b>	Oak, Lacquer or Ebony
<b>19044/R</b>	Oak Burl
<b>19044/N</b>	Walnut
<b>DEDUCT</b>	Deduct For Painted Metal

133 7/8"

30"

43 3/8"

\*\*\*Center Seam in Wood Top & Metal Accent\*\*\*



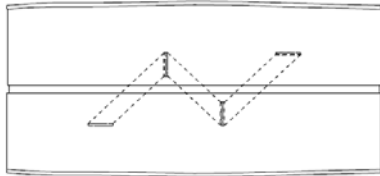
<b>19043</b>	Oak, Lacquer or Ebony
<b>19043/R</b>	Oak Burl
<b>19043/N</b>	Walnut
<b>DEDUCT</b>	Deduct For Painted Metal

118 1/8"

30"

43 3/8"

\*\*\*Center Seam in Wood Top & Metal Accent\*\*\*



<b>19042</b>	Oak, Lacquer or Ebony
<b>19042/R</b>	Oak Burl
<b>19042/N</b>	Walnut
<b>DEDUCT</b>	Deduct For Painted Metal

94 1/2"

30"

43 3/8"



<b>19041</b>	Oak, Lacquer or Ebony
<b>19041/R</b>	Oak Burl
<b>19041/N</b>	Walnut
<b>DEDUCT</b>	Deduct For Painted Metal

86 5/8"

30"

43 3/8"

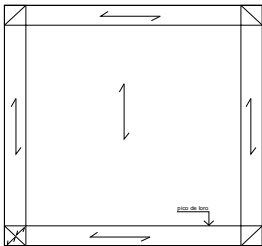
<b>19040</b>	Oak, Lacquer or Ebony
<b>19040/R</b>	Oak Burl
<b>19040/N</b>	Walnut
<b>DEDUCT</b>	Deduct For Painted Metal

### EVA Square Dining Table

70 7/8"

30"

70 7/8"

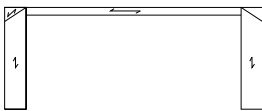


<b>19046</b>	Oak, Lacquer or Ebony
<b>19046/R</b>	Oak Burl
<b>19046/N</b>	Walnut

59"

30"

59"



<b>19045</b>	Oak, Lacquer or Ebony
<b>19045/R</b>	Oak Burl
<b>19045/N</b>	Walnut

### EVA Rectangular Dining Table

94 1/2"

30"

43 3/8"

<b>19049</b>	Oak, Lacquer or Ebony
<b>19049/R</b>	Oak Burl
<b>19049/N</b>	Walnut

86 5/8"

30"

43 3/8"



<b>19048</b>	Oak, Lacquer or Ebony
<b>19048/R</b>	Oak Burl
<b>19048/N</b>	Walnut

78 3/4"

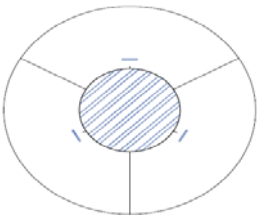
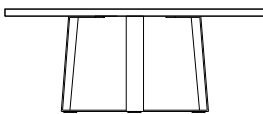
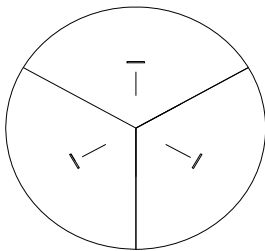
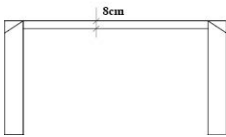
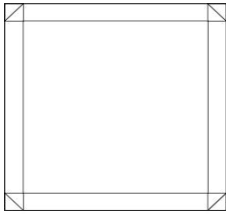
30"

39 3/8"

<b>19047</b>	Oak, Lacquer or Ebony
<b>19047/R</b>	Oak Burl
<b>19047/N</b>	Walnut

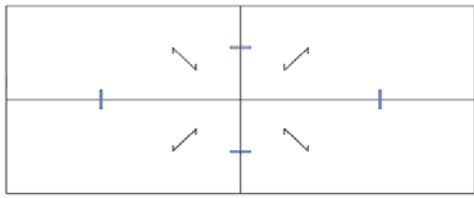
# Dining Tables

Description		Dimensions in Inches		
Item No.	Finish	W	H	D
<b>EVA Rectangular Extension Dining Table</b> w/ 1x Extension 31 1/2" W		83 1/2"	30"	42 1/8"
19166	Oak, Lacquer or Ebony			
19166/R	Oak Burl			
19166/N	Walnut			
<b>EVA Rectangular Extension Dining Table</b> w/ 1x Extension 31 1/2" W		71 5/8"	30"	38 1/4"
19165	Oak, Lacquer or Ebony			
19165/R	Oak Burl			
19165/N	Walnut			
<b>EVA Square Extension Dining Table</b> w/ 1x Extension 31 1/2" W		56"	30"	56"
19164	Oak, Lacquer or Ebony			
19164/R	Oak Burl			
19164/N	Walnut			
<b>SOHO Round Dining Table</b> w/ Metal Base		78 3/4"	30"	78 3/4"
19052	Oak, Lacquer or Ebony			
19052/R	Oak Burl			
19052/N	Walnut			
DEDUCT	Deduct For Painted Metal			
UPCHARGE	Upcharge for Leather Upholstered Legs w/ Metal Reveal			
	70 7/8"	30"	70 7/8"	
19051	Oak, Lacquer or Ebony			
19051/R	Oak Burl			
19051/N	Walnut			
DEDUCT	Deduct For Painted Metal			
UPCHARGE	Upcharge for Leather Upholstered Legs w/ Metal Reveal			
	63"	30"	63"	
19050	Oak, Lacquer or Ebony			
19050/R	Oak Burl			
19050/N	Walnut			
DEDUCT	Deduct For Painted Metal			
UPCHARGE	Upcharge for Leather Upholstered Legs w/ Metal Reveal			
<b>LAZY SUSAN Upcharge for SOHO Dining Table</b>		31 1/2"	3/4"	31 1/2"
		27 1/2"	3/4"	27 1/2"
		19 5/8"	3/4"	19 5/8"
19381	Upcharge for Lazy Susan in Oak			
19381/R	Upcharge for Lazy Susan in Oak Burl			
19381/N	Upcharge for Lazy Susan in Walnut			
19382	Upcharge for Lazy Susan in Metal			
19383	Upcharge for Lazy Susan in Marble			
19384	Upcharge for Lazy Susan in Mirror			
19385	Upcharge for Lazy Susan in Leather			



# Dining Tables

Description		Dimensions in Inches		
Item No.	Finish	W	H	D



<b>SOHO Rectangular Dining Table</b> w/ Metal Base		110 1/4"	30"	47 1/4"
---	--	----------	-----	---------

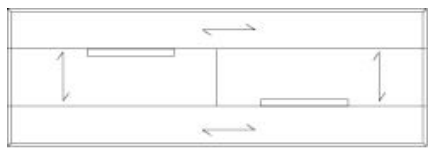
<b>19397</b>	Oak, Lacquer or Ebony
<b>19397/R</b>	Oak Burl
<b>19397/N</b>	Walnut
<b>DEDUCT</b>	Deduct For Painted Metal

	94 1/2"	30"	47 1/4"
--	---------	-----	---------

<b>19398</b>	Oak, Lacquer or Ebony
<b>19398/R</b>	Oak Burl
<b>19398/N</b>	Walnut
<b>DEDUCT</b>	Deduct For Painted Metal

	86 5/8"	30"	47 1/4"
--	---------	-----	---------

<b>19300</b>	Oak, Lacquer or Ebony
<b>19300/R</b>	Oak Burl
<b>19300/N</b>	Walnut
<b>DEDUCT</b>	Deduct For Painted Metal

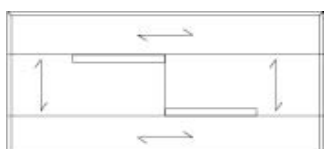


<b>MANHATTAN Rectangular Dining Table</b> w/ Metal Accents		133 7/8"	30"	47 1/4"
---	--	----------	-----	---------

<b>19183</b>	Oak, Lacquer or Ebony
<b>19183/R</b>	Oak Burl
<b>19183/N</b>	Walnut
<b>DEDUCT</b>	Deduct For Painted Metal

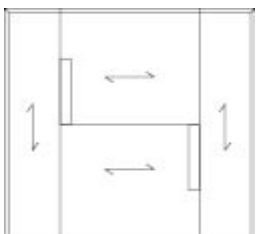
	126"	30"	47 1/4"
--	------	-----	---------

<b>19182</b>	Oak, Lacquer or Ebony
<b>19182/R</b>	Oak Burl
<b>19182/N</b>	Walnut
<b>DEDUCT</b>	Deduct For Painted Metal



<b>MANHATTAN Rectangular Dining Table</b> w/ Metal Accents		94 1/2"	30"	47 1/4"
---	--	---------	-----	---------

<b>19181</b>	Oak, Lacquer or Ebony
<b>19181/R</b>	Oak Burl
<b>19181/N</b>	Walnut
<b>DEDUCT</b>	Deduct For Painted Metal



<b>MANHATTAN Square Dining Table</b> w/ Metal Accents		70 7/8"	30"	70 7/8"
--	--	---------	-----	---------

<b>19180</b>	Oak, Lacquer or Ebony
<b>19180/R</b>	Oak Burl
<b>19180/N</b>	Walnut
<b>DEDUCT</b>	Deduct For Painted Metal

	59"	30"	59"
--	-----	-----	-----

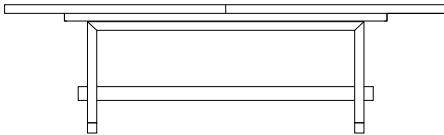

<b>19179</b>	Oak, Lacquer or Ebony
<b>19179/R</b>	Oak Burl
<b>19179/N</b>	Walnut
<b>DEDUCT</b>	Deduct For Painted Metal

# Dining Tables

Description		Dimensions in Inches		
Item No.	Finish	W	H	D



<b>CAMDEN Dining Table</b> w/ Metal Accents		110 1/4"	30"	43 3/8"
<b>19388</b>	Oak, Lacquer or Ebony			
<b>19388/R</b>	Oak Burl			
<b>19388/N</b>	Walnut			
		94 1/2"	30"	43 3/8"
<b>19387</b>	Oak, Lacquer or Ebony			
<b>19387/R</b>	Oak Burl			
<b>19387/N</b>	Walnut			
		86 5/8"	30"	43 3/8"
<b>19386</b>	Oak, Lacquer or Ebony			
<b>19386/R</b>	Oak Burl			
<b>19386/N</b>	Walnut			

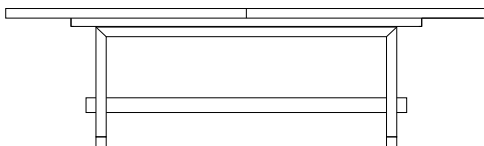



<b>CAMDEN Drop-in Extension Dining Table</b> w/ Metal Accents		110 1/4"	30"	43 3/8"
		w/ 2x - 23 5/8" Drop-In Extensions		
<b>19409</b>	Oak, Lacquer or Ebony			
<b>19409/R</b>	Oak Burl			
<b>19409/N</b>	Walnut			
<b>UPCHARGE</b>	Wood Apron to Cover Glides in CLOSED Position			
		110 1/4"	30"	43 3/8"
		w/ 1x - 23 5/8" Drop-In Extensions		

<b>19408</b>	Oak, Lacquer or Ebony			
<b>19408/R</b>	Oak Burl			
<b>19408/N</b>	Walnut			
<b>UPCHARGE</b>	Wood Apron to Cover Glides in CLOSED Position			
		94 1/2"	30"	43 3/8"
		w/ 1x - 23 5/8" Drop-In Extensions		

<b>19407</b>	Oak, Lacquer or Ebony			
<b>19407/R</b>	Oak Burl			
<b>19407/N</b>	Walnut			
<b>UPCHARGE</b>	Wood Apron to Cover Glides in CLOSED Position			
		86 5/8"	30"	43 3/8"
		w/ 1x - 23 5/8" Drop-In Extensions		

<b>19406</b>	Oak, Lacquer or Ebony			
<b>19406/R</b>	Oak Burl			
<b>19406/N</b>	Walnut			
<b>UPCHARGE</b>	Wood Apron to Cover Glides in CLOSED Position			



<b>CAMDEN Self Storing Extension Dining Table</b> w/ Metal Accents		110 1/4"	30 3/8"	43 3/8"
		w/ 1x - 39 3/8" Self Storing Extensions		
<b>19575</b>	Oak, Lacquer or Ebony			
<b>19575/R</b>	Oak Burl			
<b>19575/N</b>	Walnut			
<b>UPCHARGE</b>	Wood Apron to Cover Glides in CLOSED Position			
		110 1/4"	30 3/8"	43 3/8"
		w/ 1x - 27 1/2" Self Storing Extensions		

<b>19574</b>	Oak, Lacquer or Ebony			
<b>19574/R</b>	Oak Burl			
<b>19574/N</b>	Walnut			
<b>UPCHARGE</b>	Wood Apron to Cover Glides in CLOSED Position			
		94 1/2"	30 3/8"	43 3/8"
		w/ 1x - 39 3/8" Self Storing Extensions		

<b>19542</b>	Oak, Lacquer or Ebony			
<b>19542/R</b>	Oak Burl			
<b>19542/N</b>	Walnut			
<b>UPCHARGE</b>	Wood Apron to Cover Glides in CLOSED Position			




# Dining Tables

## Description

## Dimensions in Inches

Item No.	Finish	W	H	D
----------	--------	---	---	---

94 1/2"      30 3/8"      43 3/8"  
w/ 1x - 27 1/2" Self Storing Extensions



<b>19573</b>	Oak, Lacquer or Ebony
<b>19573/R</b>	Oak Burl
<b>19573/N</b>	Walnut
<b>UPCHARGE</b>	Wood Apron to Cover Glides in CLOSED Position

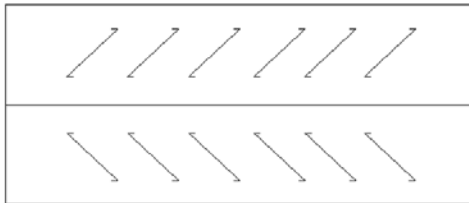
86 5/8"      30"      43 3/8"  
w/ 1x - 27 1/2" Self Storing Extensions



<b>19572</b>	Oak, Lacquer or Ebony
<b>19572/R</b>	Oak Burl
<b>19572/N</b>	Walnut
<b>UPCHARGE</b>	Wood Apron to Cover Glides in CLOSED Position

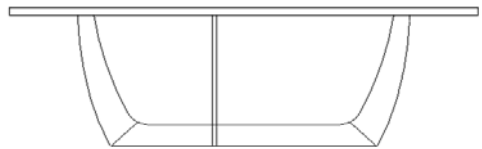
### ARCA Dining Table

w/ Wood & Painted Metal Base      94 1/2"      30"      43 3/8"



<b>19370</b>	Oak, Lacquer or Ebony
<b>19370/R</b>	Oak Burl
<b>19370/N</b>	Walnut

86 5/8"      30"      43 3/8"



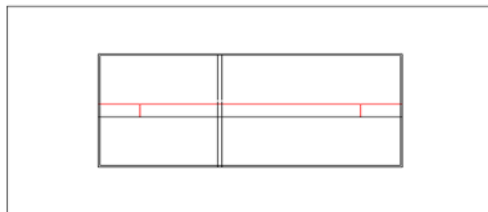
<b>19369</b>	Oak, Lacquer or Ebony
<b>19369/R</b>	Oak Burl
<b>19369/N</b>	Walnut

55 1/8"      30"      55 1/8"

<b>19368</b>	Oak, Lacquer or Ebony
<b>19368/R</b>	Oak Burl
<b>19368/N</b>	Walnut

### ARCA Dining Table

w/ Glass & Wood Top  
w/ Wood & Painted Metal Base      94 1/2"      30"      43 3/8"



<b>19380</b>	Oak, Lacquer or Ebony
<b>19380/R</b>	Oak Burl
<b>19380/N</b>	Walnut

86 5/8"      30"      43 3/8"



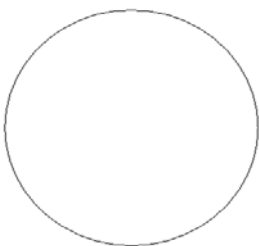
<b>19379</b>	Oak, Lacquer or Ebony
<b>19379/R</b>	Oak Burl
<b>19379/N</b>	Walnut

55 1/8"      30"      55 1/8"

<b>19378</b>	Oak, Lacquer or Ebony
<b>19378/R</b>	Oak Burl
<b>19378/N</b>	Walnut

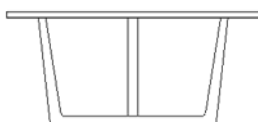
### ARCA Round Dining Table

w/ Wood & Painted Metal Base      63"      30"      63"



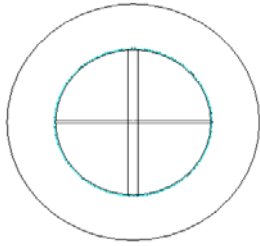
<b>19416</b>	Oak, Lacquer or Ebony
<b>19416/R</b>	Oak Burl
<b>19416/N</b>	Walnut

59"      30"      59"



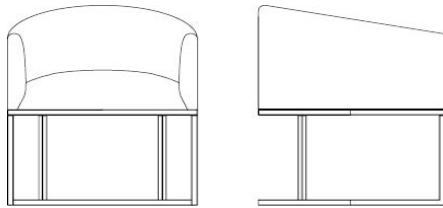
<b>19415</b>	Oak, Lacquer or Ebony
<b>19415/R</b>	Oak Burl
<b>19415/N</b>	Walnut

# Dining Tables



Description		Dimensions in Inches		
Item No.	Finish	W	H	D
<b>ARCA Round Dining Table</b> w/ Glass & Wood Top w/ Wood & Painted Metal Base		63"	30"	63"
19421	Oak, Lacquer or Ebony			
19421/R	Oak Burl			
19421/N	Walnut			
		59"	30"	59"
19420	Oak, Lacquer or Ebony			
19420/R	Oak Burl			
19420/N	Walnut			

# DINING CHAIRS

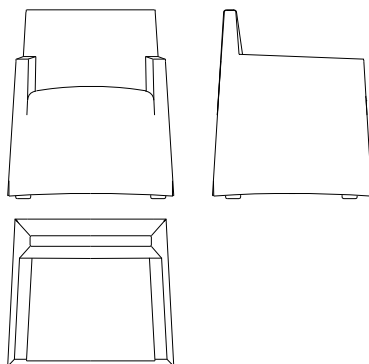


**C.O.M. Requirement:**  
2 1/2 yards of 55" W Plain Fabric

**C.O.L. Requirement:**  
38 sq ft

<b>GISELLE Arm Chair</b> w/ Metal Base		24 3/8"	28"	24"
19090/A	Grade A Fabrics			
19090/B	Grade B Fabrics/ Faux Leather/ Sueder Plus			
19090/C	Grade C Fabrics/ C.O.M			
19090/D	Grade D Fabrics			
19090/E	Grade E Fabrics/ Ultrasuede			
19090/P1	Grade P1 - Serie 101 Dalmata			
19090/P2	Grade P2- Leather Serie 1200			
DEDUCT	Deduct For Painted Metal			

<b>GISELLE Back Cushion</b>		11 7/8"	7 1/8"	
19138/A	Grade A Fabrics			
19138/B	Grade B Fabrics/ Faux Leather/ Sueder Plus			
19138/C	Grade C Fabrics/ C.O.M			
19138/D	Grade D Fabrics			
19138/E	Grade E Fabrics/ Ultrasuede			
19138/P1	Grade P1 - Serie 101 Dalmata			
19138/P2	Grade P2- Leather Serie 1200			



**C.O.M. Requirement:**  
3 yards of 55" W Plain Fabric

**C.O.L. Requirement:**  
51 sq ft

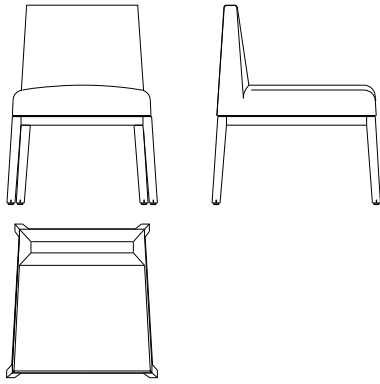
<b>ALA Arm Chair</b>		27 1/8"	32 1/4"	23 1/4"
19089/A	Grade A Fabrics			
19089/B	Grade B Fabrics/ Faux Leather/ Sueder Plus			
19089/C	Grade C Fabrics/ C.O.M			
19089/D	Grade D Fabrics			
19089/E	Grade E Fabrics/ Ultrasuede			
19089/P1	Grade P1 - Serie 101 Dalmata			
19089/P2	Grade P2- Leather Serie 1200			
UPCHARGE	Upcharge for concealed Castors on above chair			
<b>ALA Back Cushion</b>		11 7/8"	7 1/8"	
19137/A	Grade A Fabrics			
19137/B	Grade B Fabrics/ Faux Leather/ Sueder Plus			
19137/C	Grade C Fabrics/ C.O.M			
19137/D	Grade D Fabrics			
19137/E	Grade E Fabrics/ Ultrasuede			
19137/P1	Grade P1 - Serie 101 Dalmata			
19137/P2	Grade P2- Leather Serie 1200			

# Dining Chairs

## Description

## Dimensions in Inches

Item No. Finish W H D



### ALA Side Chair

w/ Oak Legs

22"

32 5/8"

25"

19085/A	Grade A Fabrics
19085/B	Grade B Fabrics/ Faux Leather/ Sueder Plus
19085/C	Grade C Fabrics/ C.O.M
19085/D	Grade D Fabrics
19085/E	Grade E Fabrics/ Ultrasuede
19085/P1	Grade P1 - Serie 101 Dalmata
19085/P2	Grade P2- Leather Serie 1200
UPCHARGE	Upcharge for Upholstered Legs

### ALA Side Chair

w/ Walnut Legs

22"


32 5/8"

25"

19086/A	Grade A Fabrics
19086B	Grade B Fabrics/ Faux Leather/ Sueder Plus
19086/C	Grade C Fabrics/ C.O.M
19086/D	Grade D Fabrics
19086/E	Grade E Fabrics/ Ultrasuede
19086/P1	Grade P1 - Serie 101 Dalmata
19086/P2	Grade P2- Leather Serie 1200
UPCHARGE	Upcharge for Upholstered Legs

**C.O.M. Requirement:**  
1 1/4 yards of 55" W Plain Fabric

**C.O.L Requirement:**  
21 sq ft



### CLAPTON Side Chair

w/ Oak Legs

21 5/8"

33 1/8"

21 5/8"

19097/A	Grade A Fabrics
19097/B	Grade B Fabrics/ Faux Leather/ Sueder Plus
19097/C	Grade C Fabrics/ C.O.M
19097/D	Grade D Fabrics
19097/E	Grade E Fabrics/ Ultrasuede
19097/P1	Grade P1 - Serie 101 Dalmata
19097/P2	Grade P2- Leather Serie 1200

### CLAPTON Side Chair

w/ Walnut Legs

21 5/8"

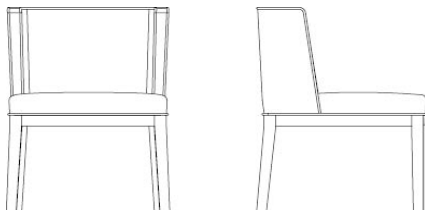
33 1/8"

21 5/8"

19098/A	Grade A Fabrics
19098B	Grade B Fabrics/ Faux Leather/ Sueder Plus
19098/C	Grade C Fabrics/ C.O.M
19098/D	Grade D Fabrics
19098/E	Grade E Fabrics/ Ultrasuede
19098/P1	Grade P1 - Serie 101 Dalmata
19098/P2	Grade P2- Leather Serie 1200

**C.O.M. Requirement:**  
1 1/4 yards of 55" W Plain Fabric

**C.O.L Requirement:**  
22 sq ft



### LOLA Side Chair

w/ Oak Legs

22 7/8"

31 1/2"

24"

19239/A	Grade A Fabrics
19239/B	Grade B Fabrics/ Faux Leather/ Sueder Plus
19239/C	Grade C Fabrics/ C.O.M
19239/D	Grade D Fabrics
19239/E	Grade E Fabrics/ Ultrasuede
19239/P1	Grade P1 - Serie 101 Dalmata
19239/P2	Grade P2- Leather Serie 1200

### LOLA Side Chair

w/ Walnut Legs

22 7/8"

31 1/2"

24"

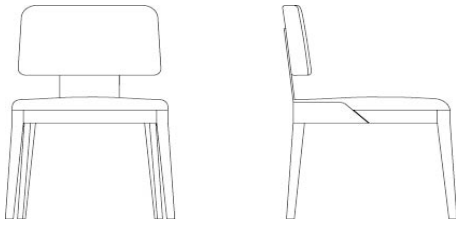
19238/A	Grade A Fabrics
19238B	Grade B Fabrics/ Faux Leather/ Sueder Plus
19238/C	Grade C Fabrics/ C.O.M
19238/D	Grade D Fabrics
19238/E	Grade E Fabrics/ Ultrasuede
19238/P1	Grade P1 - Serie 101 Dalmata
19238/P2	Grade P2- Leather Serie 1200

**C.O.M. Requirement:**  
2 yards of 55" W Plain Fabric

**C.O.L Requirement:**  
27 sq ft

# Dining Chairs

Description		Dimensions in Inches		
Item No.	Finish	W	H	D

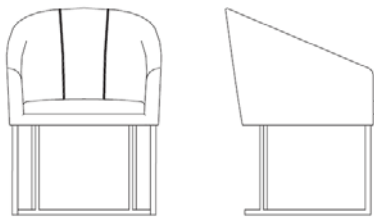


<b>WING Side Chair</b> w/ Oak Legs		21 1/4"	32 1/4"	22"
19249/A	Grade A Fabrics			
19249/B	Grade B Fabrics/ Faux Leather/ Sueder Plus			
19249/C	Grade C Fabrics/ C.O.M			
19249/D	Grade D Fabrics			
19249/E	Grade E Fabrics/ Ultrasuede			
19249/P1	Grade P1 - Serie 101 Dalmata			
19249/P2	Grade P2- Leather Serie 1200			
DEDUCT	Deduct For Painted Metal			

**C.O.M. Requirement:**  
1 1/4 yards of 55" W Plain Fabric

**C.O.L Requirement:**  
19 sq ft

<b>WING Side Chair</b> w/ Walnut Legs		21 1/4"	32 1/4"	22"
19248/A	Grade A Fabrics			
19248/B	Grade B Fabrics/ Faux Leather/ Sueder Plus			
19248/C	Grade C Fabrics/ C.O.M			
19248/D	Grade D Fabrics			
19248/E	Grade E Fabrics/ Ultrasuede			
19248/P1	Grade P1 - Serie 101 Dalmata			
19248/P2	Grade P2- Leather Serie 1200			
DEDUCT	Deduct For Painted Metal			

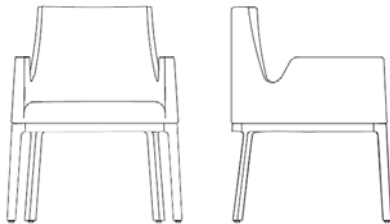


**C.O.M. Requirement:**  
2 1/2 yards of 55" W Plain Fabric

**C.O.L Requirement:**  
38 sq ft

<b>NALA Arm Chair</b> w/ Metal Base		22 1/2"	32 1/4"	22"
19079/A	Grade A Fabrics			
19079/B	Grade B Fabrics/ Faux Leather/ Sueder Plus			
19079/C	Grade C Fabrics/ C.O.M			
19079/D	Grade D Fabrics			
19079/E	Grade E Fabrics/ Ultrasuede			
19079/P1	Grade P1 - Serie 101 Dalmata			
19079/P2	Grade P2- Leather Serie 1200			
DEDUCT	Deduct For Painted Metal			

\*\*\*NALA Arm Chair is compatible with the GISELLE Back Cushion\*\*\*




**C.O.M. Requirement:**  
2 1/2 yards of 55" W Plain Fabric

**C.O.L Requirement:**  
38 sq ft

<b>HERA Arm Chair</b> w/ Oak Legs		24 7/8"	33 1/2"	24"
19364/A	Grade A Fabrics			
19364/B	Grade B Fabrics/ Faux Leather/ Sueder Plus			
19364/C	Grade C Fabrics/ C.O.M			
19364/D	Grade D Fabrics			
19364/E	Grade E Fabrics/ Ultrasuede			
19364/P1	Grade P1 - Serie 101 Dalmata			
19364/P2	Grade P2- Leather Serie 1200			

<b>HERA Arm Chair</b> w/ Walnut Legs		24 7/8"	33 1/2"	24"
19365/A	Grade A Fabrics			
19365/B	Grade B Fabrics/ Faux Leather/ Sueder Plus			
19365/C	Grade C Fabrics/ C.O.M			
19365/D	Grade D Fabrics			
19365/E	Grade E Fabrics/ Ultrasuede			
19365/P1	Grade P1 - Serie 101 Dalmata			
19365/P2	Grade P2- Leather Serie 1200			



**C.O.M. Requirement:**  
1 3/4 yards of 55" W Plain Fabric

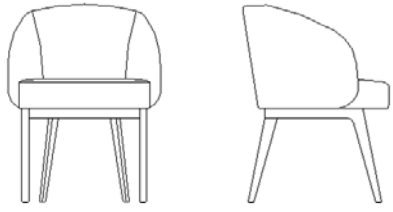
**C.O.L Requirement:**  
26 sq ft

<b>ADA Side Chair (Wide)</b> w/ Oak Legs		24"	30"	22"
19560/A	Grade A Fabrics			
19560/B	Grade B Fabrics/ Faux Leather/ Sueder Plus			
19560/C	Grade C Fabrics/ C.O.M			
19560/D	Grade D Fabrics			
19560/E	Grade E Fabrics/ Ultrasuede			
19560/P1	Grade P1 - Serie 101 Dalmata			
19560/P2	Grade P2- Leather Serie 1200			

<b>ADA Side Chair (Wide)</b> w/ Walnut Legs		24"	30"	22"
19561/A	Grade A Fabrics			
19561/B	Grade B Fabrics/ Faux Leather/ Sueder Plus			
19561/C	Grade C Fabrics/ C.O.M			
19561/D	Grade D Fabrics			
19561/E	Grade E Fabrics/ Ultrasuede			
19561/P1	Grade P1 - Serie 101 Dalmata			
19561/P2	Grade P2- Leather Serie 1200			

# Dining Chairs

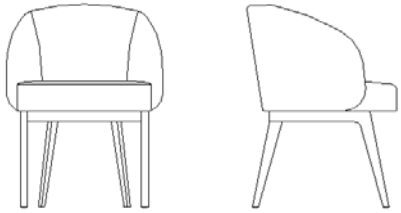
Description		Dimensions in Inches		
Item No.	Finish	W	H	D



**C.O.M. Requirement:**  
1 3/4 yards of 55" W Plain Fabric

**C.O.L Requirement:**  
26 sq ft

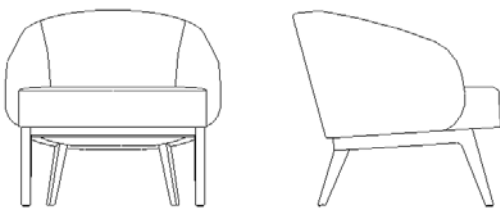
<b>ADA Side Chair (Narrow)</b> w/ Oak Legs		21 5/8"	30"	20 3/4"
<b>19562/A</b>	Grade A Fabrics			
<b>19562/B</b>	Grade B Fabrics/ Faux Leather/ Sueder Plus			
<b>19562/C</b>	Grade C Fabrics/ C.O.M			
<b>19562/D</b>	Grade D Fabrics			
<b>19562/E</b>	Grade E Fabrics/ Ultrasuede			
<b>19562/P1</b>	Grade P1 - Serie 101 Dalmata			
<b>19562/P2</b>	Grade P2- Leather Serie 1200			



**C.O.M. Requirement:**  
1 3/4 yards of 55" W Plain Fabric

**C.O.L Requirement:**  
26 sq ft

<b>ADA Side Chair (Narrow)</b> w/ Walnut Legs		21 5/8"	30"	20 3/4"
<b>19563/A</b>	Grade A Fabrics			
<b>19563/B</b>	Grade B Fabrics/ Faux Leather/ Sueder Plus			
<b>19563/C</b>	Grade C Fabrics/ C.O.M			
<b>19563/D</b>	Grade D Fabrics			
<b>19563/E</b>	Grade E Fabrics/ Ultrasuede			
<b>19563/P1</b>	Grade P1 - Serie 101 Dalmata			
<b>19563/P2</b>	Grade P2- Leather Serie 1200			



**C.O.M. Requirement:**  
2 yards of 55" W Plain Fabric

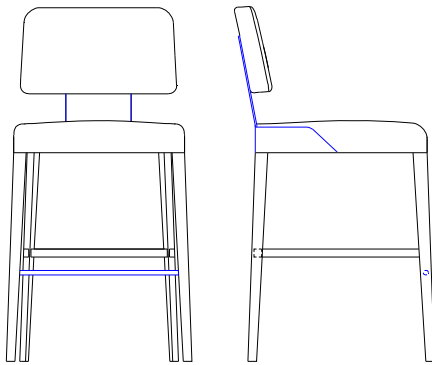
**C.O.L Requirement:**  
33 sq ft

<b>ADA Club Chair</b> w/ Oak Legs		27 1/2"	26 5/8"	26 5/8"
<b>19564/A</b>	Grade A Fabrics			
<b>19564/B</b>	Grade B Fabrics/ Faux Leather/ Sueder Plus			
<b>19564/C</b>	Grade C Fabrics/ C.O.M			
<b>19564/D</b>	Grade D Fabrics			
<b>19564/E</b>	Grade E Fabrics/ Ultrasuede			
<b>19564/P1</b>	Grade P1 - Serie 101 Dalmata			
<b>19564/P2</b>	Grade P2- Leather Serie 1200			

<b>ADA Club Chair</b> w/ Walnut Legs		27 1/2"	26 5/8"	26 5/8"
<b>19565/A</b>	Grade A Fabrics			
<b>19565/B</b>	Grade B Fabrics/ Faux Leather/ Sueder Plus			
<b>19565/C</b>	Grade C Fabrics/ C.O.M			
<b>19565/D</b>	Grade D Fabrics			
<b>19565/E</b>	Grade E Fabrics/ Ultrasuede			
<b>19565/P1</b>	Grade P1 - Serie 101 Dalmata			
<b>19565/P2</b>	Grade P2- Leather Serie 1200			

## Dining Chairs

Description		Dimensions in Inches		
Item No.	Finish	W	H	D

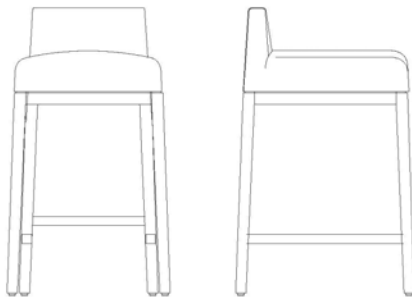


**C.O.M. Requirement:**  
1 1/4 yards of 55" W Plain Fabric

**C.O.L Requirement:**  
19 sq ft

<b>WING Bar Stool</b> w/ Oak Legs		21 1/4"	43 5/8"	22 5/8"
19331/A	Grade A Fabrics			
19331/B	Grade B Fabrics/ Faux Leather/ Sueder Plus			
19331/C	Grade C Fabrics/ C.O.M			
19331/D	Grade D Fabrics			
19331/E	Grade E Fabrics/ Ultrasuede			
19331/P1	Grade P1 - Serie 101 Dalmata			
19331/P2	Grade P2- Leather Serie 1200			

<b>WING Bar Stool</b> w/ Walnut Legs		21 1/4"	43 5/8"	22 5/8"
19332/A	Grade A Fabrics			
19332/B	Grade B Fabrics/ Faux Leather/ Sueder Plus			
19332/C	Grade C Fabrics/ C.O.M			
19332/D	Grade D Fabrics			
19332/E	Grade E Fabrics/ Ultrasuede			
19332/P1	Grade P1 - Serie 101 Dalmata			
19332/P2	Grade P2- Leather Serie 1200			



**C.O.M. Requirement:**  
1 1/4 yards of 55" W Plain Fabric

**C.O.L Requirement:**  
21 sq ft

<b>ALA Bar Stool</b> w/ Oak, Lacquer or Ebony Legs		17 1/2"	34 7/8"	19 7/8"
19087/A	Grade A Fabrics			
19087/B	Grade B Fabrics/ Faux Leather/ Sueder Plus			
19087/C	Grade C Fabrics/ C.O.M			
19087/D	Grade D Fabrics			
19087/E	Grade E Fabrics/ Ultrasuede			
19087/P1	Grade P1 - Serie 101 Dalmata			
19087/P2	Grade P2- Leather Serie 1200			

<b>ALA Bar Stool</b> w/ Walnut Legs		17 1/2"	34 7/8"	19 7/8"
19088/A	Grade A Fabrics			
19088/B	Grade B Fabrics/ Faux Leather/ Sueder Plus			
19088/C	Grade C Fabrics/ C.O.M			
19088/D	Grade D Fabrics			
19088/E	Grade E Fabrics/ Ultrasuede			
19088/P1	Grade P1 - Serie 101 Dalmata			
19088/P2	Grade P2- Leather Serie 1200			

## Buffets



<b>MARK Buffet</b> w/ 7 Doors & 7 Shelves		132 1/2"	31"	19 3/4"
19280	Oak, Lacquer or Ebony			
19280/R	Oak Burl			
19280/N	Walnut			



<b>MARK Buffet</b> w/ 6 Doors & 6 Shelves		114 1/2"	31"	19 3/4"
19279	Oak, Lacquer or Ebony			
19279/R	Oak Burl			
19279/N	Walnut			



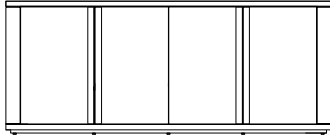
<b>MARK Buffet (RIGHT)</b> w/ 5 Doors & 5 Shelves		96 3/4"	31"	19 3/4"
19278	Oak, Lacquer or Ebony			
19278/R	Oak Burl			
19278/N	Walnut			

# Buffets

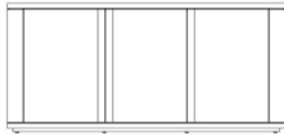
Description		Dimensions in Inches		
Item No.	Finish	W	H	D



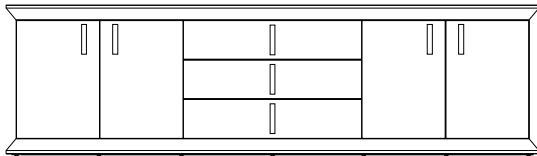
<b>MARK Buffet (LEFT)</b> w/ 5 Doors & 5 Shelves		96 3/4"	31"	19 3/4"
<b>19277</b>	Oak, Lacquer or Ebony			
<b>19277/R</b>	Oak Burl			
<b>19277/N</b>	Walnut			



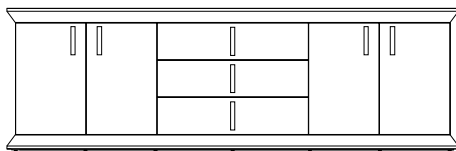
<b>MARK Buffet</b> w/ 4 Doors & 4 Shelves		78 3/4"	31"	19 3/4"
<b>19011</b>	Oak, Lacquer or Ebony			
<b>19011/R</b>	Oak Burl			
<b>19011/N</b>	Walnut			



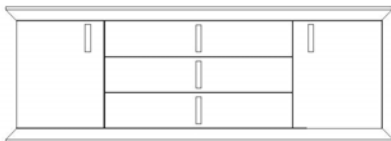
<b>MARK Buffet</b> w/ 3 Doors & 3 Shelves		60 7/8"	31"	19 3/4"
<b>19012</b>	Oak, Lacquer or Ebony			
<b>19012/R</b>	Oak Burl			
<b>19012/N</b>	Walnut			



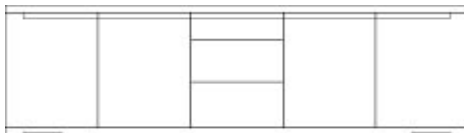
<b>ORIENT Buffet</b> w/ 4 Doors & 4 Shelves w/ 3 Drawers w/ Metal Accents		126"	31 1/2"	21 5/8"
<b>19008</b>	Oak, Lacquer or Ebony			
<b>19008/R</b>	Oak Burl			
<b>19008/N</b>	Walnut			
<b>UPCHARGE</b>	Marble Top (3pcs w/ bevelled edges)			



<b>ORIENT Buffet</b> w/ 4 Doors & 4 Shelves w/ 3 Drawers w/ Metal Accents		103 1/2"	31 1/2"	21 5/8"
<b>19009</b>	Oak, Lacquer or Ebony			
<b>19009/R</b>	Oak Burl			
<b>19009/N</b>	Walnut			
<b>UPCHARGE</b>	Marble Top (2pcs w/ bevelled edges)			



<b>ORIENT Buffet</b> w/ 2 Doors & 2 Shelves w/ 3 Drawers w/ Metal Accents		86 1/2"	31 1/2"	21 5/8"
<b>19007</b>	Oak, Lacquer or Ebony			
<b>19007/R</b>	Oak Burl			
<b>19007/N</b>	Walnut			
<b>UPCHARGE</b>	Marble Top			



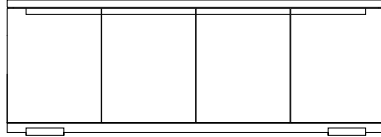
<b>TARA Buffet</b> w/ 4 Doors & 4 Shelves 3x Drawers w/ Metal Accents		98 1/2"	31 1/2"	19 3/4"
<b>19283</b>	Oak, Lacquer or Ebony			
<b>19283/R</b>	Oak Burl			
<b>19283/N</b>	Walnut			

## Buffets

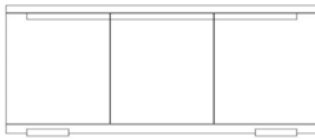
Description		Dimensions in Inches		
Item No.	Finish	W	H	D




<b>TARA Buffet</b> w/ 5 Doors & 5 Shelves w/ Metal Accents		98 1/2"	31 1/2"	19 3/4"
<b>19010</b>	Oak, Lacquer or Ebony			
<b>19010/R</b>	Oak Burl			
<b>19010/N</b>	Walnut			




<b>TARA Buffet</b> w/ 4 Doors & 4 Shelves w/ Metal Accents		78 3/4"	31 1/2"	19 3/4"
<b>19003</b>	Oak, Lacquer or Ebony			
<b>19003/R</b>	Oak Burl			
<b>19003/N</b>	Walnut			



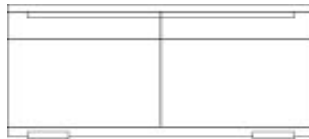
<b>TARA Buffet</b> w/ 3 Doors & 3 Shelves w/ Metal Accents		59"	31 1/2"	19 3/4"
<b>19002</b>	Oak, Lacquer or Ebony			
<b>19002/R</b>	Oak Burl			
<b>19002/N</b>	Walnut			



<b>TARA or MARK Buffet - Internal Bank of Drawers behind 1 Door</b> 4x Drawers		19"	27 1/4"	14 1/4"
<b>19286</b>	Oak, Lacquer or Ebony			
<b>19286/N</b>	Walnut			

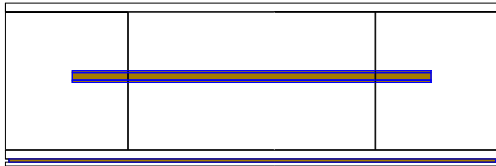


<b>TARA or MARK Buffet - Internal Bank of Drawers behind 2 Doors</b> 4x Drawers		38 1/4"	27 1/4"	14 1/4"
<b>19288</b>	Oak, Lacquer or Ebony			
<b>19288/N</b>	Walnut			



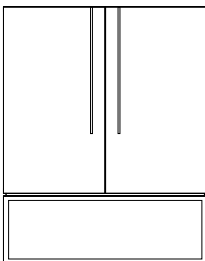
<b>TARA Buffet</b> w/ 2 Doors & 2 Shelves 2x Drawers w/ Metal Accents		59"	31 1/2"	19 3/4"
<b>19282</b>	Oak, Lacquer or Ebony			
<b>19282/R</b>	Oak Burl			
<b>19282/N</b>	Walnut			

\*\*\*NO INTERNAL DRAWER OPTIONS FOR THIS BUFFET\*\*\*



<b>ALBERT Buffet</b> w/ 2 Doors & 2 Shelves 2x Drawers w/ Metal Accents		86 5/8"	30 5/8"	19 5/8"
<b>19523</b>	Oak, Lacquer or Ebony			
<b>19523/R</b>	Oak Burl			
<b>19523/N</b>	Walnut			

## Bars



<b>CLASS Bar</b> w/ 2 Shelves w/ Metal Accents		47 1/4"	64"	18 7/8"
<b>19035</b>	Oak, Lacquer or Ebony			
<b>19035/R</b>	Oak Burl			
<b>19035/N</b>	Walnut			
<b>DEDUCT</b>	Deduct For Painted Metal			
<b>UPCHARGE</b>	Mirrored Back/ 2x Drawers/ Glass Shelf/ LED Light			

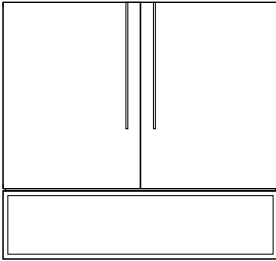


## Bars

### Description

### Dimensions in Inches

Item No.      Finish      W      H      D



**CLASS Bar**  
w/ 2 Shelves  
w/ Metal Accents

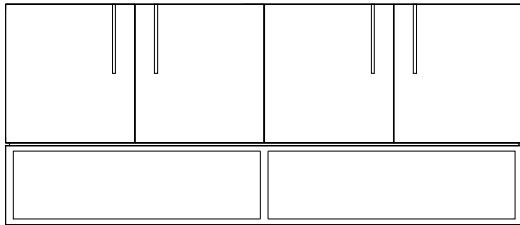
64"

64"

18 7/8"

<b>19036</b>	Oak, Lacquer or Ebony
<b>19036/R</b>	Oak Burl
<b>19036/N</b>	Walnut
<b>DEDUCT</b>	Deduct For Painted Metal

**UPCHARGE** | Mirrored Back/ 2x Drawers/ Glass Shelf/ LED Light



**CLASS Bar**  
w/ 4 Shelves  
w/ Metal Accents

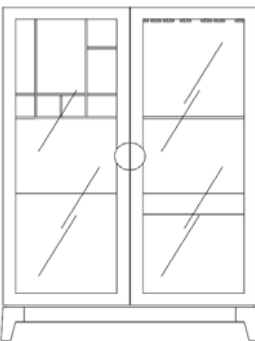
78 3/4"

47 1/4"

18 7/8"

<b>19037</b>	Oak, Lacquer or Ebony
<b>19037/R</b>	Oak Burl
<b>19037/N</b>	Walnut
<b>DEDUCT</b>	Deduct For Painted Metal

**UPCHARGE** | Mirrored Back/ 2x Drawers/ Glass Shelf/ LED Light



**GALE Bar**  
w/ 2 Doors  
w/ 3 Drawers  
w/ 1 Glass Shelf  
w/ Bottle Storage & Glass Holders

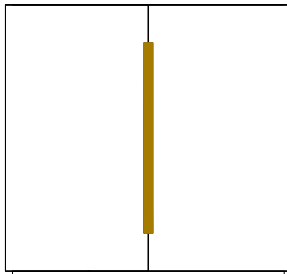
48"

67"

22 3/8"

<b>19362</b>	Oak, Lacquer or Ebony
<b>19362/R</b>	Oak Burl
<b>19362/N</b>	Walnut

**UPCHARGE** | Volokas Marble Back Panel w/ LED Back Lighting



**ALBERT Bar**  
w/ 2 Doors  
w/ 2 Drawers  
w/ 2 Glass Shelf

55 1/8"


55 1/8"

17 3/4"

<b>19260</b>	Oak, Lacquer or Ebony
<b>19260/R</b>	Oak Burl
<b>19260/N</b>	Walnut

**UPCHARGE** | Mirrored Back Panel

## Vitrines



LEFT

RIGHT

### MARK Vitrine (Left)

w/ 3 Shelves  
w/ Metal Accents

48"

59"

18 7/8"

<b>19025</b>	Oak, Lacquer or Ebony
<b>19025/R</b>	Oak Burl
<b>19025/N</b>	Walnut

### MARK Vitrine (Right)

w/ 3 Shelves  
w/ Metal Accents

48"

59"

18 7/8"


<b>19026</b>	Oak, Lacquer or Ebony
<b>19026/R</b>	Oak Burl
<b>19026/N</b>	Walnut

# Vitrines


## Description

## Dimensions in Inches

Item No.      Finish      W      H      D



LEFT



RIGHT

### MARK Vitrine (Left)

w/ 4 Shelves  
w/ Metal Accents

48"

90 3/4"

18 7/8"

**19027**      Oak, Lacquer or Ebony

**19027/R**      Oak Burl

**19027/N**      Walnut

### MARK Vitrine (Right)

w/ 4 Shelves  
w/ Metal Accents

48"

90 3/4"

18 7/8"

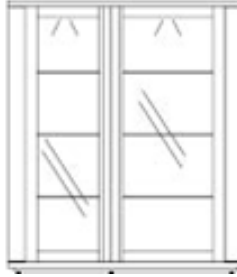
**19028**      Oak, Lacquer or Ebony

**19028/R**      Oak Burl

**19028/N**      Walnut



LEFT



RIGHT

### MARK Glass Vitrine (Left)

w/ 3 Shelves  
w/ Metal Accents

48"

59"

18 7/8"

**19265**      Oak, Lacquer or Ebony

**19265/R**      Oak Burl

**19265/N**      Walnut

### MARK Glass Vitrine (Right)

w/ 3 Shelves  
w/ Metal Accents

48"

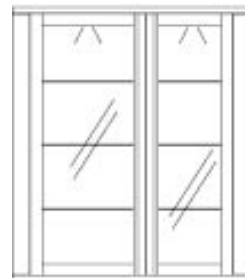
59"

18 7/8"

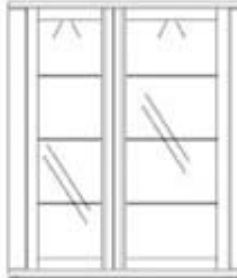
**19266**      Oak, Lacquer or Ebony

**19266/R**      Oak Burl

**19266/N**      Walnut



LEFT



RIGHT

### MARK Glass Vitrine (Left)

w/ Metal Accents

48"

90 3/4"

18 7/8"

**19267**      Oak, Lacquer or Ebony

**19267/R**      Oak Burl

**19267/N**      Walnut

### MARK Glass Vitrine (Right)

w/ Metal Accents

48"

90 3/4"

18 7/8"

**19268**      Oak, Lacquer or Ebony

**19268/R**      Oak Burl

**19268/N**      Walnut



**19023**      2 LED Lights



### ORIENT Vitrine

w/ 3 Glass Shelves  
w/ Metal Accents

47 1/4"

59"

18 7/8"

**19020**      Oak, Lacquer or Ebony

**19020/R**      Oak Burl

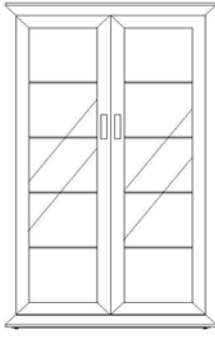
**19020/N**      Walnut

# Vitrines

## Description

## Dimensions in Inches

Item No.	Finish	W	H	D
----------	--------	---	---	---



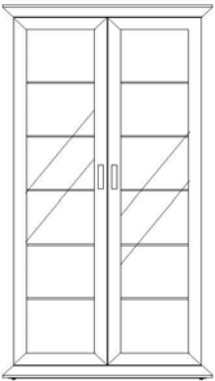
**ORIENT Vitrine**  
w/ 4 Glass Shelves  
w/ Metal Accents

47 1/4"

78 3/4"

18 7/8"

<b>19021</b>	Oak, Lacquer or Ebony
<b>19021/R</b>	Oak Burl
<b>19021/N</b>	Walnut



**ORIENT Vitrine**  
w/ 5 Glass Shelves  
w/ Metal Accents

47 1/4"

90 1/2"

18 7/8"

<b>19022</b>	Oak, Lacquer or Ebony
<b>19022/R</b>	Oak Burl
<b>19022/N</b>	Walnut



<b>19023</b>	2 LED Lights
--------------	--------------

# Media Cabinets

## Description

## Dimensions in Inches

Item No.	Finish	W	H	D
----------	--------	---	---	---

**LINEA Media Cabinet**  
w/ Metal Accents

63"

22 7/8"

21 5/8"



**19034** Oak, Lacquer or Ebony

**19034/R** Oak Burl

**19034/N** Walnut

**LINEA Media Cabinet**  
w/ Metal Accents

70 7/8"

22 7/8"

21 5/8"



**19013** Oak, Lacquer or Ebony

**19013/R** Oak Burl

**19013/N** Walnut

**LINEA Media Cabinet (Left)**  
w/ Metal Accents

90 5/8"

22 7/8"

21 5/8"



**19014** Oak, Lacquer or Ebony

**19014/R** Oak Burl

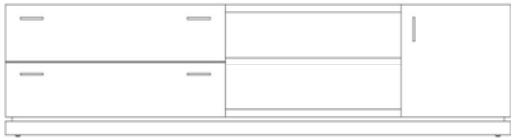
**19014/N** Walnut

**LINEA Media Cabinet (Right)**  
w/ Metal Accents

90 5/8"

22 7/8"

21 5/8"



**19015** Oak, Lacquer or Ebony

**19015/R** Oak Burl

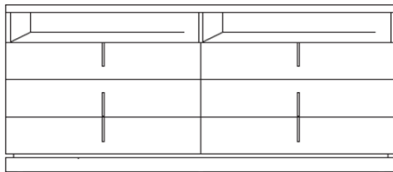
**19015/N** Walnut

**LINEA Media Cabinet**  
w/ Metal Accents

63"

28 3/4"

21 5/8"



**19366** Oak, Lacquer or Ebony

**19366/R** Oak Burl

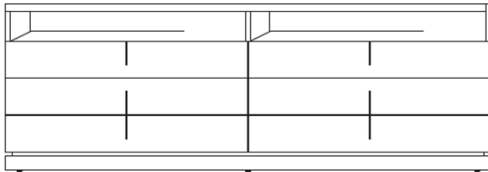
**19366/N** Walnut

**LINEA Media Cabinet**  
w/ Metal Accents

78 3/4"

28 3/4"

21 5/8"



**19367** Oak, Lacquer or Ebony

**19367/R** Oak Burl

**19367/N** Walnut

**TARA Media Cabinet**

w/ 2 Doors

w/ 1 Drawer

w/ 1 Open Space

w/ Metal Accents

70 7/8"

26 1/4"

19 3/4"



**19004** Oak, Lacquer or Ebony

**19004/R** Oak Burl

**19004/N** Walnut

**TARA Media Cabinet**

w/ 2 Doors

w/ 1 Drawer


w/ 1 Open Space

w/ Metal Accents

78 3/4"

26 1/4"

19 3/4"



**19005** Oak, Lacquer or Ebony

**19005/R** Oak Burl

**19005/N** Walnut

## Media Cabinets

### Description

### Dimensions in Inches

Item No.	Finish	W	H	D
----------	--------	---	---	---



#### TARA Media Cabinet (Left)

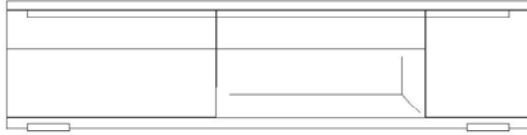
w/ 1 Door  
w/ 3 Drawers  
w/ 1 Open Space  
w/ Metal Accents

98 1/2"

26 1/4"

19 3/4"

<b>19006</b>	Oak, Lacquer or Ebony
<b>19006/R</b>	Oak Burl
<b>19006/N</b>	Walnut



#### TARA Media Cabinet (Right)


w/ 1 Door  
w/ 3 Drawers  
w/ 1 Open Space  
w/ Metal Accents

98 1/2"

26 1/4"

19 3/4"

<b>19017</b>	Oak, Lacquer or Ebony
<b>19017/R</b>	Oak Burl
<b>19017/N</b>	Walnut



#### FLY Media Cabinet

w/ 2 Drawers  
w/ Metal Accents

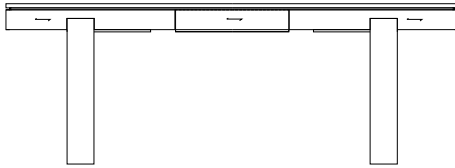
98 1/2"

24 1/2"

19 3/4"

<b>19019</b>	Oak, Lacquer or Ebony
<b>19019/R</b>	Oak Burl
<b>19019/N</b>	Walnut

## Home Office



#### ACCORD Desk

w/ 1 Drawer  
w/ Metal Accents

70 7/8"

30"

31 1/2"

<b>19080</b>	Oak, Lacquer or Ebony
<b>19080/R</b>	Oak Burl
<b>19080/N</b>	Walnut
<b>DEDUCT</b>	Deduct For Painted Metal

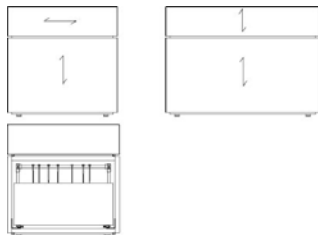
78 3/4"

30"

35 1/2"

<b>19081</b>	Oak, Lacquer or Ebony
<b>19081/R</b>	Oak Burl
<b>19081/N</b>	Walnut
<b>DEDUCT</b>	Deduct For Painted Metal

## Low File Cabinet



#### ACCORD File Cabinet

1x Door  
1x Lateral File

19 5/8"

21 5/8"

27 1/2"

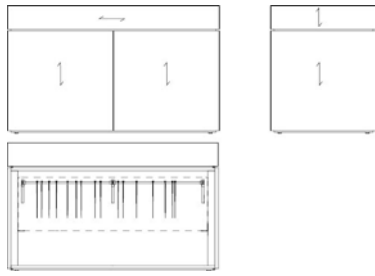
<b>19290</b>	Oak, Lacquer or Ebony
<b>19290/R</b>	Oak Burl
<b>19290/N</b>	Walnut

## Low File Cabinet

### Description

### Dimensions in Inches

Item No.	Finish	W	H	D
----------	--------	---	---	---



#### ACCORD File Cabinet

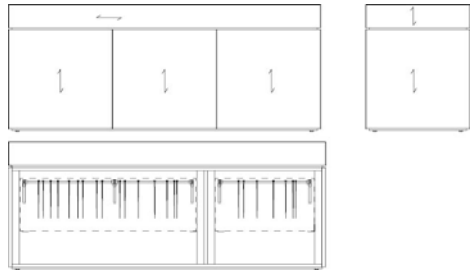
2x Doors  
1x Lateral File

47 1/4"

31 1/2"

23 5/8"

<b>19294</b>	Oak, Lacquer or Ebony
<b>19294/R</b>	Oak Burl
<b>19294/N</b>	Walnut



#### ACCORD File Cabinet

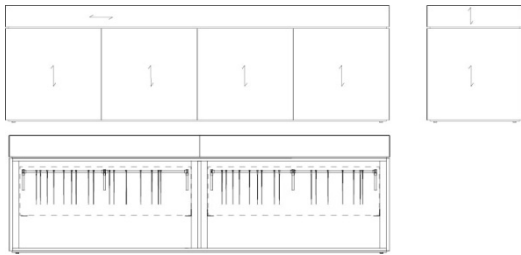
3x Doors  
2x Lateral Files

70 7/8"

31 1/2"

23 5/8"

<b>19295</b>	Oak, Lacquer or Ebony
<b>19295/R</b>	Oak Burl
<b>19295/N</b>	Walnut



#### ACCORD File Cabinet

4x Doors  
2x Lateral Files

94 1/2"

31 1/2"

23 5/8"

<b>19296</b>	Oak, Lacquer or Ebony
<b>19296/R</b>	Oak Burl
<b>19296/N</b>	Walnut

## High File Cabinet



#### ACCORD File Cabinet

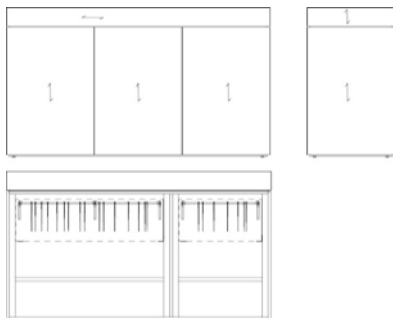
2x Doors  
1x Lateral File

47 1/4"

47 1/4"

23 5/8"

<b>19291</b>	Oak, Lacquer or Ebony
<b>19291/R</b>	Oak Burl
<b>19291/N</b>	Walnut



#### ACCORD File Cabinet

3x Doors  
2x Lateral Files

70 7/8"

47 1/4"

23 5/8"

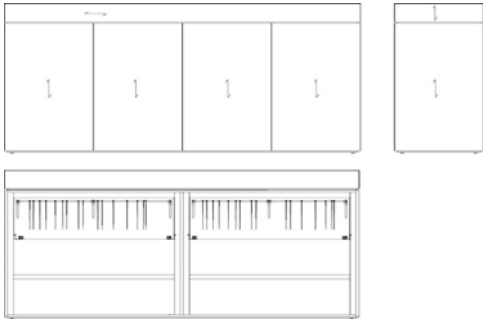
<b>19292</b>	Oak, Lacquer or Ebony
<b>19292/R</b>	Oak Burl
<b>19292/N</b>	Walnut

# High File Cabinet

## Description

## Dimensions in Inches

Item No.      Finish      W      H      D



### ACCORD File Cabinet

4x Doors

2x Lateral Files

94 1/2"

47 1/4"

23 5/8"

<b>19293</b>	Oak, Lacquer or Ebony
<b>19293/R</b>	Oak Burl
<b>19293/N</b>	Walnut

# Book Cases



### T-BOOK Shelves

w/ 4 Glass Shelves

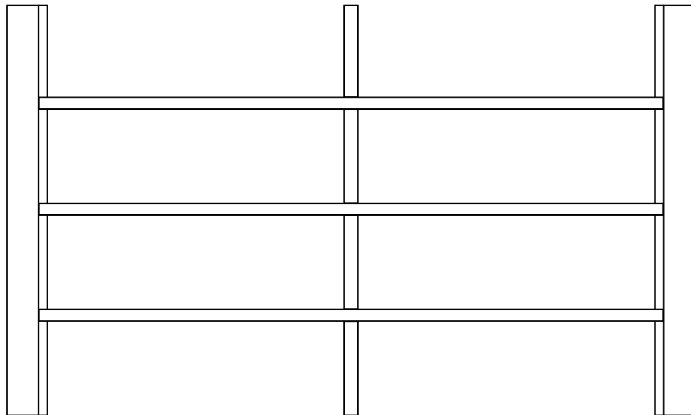
16"

74 7/8"

16"

<b>19030</b>	Oak, Lacquer or Ebony
<b>19030/R</b>	Oak Burl
<b>19030/N</b>	Walnut

<b>UPCHARGE</b>	LED Lighting
-----------------	--------------



### DOLMEN Shelves

133 7/8"

94 1/2"

15 3/4"

<b>19029</b>	Oak, Lacquer or Ebony
<b>19029/R</b>	Oak Burl
<b>19029/N</b>	Walnut

### DOLMEN Shelves

98 1/2"

94 1/2"

15 3/4"

<b>19031</b>	Oak, Lacquer or Ebony
<b>19031/R</b>	Oak Burl
<b>19031/N</b>	Walnut

# Book Cases

## Description

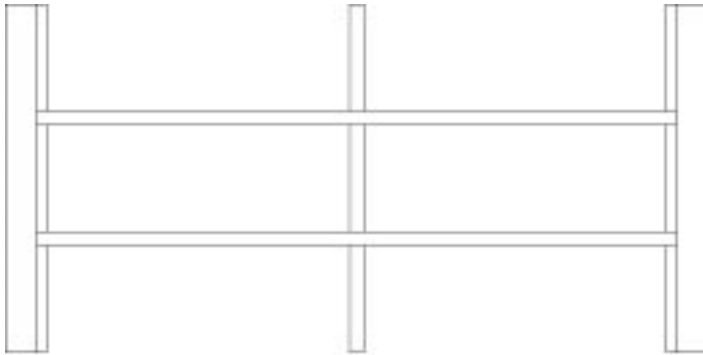
## Dimensions in Inches

Item No. Finish

W

H

D



### DOLMEN Shelves

133 7/8"

70 1/8"

15 3/4"

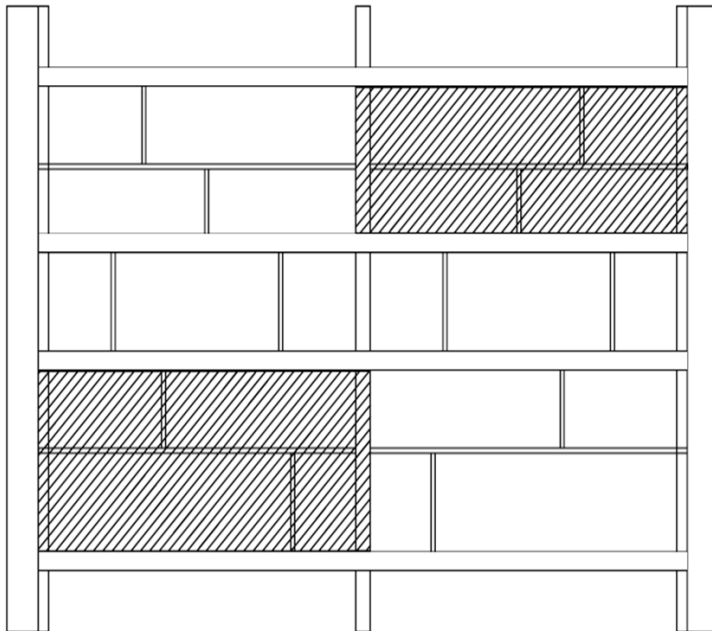
<b>19033</b>	Oak, Lacquer or Ebony
<b>19033/R</b>	Oak Burl
<b>19033/N</b>	Walnut

98 1/2"

70 1/8"

15 3/4"

<b>19032</b>	Oak, Lacquer or Ebony
<b>19032/R</b>	Oak Burl
<b>19032/N</b>	Walnut



### DOLMEN Shelves

w/ Sliding Door

133 7/8"

94 1/2"

15 3/4"

<b>19539</b>	Oak, Lacquer or Ebony
<b>19539/R</b>	Oak Burl
<b>19539/N</b>	Walnut



# DIANA Bed

## Description

## Dimensions in Inches

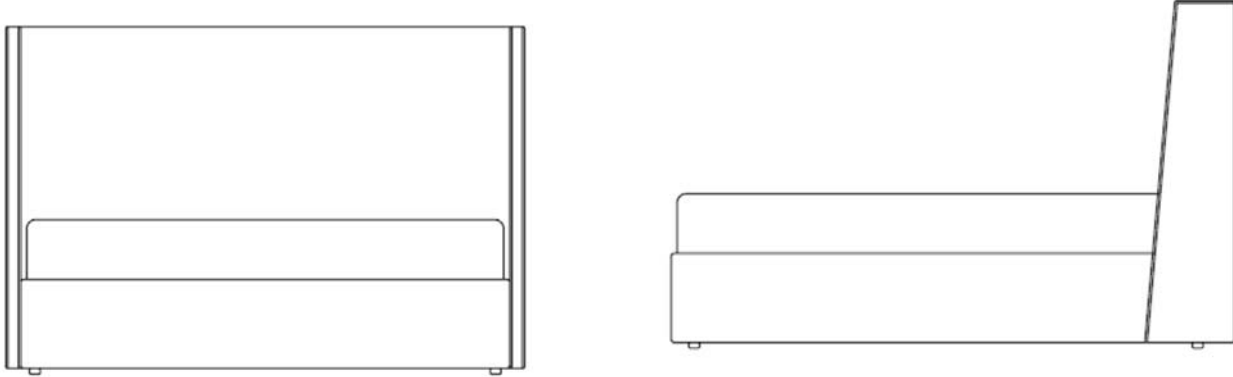
Item No. Finish

W

H

D

UPHOLSTERED HEADBOARD & BEDFRAME



### DIANA Queen Size Bed

Incl Slats

67 1/4"

46"

86 3/4"

**C.O.M. Requirement:**  
9 yards of 55" W Plain Fabric

**C.O.L Requirement:**  
148 sq ft

19403/A	Grade A Fabrics
19403/B	Grade B Fabrics/ Faux Leather/ Sueder Plus
19403/C	Grade C Fabrics/ C.O.M
19403/D	Grade D Fabrics
19403/E	Grade E Fabrics/ Ultrasuede
19403/P1	Grade P1 - Serie 101 Dalmata
19403/P2	Grade P2- Leather Serie 1200

### DIANE King Size Bed

Incl Slats

83 3/8"

46"

86 3/4"

**C.O.M. Requirement:**  
11 yards of 55" W Plain Fabric

**C.O.L Requirement:**  
178 sq ft

19405/A	Grade A Fabrics
19405/B	Grade B Fabrics/ Faux Leather/ Sueder Plus
19405/C	Grade C Fabrics/ C.O.M
19405/D	Grade D Fabrics
19405/E	Grade E Fabrics/ Ultrasuede
19405/P1	Grade P1 - Serie 101 Dalmata
19405/P2	Grade P2- Leather Serie 1200

### DIANE Cal King Size Bed

Incl Slats

79 1/2"

46"

90 3/4"

**C.O.M. Requirement:**  
11 yards of 55" W Plain Fabric

**C.O.L Requirement:**  
178 sq ft

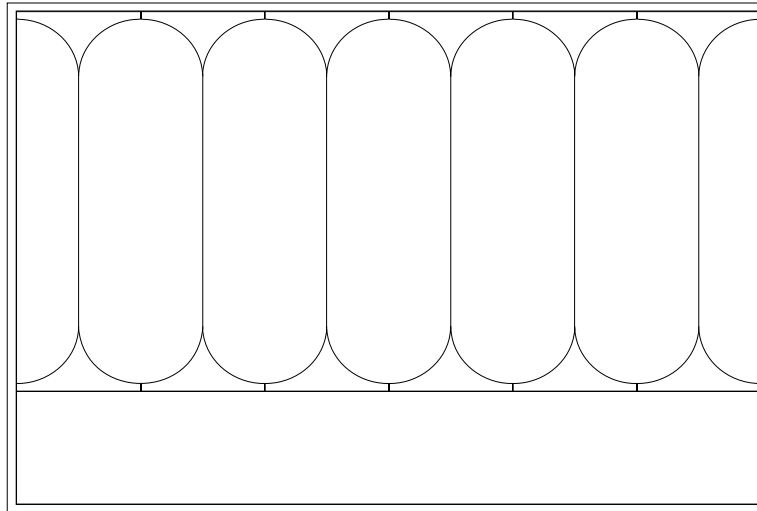
19404/A	Grade A Fabrics
19404/B	Grade B Fabrics/ Faux Leather/ Sueder Plus
19404/C	Grade C Fabrics/ C.O.M
19404/D	Grade D Fabrics
19404/E	Grade E Fabrics/ Ultrasuede
19404/P1	Grade P1 - Serie 101 Dalmata
19404/P2	Grade P2- Leather Serie 1200

# TEATRO Headboard

## Description

## Dimensions in Inches

Item No.      Finish      W      H      D



### TEATRO Queen Size Headboard Only

77 3/4"      66 3/4"      8 3/4"

**C.O.M. Requirement:**  
5 yards of 55" W Plain Fabric

**C.O.L Requirement:**  
92 sq ft

OAK/LAC/EBON	WALNUT	
R19177/A	N19177/A	Grade A Fabrics
R19177/B	N19177/B	Grade B Fabrics/ Faux Leather/ Sueder Plus
R19177/C	N19177/C	Grade C Fabrics/ C.O.M
R19177/D	N19177/D	Grade D Fabrics
R19177/E	N19177/E	Grade E Fabrics/ Ultrasuede
R19177/P1	N19177/P1	Grade P1 - Serie 101 Dalmata
R19177/P2	N19177/P2	Grade P2- Leather Serie 1200


### TEATRO King & Cal King Size Headboard Only

92 3/4"      66 3/4"      8 3/4"

**C.O.M. Requirement:**  
5 3/4 yards of 55" W Plain Fabric

**C.O.L Requirement:**  
103 sq ft

OAK/LAC/EBON	WALNUT	
R19176/A	N19176/A	Grade A Fabrics
R19176/B	N19176/B	Grade B Fabrics/ Faux Leather/ Sueder Plus
R19176/C	N19176/C	Grade C Fabrics/ C.O.M
R19176/D	N19176/D	Grade D Fabrics
R19176/E	N19176/E	Grade E Fabrics/ Ultrasuede
R19176/P1	N19176/P1	Grade P1 - Serie 101 Dalmata
R19176/P2	N19176/P2	Grade P2- Leather Serie 1200



### TEATRO Headboard Wing Only

32 1/2"      66 3/4"      8 3/4"

**C.O.M. Requirement:**  
2 1/2 yards of 55" W Plain Fabric

**C.O.L Requirement:**  
44 sq ft

OAK/LAC/EBON	WALNUT	
R19178/A	N19178/A	Grade A Fabrics
R19178/B	N19178/B	Grade B Fabrics/ Faux Leather/ Sueder Plus
R19178/C	N19178/C	Grade C Fabrics/ C.O.M
R19178/D	N19178/D	Grade D Fabrics
R19178/E	N19178/E	Grade E Fabrics/ Ultrasuede
R19178/P1	N19178/P1	Grade P1 - Serie 101 Dalmata
R19178/P2	N19178/P2	Grade P2- Leather Serie 1200

**TABULA High Headboard - WOOD**

Description

Dimensions in Inches

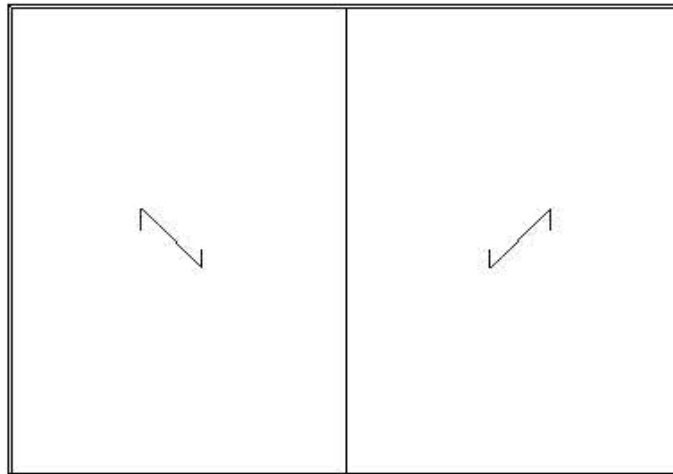
Item No.

Finish

W

H

D



**TABULA Queen Size Wood Headboard Only**

w/ Metal Accents

70 7/8"

63"

2 3/8"

<b>19203</b>	Oak, Lacquer or Ebony
<b>19203/R</b>	Oak Burl
<b>19203/N</b>	Walnut
<b>DEDUCT</b>	Deduct For Painted Metal

**TABULA King Size Wood Headboard Only**

w/ Metal Accents

86 5/8"

63"

2 3/8"

<b>19205</b>	Oak, Lacquer or Ebony
<b>19205/R</b>	Oak Burl
<b>19205/N</b>	Walnut
<b>DEDUCT</b>	Deduct For Painted Metal

**TABULA California King Size Wood Headboard Only**

w/ Metal Accents

82 5/8"

63"

2 3/8"

<b>19204</b>	Oak, Lacquer or Ebony
<b>19204/R</b>	Oak Burl
<b>19204/N</b>	Walnut
<b>DEDUCT</b>	Deduct For Painted Metal

**TABULA Wood Headboard Wing Only**

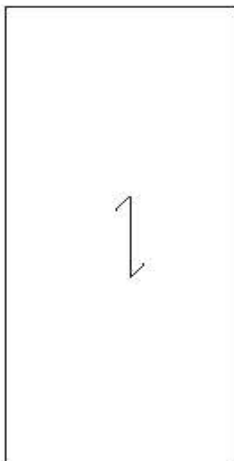
w/ Metal Accents

32 1/2"

63"

2 3/8"

<b>19206</b>	Oak, Lacquer or Ebony
<b>19206/R</b>	Oak Burl
<b>19206/N</b>	Walnut
<b>DEDUCT</b>	Deduct For Painted Metal



**TABULA High Headboard - UPHOLSTERED**

Description

Dimensions in Inches

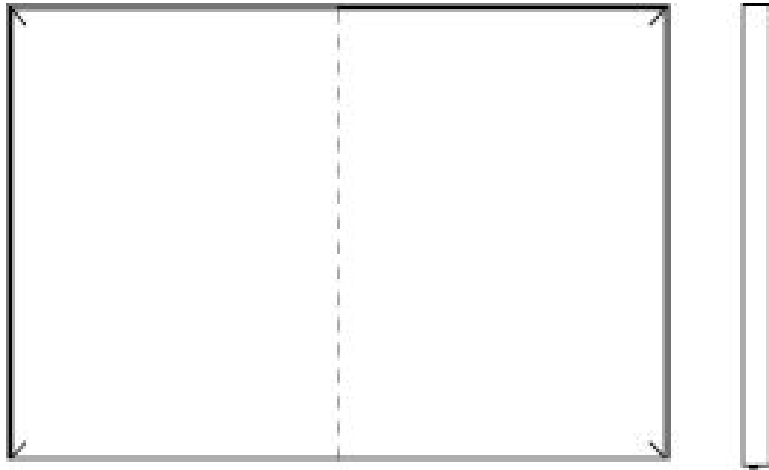
Item No.

Finish

W

H

D



**TABULA Queen Size Upholstered Headboard Only**  
w/ Metal Accents

70 7/8"

63"

4 3/8"

**C.O.M. Requirement:**  
5 yards of 55" W Plain Fabric

**C.O.L Requirement:**  
47 sq ft

OAK/LAC/EBON	WALNUT	
R19313/A	N19313/A	Grade A Fabrics
R19313/B	N19313/B	Grade B Fabrics/ Faux Leather/ Sueder Plus
R19313/C	N19313/C	Grade C Fabrics/ C.O.M
R19313/D	N19313/D	Grade D Fabrics
R19313/E	N19313/E	Grade E Fabrics/ Ultrasuede
R19313/P1	N19313/P1	Grade P1 - Serie 101 Dalmata
R19313/P2	N19313/P2	Grade P2- Leather Serie 1200
<b>DEDUCT</b>		Deduct For Painted Metal

**TABULA King Size Upholstered Headboard Only**  
w/ Metal Accents

86 5/8"

63"

4 3/8"

**C.O.M. Requirement:**  
5 yards of 55" W Plain Fabric

**C.O.L Requirement:**  
56 sq ft

OAK/LAC/EBON	WALNUT	
R19315/A	N19315/A	Grade A Fabrics
R19315/B	N19315/B	Grade B Fabrics/ Faux Leather/ Sueder Plus
R19315/C	N19315/C	Grade C Fabrics/ C.O.M
R19315/D	N19315/D	Grade D Fabrics
R19315/E	N19315/E	Grade E Fabrics/ Ultrasuede
R19315/P1	N19315/P1	Grade P1 - Serie 101 Dalmata
R19315/P2	N19315/P2	Grade P2- Leather Serie 1200
<b>DEDUCT</b>		Deduct For Painted Metal

**TABULA California King Size Upholstered Headboard Only**  
w/ Metal Accents

82 5/8"

63"

4 3/8"

**C.O.M. Requirement:**  
5 yards of 55" W Plain Fabric

**C.O.L Requirement:**  
54 sq ft

OAK/LAC/EBON	WALNUT	
R19314/A	N19314/A	Grade A Fabrics
R19314/B	N19314/B	Grade B Fabrics/ Faux Leather/ Sueder Plus
R19314/C	N19314/C	Grade C Fabrics/ C.O.M
R19314/D	N19314/D	Grade D Fabrics
R19314/E	N19314/E	Grade E Fabrics/ Ultrasuede
R19314/P1	N19314/P1	Grade P1 - Serie 101 Dalmata
R19314/P2	N19314/P2	Grade P2- Leather Serie 1200
<b>DEDUCT</b>		Deduct For Painted Metal

**TABULA High Headboard -  
UPHOLSTERED**

Description

Dimensions in Inches


Item No.

Finish

W

H

D



**TABULA Headboard Wing Only**  
w/ Metal Accents

32 1/2"

63"

4 3/8"

OAK/LAC/EBON	WALNUT	
R19316/A	N19316/A	Grade A Fabrics
R19316/B	N19316/B	Grade B Fabrics/ Faux Leather/ Sueder Plus
R19316/C	N19316/C	Grade C Fabrics/ C.O.M
R19316/D	N19316/D	Grade D Fabrics
R19316/E	N19316/E	Grade E Fabrics/ Ultrasuede
R19316/P1	N19316/P1	Grade P1 - Serie 101 Dalmata
R19316/P2	N19316/P2	Grade P2- Leather Serie 1200
<b>DEDUCT</b>		Deduct For Painted Metal

**C.O.M. Requirement:**  
2 1/2 yards of 55" W Plain Fabric

**C.O.L Requirement:**  
22 sq ft

**TABULA Low Headboard - WOOD**

Description

Dimensions in Inches

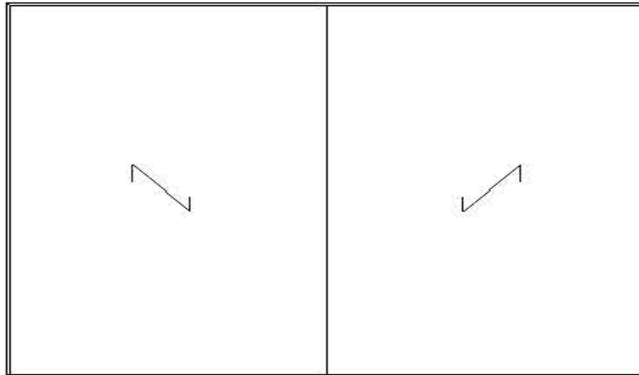
Item No.

Finish

W

H

D



**TABULA Queen Size Wood Headboard Only**

w/ Metal Accents

70 7/8"

51 1/4"

2 3/8"

<b>19393</b>	Oak, Lacquer or Ebony
<b>19393/R</b>	Oak Burl
<b>19393/N</b>	Walnut
<b>DEDUCT</b>	Deduct For Painted Metal

**TABULA King Size Wood Headboard Only**

w/ Metal Accents

86 5/8"

51 1/4"

2 3/8"

<b>19395</b>	Oak, Lacquer or Ebony
<b>19395/R</b>	Oak Burl
<b>19395/N</b>	Walnut
<b>DEDUCT</b>	Deduct For Painted Metal

**TABULA California King Size Wood Headboard Only**

w/ Metal Accents

82 5/8"

51 1/4"

2 3/8"

<b>19394</b>	Oak, Lacquer or Ebony
<b>19394/R</b>	Oak Burl
<b>19394/N</b>	Walnut
<b>DEDUCT</b>	Deduct For Painted Metal

**TABULA Wood Headboard Wing Only**


w/ Metal Accents

32 1/2"

51 1/4"

2 3/8"

<b>19396</b>	Oak, Lacquer or Ebony
<b>19396/R</b>	Oak Burl
<b>19396/N</b>	Walnut
<b>DEDUCT</b>	Deduct For Painted Metal



**TABULA Low Headboard - UPHOLSTERED**

Description

Dimensions in Inches


Item No.

Finish

W

H

D



**TABULA Queen Size Upholstered Headboard Only**

w/ Metal Accents

70 7/8"

51 1/4"

4 3/8"

**C.O.M. Requirement:**  
4 yards of 55" W Plain Fabric

**C.O.L Requirement:**  
39 sq ft

OAK/LAC/EBON	WALNUT	
R19304/A	N19304/A	Grade A Fabrics
R19304/B	N19304/B	Grade B Fabrics/ Faux Leather/ Sueder Plus
R19304/C	N19304/C	Grade C Fabrics/ C.O.M
R19304/D	N19304/D	Grade D Fabrics
R19304/E	N19304/E	Grade E Fabrics/ Ultrasuede
R19304/P1	N19304/P1	Grade P1 - Serie 101 Dalmata
R19304/P2	N19304/P2	Grade P2- Leather Serie 1200
<b>DEDUCT</b>		Deduct For Painted Metal

**TABULA King Size Upholstered Headboard Only**

w/ Metal Accents

86 5/8"

51 1/4"

4 3/8"

**C.O.M. Requirement:**  
4 yards of 55" W Plain Fabric

**C.O.L Requirement:**  
49 sq ft

OAK/LAC/EBON	WALNUT	
R19306/A	N19306/A	Grade A Fabrics
R19306/B	N19306/B	Grade B Fabrics/ Faux Leather/ Sueder Plus
R19306/C	N19306/C	Grade C Fabrics/ C.O.M
R19306/D	N19306/D	Grade D Fabrics
R19306/E	N19306/E	Grade E Fabrics/ Ultrasuede
R19306/P1	N19306/P1	Grade P1 - Serie 101 Dalmata
R19306/P2	N19306/P2	Grade P2- Leather Serie 1200
<b>DEDUCT</b>		Deduct For Painted Metal

**TABULA California King Size Upholstered Headboard**

w/ Metal Accents

82 5/8"

51 1/4"

4 3/8"

**C.O.M. Requirement:**  
4 yards of 55" W Plain Fabric

**C.O.L Requirement:**  
51 sq ft

OAK/LAC/EBON	WALNUT	
R19305/A	N19305/A	Grade A Fabrics
R19305/B	N19305/B	Grade B Fabrics/ Faux Leather/ Sueder Plus
R19305/C	N19305/C	Grade C Fabrics/ C.O.M
R19305/D	N19305/D	Grade D Fabrics
R19305/E	N19305/E	Grade E Fabrics/ Ultrasuede
R19305/P1	N19305/P1	Grade P1 - Serie 101 Dalmata
R19305/P2	N19305/P2	Grade P2- Leather Serie 1200
<b>DEDUCT</b>		Deduct For Painted Metal

**TABULA Low Headboard -  
UPHOLSTERED**

Description

Dimensions in Inches


Item No.

Finish

W

H

D



**TABULA Upholstered Headboard Wing Only**  
w/ Metal Accents

32 1/2"

51 1/4"

4 3/8"

OAK/LAC/EBON	WALNUT	
R19307/A	N19307/A	Grade A Fabrics
R19307/B	N19307/B	Grade B Fabrics/ Faux Leather/ Sueder Plus
R19307/C	N19307/C	Grade C Fabrics/ C.O.M
R19307/D	N19307/D	Grade D Fabrics
R19307/E	N19307/E	Grade E Fabrics/ Ultrasuede
R19307/P1	N19307/P1	Grade P1 - Serie 101 Dalmata
R19307/P2	N19307/P2	Grade P2- Leather Serie 1200
<b>DEDUCT</b>		Deduct For Painted Metal

**C.O.M. Requirement:**  
2 yards of 55" W Plain Fabric

**C.O.L Requirement:**  
19 sq ft



**TABULA High Headboard - UPHOLSTERED**

Description

Dimensions in Inches

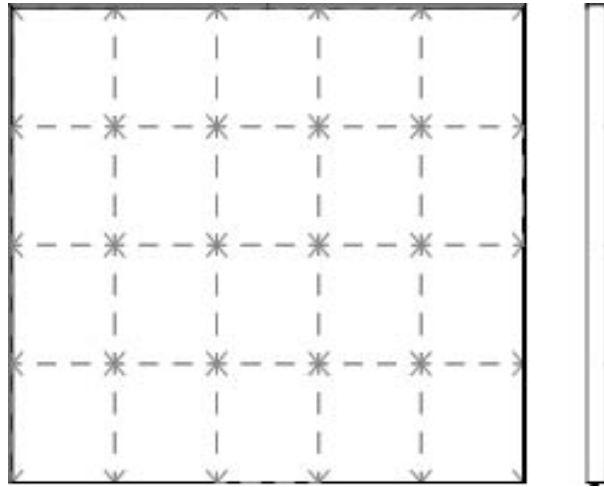
Item No.

Finish

W

H

D



**TABULA Queen Size Headboard Only**  
w/ Metal Accents

70 7/8"

63"

4 3/8"

**C.O.M. Requirement:**  
5 yards of 55" W Plain Fabric

**C.O.L Requirement:**  
47 sq ft

OAK/LAC/EBON	WALNUT	
R19375/A	N19375/A	Grade A Fabrics
R19375/B	N19375/B	Grade B Fabrics/ Faux Leather/ Sueder Plus
R19375/C	N19375/C	Grade C Fabrics/ C.O.M
R19375/D	N19375/D	Grade D Fabrics
R19375/E	N19375/E	Grade E Fabrics/ Ultrasuede
R19375/P1	N19375/P1	Grade P1 - Serie 101 Dalmata
R19375/P2	N19375/P2	Grade P2- Leather Serie 1200
<b>DEDUCT</b>		Deduct For Painted Metal

**TABULA King Size Headboard Only**  
w/ Metal Accents

86 5/8"

63"

4 3/8"

**C.O.M. Requirement:**  
5 yards of 55" W Plain Fabric

**C.O.L Requirement:**  
56 sq ft

OAK/LAC/EBON	WALNUT	
R19374/A	N19374/A	Grade A Fabrics
R19374/B	N19374/B	Grade B Fabrics/ Faux Leather/ Sueder Plus
R19374/C	N19374/C	Grade C Fabrics/ C.O.M
R19374/D	N19374/D	Grade D Fabrics
R19374/E	N19374/E	Grade E Fabrics/ Ultrasuede
R19374/P1	N19374/P1	Grade P1 - Serie 101 Dalmata
R19374/P2	N19374/P2	Grade P2- Leather Serie 1200
<b>DEDUCT</b>		Deduct For Painted Metal

**TABULA California King Size Headboard**  
w/ Metal Accents

82 5/8"

63"

4 3/8"

**C.O.M. Requirement:**  
5 yards of 55" W Plain Fabric

**C.O.L Requirement:**  
54 sq ft

OAK/LAC/EBON	WALNUT	
R19376/A	N19376/A	Grade A Fabrics
R19376/B	N19376/B	Grade B Fabrics/ Faux Leather/ Sueder Plus
R19376/C	N19376/C	Grade C Fabrics/ C.O.M
R19376/D	N19376/D	Grade D Fabrics
R19376/E	N19376/E	Grade E Fabrics/ Ultrasuede
R19376/P1	N19376/P1	Grade P1 - Serie 101 Dalmata
R19376/P2	N19376/P2	Grade P2- Leather Serie 1200
<b>DEDUCT</b>		Deduct For Painted Metal

**TABULA High Headboard -  
UPHOLSTERED**

Description

Dimensions in Inches

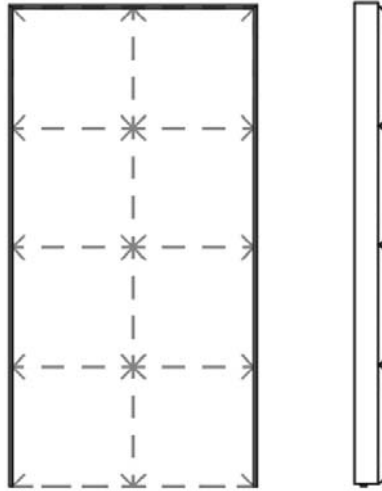
Item No.

Finish

W

H

D



**TABULA Headboard Wing Only**  
w/ Metal Accents

32 1/2"

63"

4 3/8"

OAK/LAC/EBON	WALNUT	
R19377/A	N19377/A	Grade A Fabrics
R19377/B	N19377/B	Grade B Fabrics/ Faux Leather/ Sueder Plus
R19377/C	N19377/C	Grade C Fabrics/ C.O.M
R19377/D	N19377/D	Grade D Fabrics
R19377/E	N19377/E	Grade E Fabrics/ Ultrasuede
R19377/P1	N19377/P1	Grade P1 - Serie 101 Dalmata
R19377/P2	N19377/P2	Grade P2- Leather Serie 1200
<b>DEDUCT</b>		Deduct For Painted Metal

**C.O.M. Requirement:**  
3 yards of 55" W Plain Fabric

**C.O.L Requirement:**  
22 sq ft

**TABULA Low Headboard - UPHOLSTERED**

Description

Dimensions in Inches

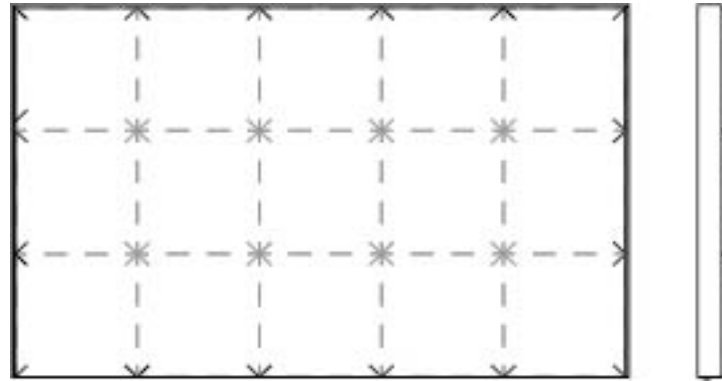
Item No.

Finish

W

H

D



**TABULA Queen Size Headboard Only**

w/ Metal Accents

70 7/8"

51 1/4"

4 3/8"

**C.O.M. Requirement:**  
4 yards of 55" W Plain Fabric

**C.O.L Requirement:**  
39 sq ft

OAK/LAC/EBON	WALNUT	
R19243/A	N19243/A	Grade A Fabrics
R19243/B	N19243/B	Grade B Fabrics/ Faux Leather/ Sueder Plus
R19243/C	N19243/C	Grade C Fabrics/ C.O.M
R19243/D	N19243/D	Grade D Fabrics
R19243/E	N19243/E	Grade E Fabrics/ Ultrasuede
R19243/P1	N19243/P1	Grade P1 - Serie 101 Dalmata
R19243/P2	N19243/P2	Grade P2- Leather Serie 1200
<b>DEDUCT</b>		Deduct For Painted Metal

**TABULA King Size Headboard Only**

w/ Metal Accents

86 5/8"

51 1/4"

4 3/8"

**C.O.M. Requirement:**  
4 yards of 55" W Plain Fabric

**C.O.L Requirement:**  
49 sq ft

OAK/LAC/EBON	WALNUT	
R19245/A	N19245/A	Grade A Fabrics
R19245/B	N19245/B	Grade B Fabrics/ Faux Leather/ Sueder Plus
R19245/C	N19245/C	Grade C Fabrics/ C.O.M
R19245/D	N19245/D	Grade D Fabrics
R19245/E	N19245/E	Grade E Fabrics/ Ultrasuede
R19245/P1	N19245/P1	Grade P1 - Serie 101 Dalmata
R19245/P2	N19245/P2	Grade P2- Leather Serie 1200
<b>DEDUCT</b>		Deduct For Painted Metal

**TABULA California King Size Headboard**

w/ Metal Accents

82 5/8"

51 1/4"

4 3/8"

**C.O.M. Requirement:**  
4 yards of 55" W Plain Fabric

**C.O.L Requirement:**  
51 sq ft

OAK/LAC/EBON	WALNUT	
R19244/A	N19244/A	Grade A Fabrics
R19244/B	N19244/B	Grade B Fabrics/ Faux Leather/ Sueder Plus
R19244/C	N19244/C	Grade C Fabrics/ C.O.M
R19244/D	N19244/D	Grade D Fabrics
R19244/E	N19244/E	Grade E Fabrics/ Ultrasuede
R19244/P1	N19244/P1	Grade P1 - Serie 101 Dalmata
R19244/P2	N19244/P2	Grade P2- Leather Serie 1200
<b>DEDUCT</b>		Deduct For Painted Metal

**TABULA Low Headboard -  
UPHOLSTERED**

Description

Dimensions in Inches

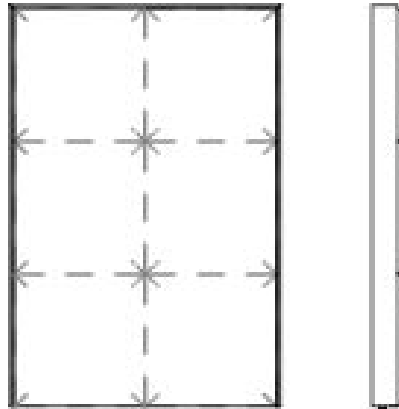
Item No.

Finish

W

H

D



**TABULA Headboard Wing Only**  
w/ Metal Accents

32 1/2"

51 1/4"

4 3/8"

OAK/LAC/EBON	WALNUT	
R19246/A	N19246/A	Grade A Fabrics
R19246/B	N19246/B	Grade B Fabrics/ Faux Leather/ Sueder Plus
R19246/C	N19246/C	Grade C Fabrics/ C.O.M
R19246/D	N19246/D	Grade D Fabrics
R19246/E	N19246/E	Grade E Fabrics/ Ultrasuede
R19246/P1	N19246/P1	Grade P1 - Serie 101 Dalmata
R19246/P2	N19246/P2	Grade P2- Leather Serie 1200
<b>DEDUCT</b>		Deduct For Painted Metal

**C.O.M. Requirement:**  
2 yards of 55" W Plain Fabric

**C.O.L Requirement:**  
19 sq ft

**PALACIO Headboard - 5  
PANEL**

**Description**

**Dimesions in Inches**

**Item No.**

**Finish**

**W**

**H**

**D**



**PALACIO Queen Size Headboard Only**

78 3/4"

86 5/8"

2 5/8"

OAK/LAC/EBON	WALNUT	
R19272/A	N19272/A	Grade A Fabrics
R19272/B	N19272/B	Grade B Fabrics/ Faux Leather/ Sueder Plus
R19272/C	N19272/C	Grade C Fabrics/ C.O.M
R19272/D	N19272/D	Grade D Fabrics
R19272/E	N19272/E	Grade E Fabrics/ Ultrasuede
R19272/P1	N19272/P1	Grade P1 - Serie 101 Dalmata
R19272/P2	N19272/P2	Grade P2- Leather Serie 1200

**C.O.M. Requirement:**  
5 1/4 yards of 55" W Plain Fabric

**C.O.L Requirement:**  
94 sq ft

**PALACIO King Size Headboard Only**

94 1/2"

86 5/8"

2 5/8"

OAK/LAC/EBON	WALNUT	
R19274/A	N19274/A	Grade A Fabrics
R19274/B	N19274/B	Grade B Fabrics/ Faux Leather/ Sueder Plus
R19274/C	N19274/C	Grade C Fabrics/ C.O.M
R19274/D	N19274/D	Grade D Fabrics
R19274/E	N19274/E	Grade E Fabrics/ Ultrasuede
R19274/P1	N19274/P1	Grade P1 - Serie 101 Dalmata
R19274/P2	N19274/P2	Grade P2- Leather Serie 1200

**C.O.M. Requirement:**  
5 3/4 yards of 55" W Plain Fabric

**C.O.L Requirement:**  
103 sq ft

**PALACIO California King Size Headboard**

90 1/2"

86 5/8"

2 5/8"

OAK/LAC/EBON	WALNUT	
R19273/A	N19273/A	Grade A Fabrics
R19273/B	N19273/B	Grade B Fabrics/ Faux Leather/ Sueder Plus
R19273/C	N19273/C	Grade C Fabrics/ C.O.M
R19273/D	N19273/D	Grade D Fabrics
R19273/E	N19273/E	Grade E Fabrics/ Ultrasuede
R19273/P1	N19273/P1	Grade P1 - Serie 101 Dalmata
R19273/P2	N19273/P2	Grade P2- Leather Serie 1200

**C.O.M. Requirement:**  
5 3/4 yards of 55" W Plain Fabric

**C.O.L Requirement:**  
103 sq ft

**PALACIO Headboard - 5  
PANEL**

Description

Dimesions in Inches

Item No.

Finish

W

H

D



LEFT



RIGHT

**PALACIO Headboard Wing Only (Left)**

33 1/2"

86 5/8"

2 5/8"

OAK/LAC/EBON	WALNUT	
R19276/A	N19276/A	Grade A Fabrics
R19276/B	N19276/B	Grade B Fabrics/ Faux Leather/ Sueder Plus
R19276/C	N19276/C	Grade C Fabrics/ C.O.M
R19276/D	N19276/D	Grade D Fabrics
R19276/E	N19276/E	Grade E Fabrics/ Ultrasuede
R19276/P1	N19276/P1	Grade P1 - Serie 101 Dalmata
R19276/P2	N19276/P2	Grade P2- Leather Serie 1200

**C.O.M. Requirement:**  
2 1/2 yards of 55" W Plain Fabric

**C.O.L Requirement:**  
42 sq ft

**PALACIO Headboard Wing Only (Right)**

33 1/2"

86 5/8"

2 5/8"

OAK/LAC/EBON	WALNUT	
R19275/A	N19275/A	Grade A Fabrics
R19275/B	N19275/B	Grade B Fabrics/ Faux Leather/ Sueder Plus
R19275/C	N19275/C	Grade C Fabrics/ C.O.M
R19275/D	N19275/D	Grade D Fabrics
R19275/E	N19275/E	Grade E Fabrics/ Ultrasuede
R19275/P1	N19275/P1	Grade P1 - Serie 101 Dalmata
R19275/P2	N19275/P2	Grade P2- Leather Serie 1200

**C.O.M. Requirement:**  
2 1/2 yards of 55" W Plain Fabric

**C.O.L Requirement:**  
42 sq ft

**PALACIO Headboard - 4  
PANEL**

**Description**

**Dimesions in Inches**


**Item No.**

**Finish**

**W**

**H**

**D**



**PALACIO Queen Size Headboard Only**

78 3/4"

69 1/4"

2 5/8"

OAK/LAC/EBON	WALNUT	
R19193/A	N19193/A	Grade A Fabrics
R19193/B	N19193/B	Grade B Fabrics/ Faux Leather/ Sueder Plus
R19193/C	N19193/C	Grade C Fabrics/ C.O.M
R19193/D	N19193/D	Grade D Fabrics
R19193/E	N19193/E	Grade E Fabrics/ Ultrasuede
R19193/P1	N19193/P1	Grade P1 - Serie 101 Dalmata
R19193/P2	N19193/P2	Grade P2- Leather Serie 1200

**C.O.M. Requirement:**  
5 1/4 yards of 55" W Plain Fabric

**C.O.L Requirement:**  
94 sq ft

**PALACIO King Size Headboard Only**

94 1/2"

69 1/4"

2 5/8"

OAK/LAC/EBON	WALNUT	
R19195/A	N19195/A	Grade A Fabrics
R19195/B	N19195/B	Grade B Fabrics/ Faux Leather/ Sueder Plus
R19195/C	N19195/C	Grade C Fabrics/ C.O.M
R19195/D	N19195/D	Grade D Fabrics
R19195/E	N19195/E	Grade E Fabrics/ Ultrasuede
R19195/P1	N19195/P1	Grade P1 - Serie 101 Dalmata
R19195/P2	N19195/P2	Grade P2- Leather Serie 1200

**C.O.M. Requirement:**  
5 3/4 yards of 55" W Plain Fabric

**C.O.L Requirement:**  
103 sq ft

**PALACIO California King Size Headboard**

90 1/2"

69 1/4"

2 5/8"

OAK/LAC/EBON	WALNUT	
R19194/A	N19194/A	Grade A Fabrics
R19194/B	N19194/B	Grade B Fabrics/ Faux Leather/ Sueder Plus
R19194/C	N19194/C	Grade C Fabrics/ C.O.M
R19194/D	N19194/D	Grade D Fabrics
R19194/E	N19194/E	Grade E Fabrics/ Ultrasuede
R19194/P1	N19194/P1	Grade P1 - Serie 101 Dalmata
R19194/P2	N19194/P2	Grade P2- Leather Serie 1200

**C.O.M. Requirement:**  
5 3/4 yards of 55" W Plain Fabric

**C.O.L Requirement:**  
103 sq ft

**PALACIO Headboard - 4  
PANEL**

**Description**

**Dimesions in Inches**

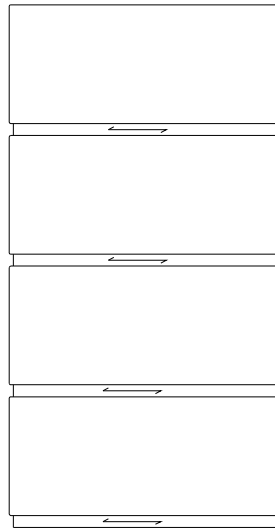
**Item No.**

**Finish**

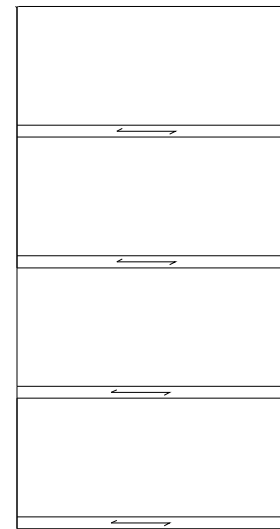
**W**

**H**

**D**



**LEFT**



**RIGHT**

**PALACIO Headboard Wing Only (Left)**

33 1/2"

69 1/4"

2 5/8"

OAK/LAC/EBON	WALNUT	
R19196/A	N19196/A	Grade A Fabrics
R19196/B	N19196/B	Grade B Fabrics/ Faux Leather/ Sueder Plus
R19196/C	N19196/C	Grade C Fabrics/ C.O.M
R19196/D	N19196/D	Grade D Fabrics
R19196/E	N19196/E	Grade E Fabrics/ Ultrasuede
R19196/P1	N19196/P1	Grade P1 - Serie 101 Dalmata
R19196/P2	N19196/P2	Grade P2- Leather Serie 1200

**C.O.M. Requirement:**  
2 1/2 yards of 55" W Plain Fabric

**C.O.L Requirement:**  
42 sq ft

**PALACIO Headboard Wing Only (Right)**

33 1/2"

69 1/4"

2 5/8"

OAK/LAC/EBON	WALNUT	
R19197/A	N19197/A	Grade A Fabrics
R19197/B	N19197/B	Grade B Fabrics/ Faux Leather/ Sueder Plus
R19197/C	N19197/C	Grade C Fabrics/ C.O.M
R19197/D	N19197/D	Grade D Fabrics
R19197/E	N19197/E	Grade E Fabrics/ Ultrasuede
R19197/P1	N19197/P1	Grade P1 - Serie 101 Dalmata
R19197/P2	N19197/P2	Grade P2- Leather Serie 1200

**C.O.M. Requirement:**  
2 1/2 yards of 55" W Plain Fabric

**C.O.L Requirement:**  
42 sq ft




**PALACIO Headboard - 3  
PANEL**

**Description**

**Dimesions in Inches**

**Item No.      Finish      W      H      D**



**PALACIO Queen Size Headboard Only**

78 3/4"      52"      2 5/8"

OAK/LAC/EBON	WALNUT	
R19255/A	N19255/A	Grade A Fabrics
R19255/B	N19255/B	Grade B Fabrics/ Faux Leather/ Sueder Plus
R19255/C	N19255/C	Grade C Fabrics/ C.O.M
R19255/D	N19255/D	Grade D Fabrics
R19255/E	N19255/E	Grade E Fabrics/ Ultrasuede
R19255/P1	N19255/P1	Grade P1 - Serie 101 Dalmata
R19255/P2	19255/P2	Grade P2- Leather Serie 1200

**C.O.M. Requirement:**  
5 1/4 yards of 55" W Plain Fabric

**C.O.L Requirement:**  
94 sq ft

**PALACIO King Size Headboard Only**

94 1/2"      52"      2 5/8"

OAK/LAC/EBON	WALNUT	
R19257/A	N19257/A	Grade A Fabrics
R19257/B	N19257/B	Grade B Fabrics/ Faux Leather/ Sueder Plus
R19257/C	N19257/C	Grade C Fabrics/ C.O.M
R19257/D	N19257/D	Grade D Fabrics
R19257/E	N19257/E	Grade E Fabrics/ Ultrasuede
R19257/P1	N19257/P1	Grade P1 - Serie 101 Dalmata
R19257/P2	N19257/P2	Grade P2- Leather Serie 1200

**C.O.M. Requirement:**  
5 3/4 yards of 55" W Plain Fabric

**C.O.L Requirement:**  
103 sq ft

**PALACIO California King Size Headboard**

90 1/2"      52"      2 5/8"

OAK/LAC/EBON	WALNUT	
R19256/A	N19256/A	Grade A Fabrics
R19256/B	N19256/B	Grade B Fabrics/ Faux Leather/ Sueder Plus
R19256/C	N19256/C	Grade C Fabrics/ C.O.M
R19256/D	N19256/D	Grade D Fabrics
R19256/E	N19256/E	Grade E Fabrics/ Ultrasuede
R19256/P1	N19256/P1	Grade P1 - Serie 101 Dalmata
R19256/P2	N19256/P2	Grade P2- Leather Serie 1200

**C.O.M. Requirement:**  
5 3/4 yards of 55" W Plain Fabric

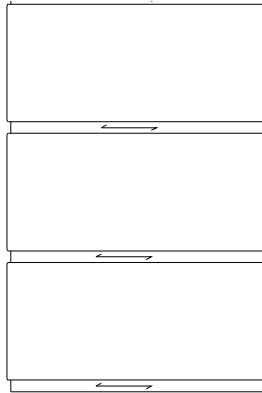
**C.O.L Requirement:**  
103 sq ft

**PALACIO Headboard - 3  
PANEL**


**Description**

**Dimesions in Inches**

**Item No.      Finish      W      H      D**



**LEFT**



**RIGHT**

**PALACIO Headboard Wing Only (Left)**

33 1/2"

52"

2 5/8"

OAK/LAC/EBON	WALNUT	
R19259/A	N19259/A	Grade A Fabrics
R19259/B	N19259/B	Grade B Fabrics/ Faux Leather/ Sueder Plus
R19259/C	N19259/C	Grade C Fabrics/ C.O.M
R19259/D	N19259/D	Grade D Fabrics
R19259/E	N19259/E	Grade E Fabrics/ Ultrasuede
R19259/P1	N19259/P1	Grade P1 - Serie 101 Dalmata
R19259/P2	N19259/P2	Grade P2- Leather Serie 1200

**C.O.M. Requirement:**

2 1/2 yards of 55" W Plain Fabric

**C.O.L Requirement:**

42 sq ft

**PALACIO Headboard Wing Only (Right)**

33 1/2"

52"

2 5/8"

OAK/LAC/EBON	WALNUT	
R19258/A	N19258/A	Grade A Fabrics
R19258/B	N19258/B	Grade B Fabrics/ Faux Leather/ Sueder Plus
R19258/C	N19258/C	Grade C Fabrics/ C.O.M
R19258/D	N19258/D	Grade D Fabrics
R19258/E	N19258/E	Grade E Fabrics/ Ultrasuede
R19258/P1	N19258/P1	Grade P1 - Serie 101 Dalmata
R19258/P2	N19258/P2	Grade P2- Leather Serie 1200

**C.O.M. Requirement:**

2 1/2 yards of 55" W Plain Fabric

**C.O.L Requirement:**

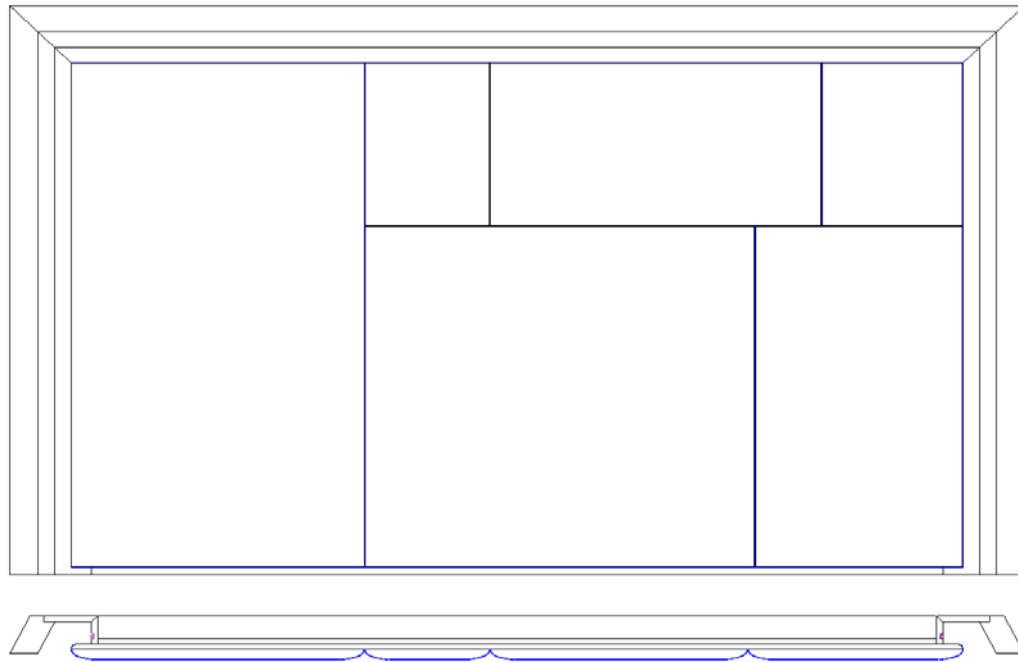
42 sq ft

# FITZ Headboard

## Description

## Dimensions in Inches

Item No.      Finish      W      H      D



### FITZ Queen Size Headboard Only

82 1/2"      59"      4 1/2"

OAK/LAC/EBON	WALNUT	
R19328/A	N19328/A	Grade A Fabrics
R19328/B	N19328/B	Grade B Fabrics/ Faux Leather/ Sueder Plus
R19328/C	N19328/C	Grade C Fabrics/ C.O.M
R19328/D	N19328/D	Grade D Fabrics
R19328/E	N19328/E	Grade E Fabrics/ Ultrasuede
R19328/P1	N19328/P1	Grade P1 - Serie 101 Dalmata
R19328/P2	N19328/P2	Grade P2- Leather Serie 1200

**C.O.M. Requirement:**  
4 1/2 yards of 55" W Plain Fabric

**C.O.L Requirement:**  
56 sq ft

<b>UPCHARGE</b>	LED lighting
-----------------	--------------

### FITZ King Size Headboard Only

97 3/4"      59"      4 1/2"

OAK/LAC/EBON	WALNUT	
R19330/A	N19330/A	Grade A Fabrics
R19330/B	N19330/B	Grade B Fabrics/ Faux Leather/ Sueder Plus
R19330/C	N19330/C	Grade C Fabrics/ C.O.M
R19330/D	N19330/D	Grade D Fabrics
R19330/E	N19330/E	Grade E Fabrics/ Ultrasuede
R19330/P1	N19330/P1	Grade P1 - Serie 101 Dalmata
R19330/P2	N19330/P2	Grade P2- Leather Serie 1200

**C.O.M. Requirement:**  
5 yards of 55" W Plain Fabric

**C.O.L Requirement:**  
60 sq ft

<b>UPCHARGE</b>	LED lighting
-----------------	--------------

### FITZ California King Size Headboard

91 7/8"      59"      4 1/2"

OAK/LAC/EBON	WALNUT	
R19329/A	N19329/A	Grade A Fabrics
R19329/B	N19329/B	Grade B Fabrics/ Faux Leather/ Sueder Plus
R19329/C	N19329/C	Grade C Fabrics/ C.O.M
R19329/D	N19329/D	Grade D Fabrics
R19329/E	N19329/E	Grade E Fabrics/ Ultrasuede
R19329/P1	N19329/P1	Grade P1 - Serie 101 Dalmata
R19329/P2	N19329/P2	Grade P2- Leather Serie 1200

**C.O.M. Requirement:**  
5 yards of 55" W Plain Fabric

**C.O.L Requirement:**  
60 sq ft


<b>UPCHARGE</b>	LED lighting
-----------------	--------------

# TEATRO Bedframe

## Description

## Dimensions in Inches

Item No.      Finish      W      H      D



### TEATRO Queen Size Bedframe Only

72 3/4"      16 1/8"      88 1/4"

**C.O.M. Requirement:**  
5 yards of 55" W Plain Fabric

**C.O.L Requirement:**  
92 sq ft

OAK/LAC/EBON	WALNUT	
R19173/A	N19173/A	Grade A Fabrics
R19173/B	N19173/B	Grade B Fabrics/ Faux Leather/ Sueder Plus
R19173/C	N19173/C	Grade C Fabrics/ C.O.M
R19173/D	N19173/D	Grade D Fabrics
R19173/E	N19173/E	Grade E Fabrics/ Ultrasuede
R19173/P1	N19173/P1	Grade P1 - Serie 101 Dalmata
R19173/P2	N19173/P2	Grade P2- Leather Serie 1200
Upcharge for Slats		

### TEATRO King Size Bedframe Only

88 1/2"      16 1/8"      88 1/4"

**C.O.M. Requirement:**  
5 3/4 yards of 55" W Plain Fabric

**C.O.L Requirement:**  
103 sq ft

OAK/LAC/EBON	WALNUT	
R19175/A	N19175/A	Grade A Fabrics
R19175/B	N19175/B	Grade B Fabrics/ Faux Leather/ Sueder Plus
R19175/C	N19175/C	Grade C Fabrics/ C.O.M
R19175/D	N19175/D	Grade D Fabrics
R19175/E	N19175/E	Grade E Fabrics/ Ultrasuede
R19175/P1	N19175/P1	Grade P1 - Serie 101 Dalmata
R19175/P2	N19175/P2	Grade P2- Leather Serie 1200
Upcharge for Slats		

### TEATRO California King Size Bedframe Only

84 1/2"      16 1/8"      92 1/4"

**C.O.M. Requirement:**  
5 3/4 yards of 55" W Plain Fabric

**C.O.L Requirement:**  
103 sq ft

OAK/LAC/EBON	WALNUT	
R19174/A	N19174/A	Grade A Fabrics
R19174/B	N19174/B	Grade B Fabrics/ Faux Leather/ Sueder Plus
R19174/C	N19174/C	Grade C Fabrics/ C.O.M
R19174/D	N19174/D	Grade D Fabrics
R19174/E	N19174/E	Grade E Fabrics/ Ultrasuede
R19174/P1	N19174/P1	Grade P1 - Serie 101 Dalmata
R19174/P2	N19174/P2	Grade P2- Leather Serie 1200
Upcharge for Slats		

# TABULA Bedframe - WOOD

## Description

## Dimensions in Inches


Item No.

Finish

W

H

D



### TABULA Queen Size Wood Bedframe Only w/ Metal Accents

66 1/4"

16 1/8"

84 7/8"

19187	Oak, Lacquer or Ebony
19187/R	Oak Burl
19187/N	Walnut

### Upcharge for Slats

### TABULA King Size Wood Bedframe Only w/ Metal Accents

81 7/8"

16 1/8"

84 7/8"

19189	Oak, Lacquer or Ebony
19189/R	Oak Burl
19189/N	Walnut

### Upcharge for Slats

### TABULA California King Size Wood Bedframe Only w/ Metal Accents

78"

16 1/8"

88 7/8"

19188	Oak, Lacquer or Ebony
19188/R	Oak Burl
19188/N	Walnut

### Upcharge for Slats

**TABULA Bedframe -  
UPHOLSTERED**

**Description**

**Dimesions in Inches**


**Item No.**

**Finish**

**W**

**H**

**D**



**TABULA Queen Size Upholstered Bedframe Only**  
w/ Metal Accents

66 1/4"

16 1/8"

84 7/8"

**C.O.M. Requirement:**  
2 3/4 yards of 55" W Plain Fabric

**C.O.L Requirement:**  
54 sq ft

<b>19323/A</b>	Grade A Fabrics
<b>19323/B</b>	Grade B Fabrics/ Faux Leather/ Sueder Plus
<b>19323/C</b>	Grade C Fabrics/ C.O.M
<b>19323/D</b>	Grade D Fabrics
<b>19323/E</b>	Grade E Fabrics/ Ultrasuede
<b>19323/P1</b>	Grade P1 - Serie 101 Dalmata
<b>19323/P2</b>	Grade P2- Leather Serie 1200
<b>Upcharge for Slats</b>	

**TABULA King Size Upholstered Bedframe Only**  
w/ Metal Accents

81 7/8"

16 1/8"

84 7/8"

**C.O.M. Requirement:**  
2 3/4 yards of 55" W Plain Fabric

**C.O.L Requirement:**  
57 sq ft

<b>19322/A</b>	Grade A Fabrics
<b>19322/B</b>	Grade B Fabrics/ Faux Leather/ Sueder Plus
<b>19322/C</b>	Grade C Fabrics/ C.O.M
<b>19322/D</b>	Grade D Fabrics
<b>19322/E</b>	Grade E Fabrics/ Ultrasuede
<b>19322/P1</b>	Grade P1 - Serie 101 Dalmata
<b>19322/P2</b>	Grade P2- Leather Serie 1200
<b>Upcharge for Slats</b>	

**TABULA California King Size Bedframe Only**  
w/ Metal Accents

78"

16 1/8"

88 7/8"

**C.O.M. Requirement:**  
2 3/4 yards of 55" W Plain Fabric

**C.O.L Requirement:**  
57 sq ft

<b>19324/A</b>	Grade A Fabrics
<b>19324/B</b>	Grade B Fabrics/ Faux Leather/ Sueder Plus
<b>19324/C</b>	Grade C Fabrics/ C.O.M
<b>19324/D</b>	Grade D Fabrics
<b>19324/E</b>	Grade E Fabrics/ Ultrasuede
<b>19324/P1</b>	Grade P1 - Serie 101 Dalmata
<b>19324/P2</b>	Grade P2- Leather Serie 1200
<b>Upcharge for Slats</b>	

# TWINS Bedframe

## Description

## Dimensions in Inches

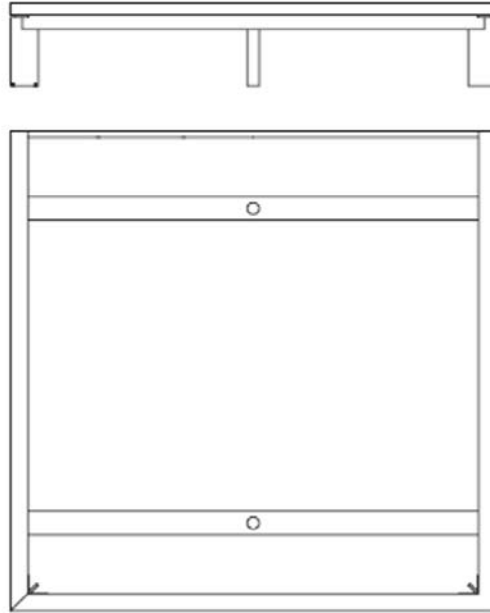
Item No.

Finish

W

H

D



### TWINS Queen Size Wood Bedframe Only (incl. slats)

w/ Metal Accents

65 3/8"

13 3/4"

83 3/4"

19458	Oak, Lacquer or Ebony
19458/R	Oak Burl
19458/N	Walnut

### TWINS King Size Wood Bedframe Only (incl. slats)

w/ Metal Accents

81 1/2"

13 3/4"

83 3/4"

19460	Oak, Lacquer or Ebony
19460/R	Oak Burl
19460/N	Walnut

### TWINS California King Size Wood Bedframe Only (incl. slats)

w/ Metal Accents

77 1/2"

13 3/4"

87 5/8"

19459	Oak, Lacquer or Ebony
19459/R	Oak Burl
19459/N	Walnut

**FITZ Bedframe -  
UPHOLSTERED**

**Description**

**Dimesions in Inches**


**Item No.**

**Finish**

**W**

**H**

**D**



**FITZ Queen Size Upholstered Bedframe Only**

65 3/8"

13"

84 3/8"

OAK/LAC/EBON	WALNUT	
R19479/A	N19479/A	Grade A Fabrics
R19479/B	N19479/B	Grade B Fabrics/ Faux Leather/ Sueder Plus
R19479/C	N19479/C	Grade C Fabrics/ C.O.M
R19479/D	N19479/D	Grade D Fabrics
R19479/E	N19479/E	Grade E Fabrics/ Ultrasuede
R19479/P1	N19479/P1	Grade P1 - Serie 101 Dalmata
R19479/P2	N19479/P2	Grade P2- Leather Serie 1200
<b>Upcharge for Slats</b>		

**C.O.M. Requirement:**  
3 1/4 yards of 55" W Plain Fabric

**C.O.L Requirement:**  
58 sq ft

**FITZ King Size Upholstered Bedframe Only**

81 1/8"

13"

84 3/8"

OAK/LAC/EBON	WALNUT	
R19481/A	N19481/A	Grade A Fabrics
R19481/B	N19481/B	Grade B Fabrics/ Faux Leather/ Sueder Plus
R19481/C	N19481/C	Grade C Fabrics/ C.O.M
R19481/D	N19481/D	Grade D Fabrics
R19481/E	N19481/E	Grade E Fabrics/ Ultrasuede
R19481/P1	N19481/P1	Grade P1 - Serie 101 Dalmata
R19481/P2	N19481/P2	Grade P2- Leather Serie 1200
<b>Upcharge for Slats</b>		

**C.O.M. Requirement:**  
3 1/4 yards of 55" W Plain Fabric

**C.O.L Requirement:**  
58 sq ft

**FITZ California King Size Bedframe Only**

79 1/8"

13"

88 3/8"

OAK/LAC/EBON	WALNUT	
R19480/A	N19480/A	Grade A Fabrics
R19480/B	N19480/B	Grade B Fabrics/ Faux Leather/ Sueder Plus
R19480/C	N19480/C	Grade C Fabrics/ C.O.M
R19480/D	N19480/D	Grade D Fabrics
R19480/E	N19480/E	Grade E Fabrics/ Ultrasuede
R19480/P1	N19480/P1	Grade P1 - Serie 101 Dalmata
R19480/P2	N19480/P2	Grade P2- Leather Serie 1200
<b>Upcharge for Slats</b>		

3 1/4 yards of 55" W Plain Fabric

**C.O.L Requirement:**  
58 sq ft



**FITZ Bedframe - WOOD**

**Description**

**Dimensions in Inches**


Item No.

Finish

W

H

D



**FITZ Queen Size Wood Bedframe Only**

65 3/8"

13"

84 3/8"

<b>19485</b>	Oak, Lacquer or Ebony
<b>19485/R</b>	Oak Burl
<b>19485/N</b>	Walnut

**Upcharge for Slats**

**FITZ King Size Wood Bedframe Only**

81 1/2"

13"

84 3/8"

<b>19487</b>	Oak, Lacquer or Ebony
<b>19487/R</b>	Oak Burl
<b>19487/N</b>	Walnut

**Upcharge for Slats**

**FITZ California King Size Wood Bedframe Only**

79 1/8"

13"

88 3/8"

<b>19486</b>	Oak, Lacquer or Ebony
<b>19486/R</b>	Oak Burl
<b>19486/N</b>	Walnut

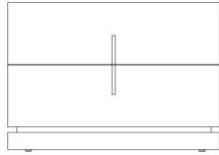
**Upcharge for Slats**

# Nightstands

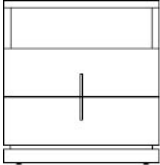
## Description

## Dimensions in Inches

Item No.	Finish	W	H	D
----------	--------	---	---	---

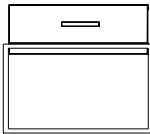


<b>LINEA Nightstand</b> w/ Metal Accents		27 1/2"	20 7/8"	18 1/8"
<b>19143</b>	Oak, Lacquer or Ebony			
<b>19143/R</b>	Oak Burl			
<b>19143/N</b>	Walnut			
<b>UPCHARGE</b>	Metal Plinth Accent			
<b>UPCHARGE</b>	Lacquer Plinth Accent			
		39 3/8"	20 7/8"	18 1/8"

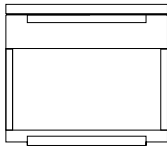


<b>19148</b>		Oak, Lacquer or Ebony		
<b>19148/R</b>		Oak Burl		
<b>19148/N</b>		Walnut		
<b>UPCHARGE</b>		Metal Plinth Accent		
<b>UPCHARGE</b>		Lacquer Plinth Accent		

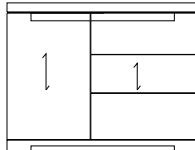
<b>LINEA Nightstand</b> w/ Metal Accents		27 1/2"	29 1/2"	18 1/8"
<b>19149</b>	Oak, Lacquer or Ebony			
<b>19149/R</b>	Oak Burl			
<b>19149/N</b>	Walnut			
<b>UPCHARGE</b>	Metal Plinth Accent			
<b>UPCHARGE</b>	Lacquer Plinth Accent			



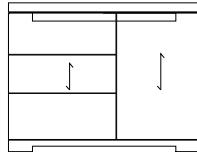
<b>CUBE Nightstand</b> w/ Metal Accents		26"	24"	19 7/8"
<b>19144</b>	Oak, Lacquer or Ebony			
<b>19144/R</b>	Oak Burl			
<b>19144/N</b>	Walnut			
<b>DEDUCT</b>	Deduct For Painted Metal			



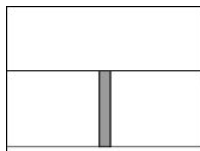
<b>TARA Nightstand</b> w/ Metal Accents		29 1/2"	24 5/8"	17 3/4"
<b>19145</b>	Oak, Lacquer or Ebony			
<b>19145/R</b>	Oak Burl			
<b>19145/N</b>	Walnut			



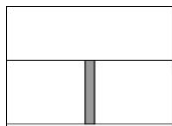
<b>TARA Nightstand</b> w/ Metal Accents		31 1/2"	<b>Left Night Stand</b> 26 3/4"	18 3/8"
<b>19147</b>	Oak, Lacquer or Ebony			
<b>19147/R</b>	Oak Burl			
<b>19147/N</b>	Walnut			



		31 1/2"	<b>Right Night Stand</b> 26 3/4"	18 3/8"
<b>19146</b>	Oak, Lacquer or Ebony			
<b>19146/R</b>	Oak Burl			
<b>19146/N</b>	Walnut			

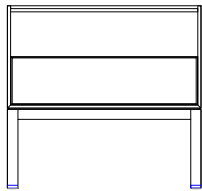


<b>FLY Nightstand</b> w/ Metal Accents		31 1/2"	24 1/2"	19 5/8"
<b>19018</b>	Oak, Lacquer or Ebony			
<b>19018/R</b>	Oak Burl			
<b>19018/N</b>	Walnut			



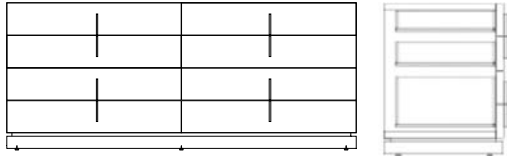
<b>FLY Nightstand</b> w/ Metal Accents		25 5/8"	20 7/8"	19 5/8"
<b>19167</b>	Oak, Lacquer or Ebony			
<b>19167/R</b>	Oak Burl			
<b>19167/N</b>	Walnut			

## Nightstands

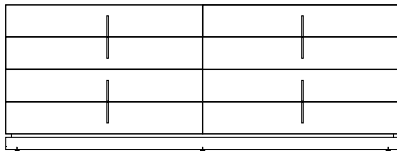


Description Item No.	Finish	Dimensions in Inches		
		W	H	D
<b>GERALD Nightstand</b> w/ Metal Accents		25 5/8"	25 5/8"	19 5/8"
<b>19078</b>	Oak, Lacquer or Ebony			
<b>19078/R</b>	Oak Burl			
<b>19078/N</b>	Walnut			

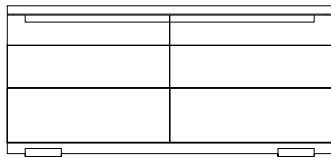
## Dresser



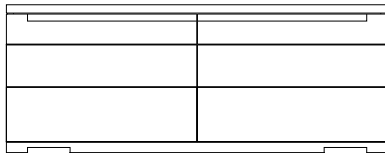
<b>LINEA Dresser</b> w/ Metal Accents 6x Drawers		63"	28 3/4"	21 5/8"
<b>19141</b>	Oak, Lacquer or Ebony			
<b>19141/R</b>	Oak Burl			
<b>19141/N</b>	Walnut			
<b>UPCHARGE</b>	Metal Plinth Accent			
<b>UPCHARGE</b>	Lacquer Plinth Accent			



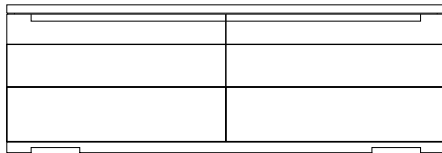
<b>LINEA Dresser</b> w/ Metal Accents 6x Drawers		78 3/4"	28 3/4"	21 5/8"
<b>19142</b>	Oak, Lacquer or Ebony			
<b>19142/R</b>	Oak Burl			
<b>19142/N</b>	Walnut			
<b>UPCHARGE</b>	Metal Plinth Accent			
<b>UPCHARGE</b>	Lacquer Plinth Accent			



<b>TARA Dresser</b> w/ Metal Accents 6x Drawers	80	59"	31 1/2"	19 3/4"
<b>19000</b>	Oak, Lacquer or Ebony			
<b>19000/R</b>	Oak Burl			
<b>19000/N</b>	Walnut			



<b>TARA Dresser</b> w/ Metal Accents 6x Drawers		70 7/8"	31 1/2"	19 3/4"
<b>19001</b>	Oak, Lacquer or Ebony			
<b>19001/R</b>	Oak Burl			
<b>19001/N</b>	Walnut			



<b>TARA Dresser</b> w/ Metal Accents 6x Drawers		86 5/8"	31 1/2"	19 3/4"
<b>19024</b>	Oak, Lacquer or Ebony			
<b>19024/R</b>	Oak Burl			
<b>19024/N</b>	Walnut			



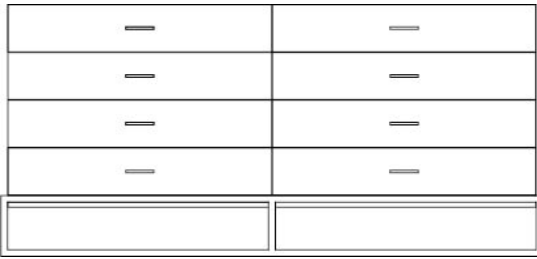
<b>CUBE Dresser</b> w/ Metal Feet 8x Drawers		63"	38 3/8"	19 3/4"
<b>19298</b>	Oak, Lacquer or Ebony			
<b>19298/R</b>	Oak Burl			
<b>19298/N</b>	Walnut			
<b>DEDUCT</b>	Deduct For Painted Metal			

## Dresser

### Description

### Dimensions in Inches

Item No.	Finish	W	H	D
----------	--------	---	---	---



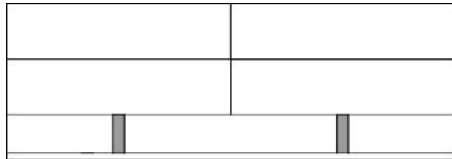
**CUBE Dresser**  
w/ Metal Feet  
8x Drawers

78 3/4"

38 3/8"

19 3/4"

<b>19299</b>	Oak, Lacquer or Ebony
<b>19299/R</b>	Oak Burl
<b>19299/N</b>	Walnut
<b>DEDUCT</b>	Deduct For Painted Metal




**FLY Dresser**  
w/ 4 Drawers  
w/ Metal Accents

70 7/8"

28 3/4"

19 5/8"

<b>19168</b>	Oak, Lacquer or Ebony
<b>19168/R</b>	Oak Burl
<b>19168/N</b>	Walnut



**CHLOE Dresser**  
2x Doors  
3x Drawers  
w/ Painted Metal Accents Only

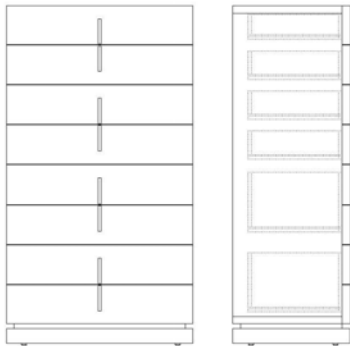
78 3/4"

31 1/2"

19 5/8"

<b>19234</b>	Oak, Lacquer or Ebony
<b>19234/R</b>	Oak Burl
<b>19234/N</b>	Walnut

## High Chest



**LINEA High Chest**  
w/ Metal Accents  
6x Drawers

28 3/4"

54 3/8"

18 1/8"

<b>19140</b>	Oak, Lacquer or Ebony
<b>19140/R</b>	Oak Burl
<b>19140/N</b>	Walnut
<b>UPCHARGE</b>	Metal Plinth Accent
<b>UPCHARGE</b>	Lacquer Plinth Accent



**CUBE High Chest**  
w/ Metal Feet  
5x Drawers

26"

53"

19 3/4"

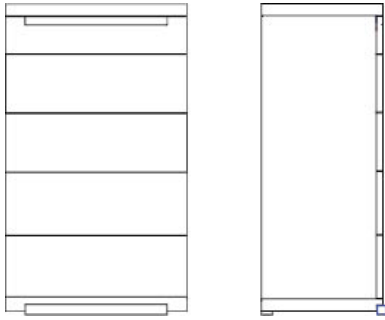
<b>19297</b>	Oak, Lacquer or Ebony
<b>19297/R</b>	Oak Burl
<b>19297/N</b>	Walnut
<b>DEDUCT</b>	Deduct For Painted Metal

# High Chest

## Description

## Dimensions in Inches

Item No.	Finish	W	H	D
----------	--------	---	---	---



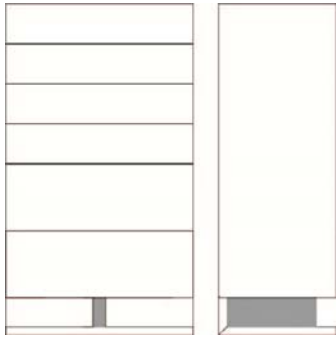
**TARA High Chest**  
w/ Metal Accents  
5x Drawers

29 1/2"

52 3/8"

18 1/8"

<b>19219</b>	Oak, Lacquer or Ebony
<b>19219/R</b>	Oak Burl
<b>19219/N</b>	Walnut



**FLY High Chest**  
w/ Metal Accents  
6x Drawers

28 3/4"

53"

18 1/8"

<b>19169</b>	Oak, Lacquer or Ebony
<b>19169/R</b>	Oak Burl
<b>19169/N</b>	Walnut

# INTERI VISION COLLECTION

by Caryn Donovan & Michele Mantovani



## OCCASIONAL & UPHOLSTERY

**PLANUM**<sup>®</sup>  
FURNITURE

Planum, Inc  
Swedesford Corporate Center  
619 B Swedesford Road  
Frazer, PA 19355

email [info@planumfurniture.com](mailto:info@planumfurniture.com)  
visit us [planumfurniture.com](http://planumfurniture.com)

Tel : 610/251-2120  
Tel : 800/343-0042  
Fax : 610/251-2290

# Finishes


## OAK (ROBLE)



White Feather Oak  
(Blanco Pluma)



Coffee Oak  
(Cafe)



Black Night Oak  
(Negro Noche)



North Gray Oak  
(Gris Norte)



Brown Volcano Oak  
(Marron Volcanico)



Gold Volcano Oak  
(Oro Volcanico)

## OAK BURL (ROBLE RAIZ)



Warm White Oak Burl  
(Blanco Calido)



Coffee Oak Burl  
(Cafe)



Black Night Oak Burl  
(Negro Noche)



North Gray Oak Burl  
(Gris Norte)



Brown Volcano Oak Burl  
(Marron Volcanico)

## WALNUT (NOGAL)



Dark Walnut  
(Nogal Oscuro Color 1)



Light Walnut  
(Nogal Claro Color 2)

## EBONY




## METAL



High Gloss Brass  
(Laton Brillo)



Antique Brass  
(Laton Antiguo)



Matte Brass  
(Laton Mate)



Rose Brass  
(Laton Rosa)



Brushed Stainless Steel  
(Acero Patinado)




Shiny Stainless Steel  
(Acero Brillo)




Black Copper  
(Cobre Negro)


## PAINTED METAL



Dark Silver  
(Silver Oscuro)




Light Silver  
(Silver Claro)



Copper Vital  
(Cobre Vital)




Brushed Brass  
(Ambar Patindao)



Coral



Matte Brass  
(Ambar)



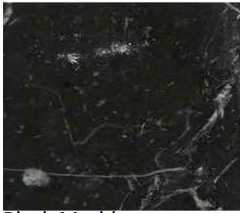
Brass Vital  
(Laton Vital)



Black Copper  
(Cobre Negro)

# Finishes

## MARBLE



Black Marble  
(Negro Marquina)



Emperador Gold  
(Emperador Oro)




White Marble  
(Blanco Macael)



Luzinda White Marble  
(Blanco Luzinda)


## LACQUERS



Black Pizarra  
(Negro Pizarra)




Mustard  
(Mostaza)



Clear Beige  
(Beige Claro)



Brown Pizarra  
(Marron Pizarra)



Land  
(Tierra)



Cobalt Blue  
(Cobalto)

**Lacquer Finishes:  
5% Sheen Standard**

**100% Sheen Available--  
5% Upcharge on pieces with plain**


## LACQUER PAINTED FINISHES ON OAK OPEN PORE



Black Pizarra  
(Negro Pizarra)



Mustard  
(Mostaza)



Clear Beige  
(Beige Claro)



Brown Pizarra  
(Marron Pizarra)



Land  
(Tierra)



Cobalt Blue  
(Cobalto)



# TABLE OF CONTENTS

	<u>PAGE #</u>
<b>Occasional</b>	<b>5-13</b>
Console	5-6
End Table	6
Coffee Tables	7-11
Mirrors	12-13
<b>Upholstery</b>	<b>14-27</b>
Chairs	14-15
Benches	15-16
Sofas	17-27

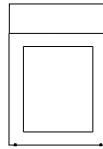
# Consoles

## Description

## Dimensions in Inches

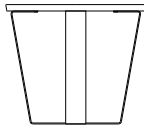
Item No.	Finish	W	H	D
<b>LONGA Console</b> w/ Metal Accents				
		59"	30 1/8"	15"
19070	Oak, Lacquer or Ebony			
19070/R	Oak Burl			
19070/N	Walnut			
<b>UPCHARGE</b>	Marble Top			
<b>LONGA Console</b> w/ Metal Accents				
		70 7/8"	30 1/8"	15"
19071	Oak, Lacquer or Ebony			
19071/R	Oak Burl			
19071/N	Walnut			
<b>UPCHARGE</b>	Marble Top			
<b>LONGA Console</b> w/ Metal Accents				
		94 1/2"	30 1/8"	15"
19072	Oak, Lacquer or Ebony			
19072/R	Oak Burl			
19072/N	Walnut			
<b>UPCHARGE</b>	Marble Top			
<b>LONGA Console</b> w/ Metal Accents				
		102 3/8"	30 1/8"	15"
19073	Oak, Lacquer or Ebony			
19073/R	Oak Burl			
19073/N	Walnut			
<b>UPCHARGE</b>	Marble Top (2pcs; cut in center)			
<b>VIOLET Console</b> w/ Metal Accents				
		59"	30"	17 1/2"
19074	Oak, Lacquer or Ebony			
19074/R	Oak Burl			
19074/N	Walnut			
<b>VIOLET Console</b> w/ Metal Accents				
		70 7/8"	30"	17 1/2"
19075	Oak, Lacquer or Ebony			
19075/R	Oak Burl			
19075/N	Walnut			
<b>VIOLET Console</b> w/ Metal Accents				
		94 1/2"	30"	17 1/2"
19076	Oak, Lacquer or Ebony			
19076/R	Oak Burl			
19076/N	Walnut			
<b>VIOLET Console</b> w/ Metal Accents				
		102 3/8"	30"	17 1/2"
19077	Oak, Lacquer or Ebony			
19077/R	Oak Burl			
19077/N	Walnut			

## Consoles

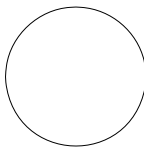


Description		Dimensions in Inches		
Item No.	Finish	W	H	D
<b>VIOLET Console</b> w/ Metal Accents w/ 1 Drawer		70 7/8"	33 7/8"	17 3/4"
<b>19209</b>	Oak, Lacquer or Ebony			
<b>19209/R</b>	Oak Burl			
<b>19209/N</b>	Walnut			

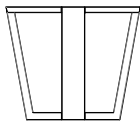
## End Tables



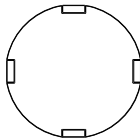
<b>WIL End Table</b> w/ Metal Legs		21 5/8"	21 5/8"	21 5/8"
<b>19066</b>	Oak, Lacquer or Ebony			
<b>19066/R</b>	Oak Burl			
<b>19066/N</b>	Walnut			
<b>DEDUCT</b>	Deduct For Painted Metal			
<b>UPCHARGE</b>	Marble Top			



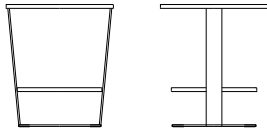
<b>WIL End Table</b> w/ Metal Legs		27 1/2"	23 5/8"	27 1/2"
<b>19065</b>	Oak, Lacquer or Ebony			
<b>19065/R</b>	Oak Burl			
<b>19065/N</b>	Walnut			
<b>DEDUCT</b>	Deduct For Painted Metal			
<b>UPCHARGE</b>	Marble Top			



<b>WIL End Table</b> w/ Wood Legs		21 5/8"	21 5/8"	21 5/8"
<b>19068</b>	Oak, Lacquer or Ebony			
<b>19068/R</b>	Oak Burl			
<b>19068/N</b>	Walnut			




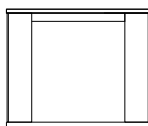
<b>WIL End Table</b> w/ Wood Legs		27 1/2"	23 5/8"	27 1/2"
<b>19067</b>	Oak, Lacquer or Ebony			
<b>19067/R</b>	Oak Burl			
<b>19067/N</b>	Walnut			



<b>LAUREN End Table</b> w/ Metal Accents		21 5/8"	24 7/8"	21 5/8"
<b>19069</b>	Bronze or Gray Mirrored Top			
<b>DEDUCT</b>	Deduct For Painted Metal			



<b>TWIN End Table</b> w/ Metal Accents		25 5/8"	23 5/8"	25 5/8"
<b>19016</b>	Oak, Lacquer or Ebony			
<b>19016/R</b>	Oak Burl			
<b>19016/N</b>	Walnut			
<b>DEDUCT</b>	Deduct For Painted Metal			
<b>UPCHARGE</b>	Marble Top			
<b>UPCHARGE</b>	Mirror Top			



# Coffee Tables

## Description

## Dimensions in Inches

Item No.	Finish	W	H	D
----------	--------	---	---	---

**TWINS Coffee Table**  
w/ Metal Accents

70 7/8"

23 5/8"

35 1/2"



<b>19060</b>	Oak, Lacquer or Ebony
<b>19060/R</b>	Oak Burl
<b>19060/N</b>	Walnut
<b>DEDUCT</b>	Deduct For Painted Metal
<b>UPCHARGE</b>	Marble Top
<b>UPCHARGE</b>	Mirror Top

43 3/8"

16 1/2"

43 3/8"

<b>19061</b>	Oak, Lacquer or Ebony
<b>19061/R</b>	Oak Burl
<b>19061/N</b>	Walnut
<b>DEDUCT</b>	Deduct For Painted Metal
<b>UPCHARGE</b>	Marble Top
<b>UPCHARGE</b>	Mirror Top

51 1/4"

16 1/2"

35 1/2"

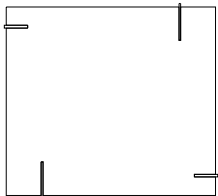
<b>19062</b>	Oak, Lacquer or Ebony
<b>19062/R</b>	Oak Burl
<b>19062/N</b>	Walnut
<b>DEDUCT</b>	Deduct For Painted Metal
<b>UPCHARGE</b>	Marble Top
<b>UPCHARGE</b>	Mirror Top

**BOX Square Coffee Table**  
w/ Metal Accents

35 1/2"

15 3/4"

35 1/2"



<b>19247</b>	Oak, Lacquer or Ebony
<b>19247/R</b>	Oak Burl
<b>19247/N</b>	Walnut
<b>DEDUCT</b>	Deduct For Painted Metal

43 3/8"

15 3/4"

43 3/8"

<b>19551</b>	Oak, Lacquer or Ebony
<b>19551/R</b>	Oak Burl
<b>19551/N</b>	Walnut
<b>DEDUCT</b>	Deduct For Painted Metal

51 1/4"

15 3/4"

51 1/4"

<b>19053</b>	Oak, Lacquer or Ebony
<b>19053/R</b>	Oak Burl
<b>19053/N</b>	Walnut
<b>DEDUCT</b>	Deduct For Painted Metal

59"

15 3/4"

59"


<b>19054</b>	Oak, Lacquer or Ebony
<b>19054/R</b>	Oak Burl
<b>19054/N</b>	Walnut
<b>DEDUCT</b>	Deduct For Painted Metal

**BOX Rectangular Coffee Table**  
w/ Metal Accents

51 1/4"

15 3/4"

35 1/2"



<b>19055</b>	Oak, Lacquer or Ebony
<b>19055/R</b>	Oak Burl
<b>19055/N</b>	Walnut
<b>DEDUCT</b>	Deduct For Painted Metal

59"

15 3/4"

35 1/2"


<b>19056</b>	Oak, Lacquer or Ebony
<b>19056/R</b>	Oak Burl
<b>19056/N</b>	Walnut
<b>DEDUCT</b>	Deduct For Painted Metal

# Coffee Tables

## Description

## Dimensions in Inches

Item No.	Finish	W	H	D
----------	--------	---	---	---



<b>BOX Rectangular Coffee Table</b> w/ Metal Accents		70 7/8"	15 3/4"	42 1/8"
---	--	---------	---------	---------

<b>19057</b>	Oak, Lacquer or Ebony
<b>19057/R</b>	Oak Burl
<b>19057/N</b>	Walnut
<b>DEDUCT</b>	Deduct For Painted Metal



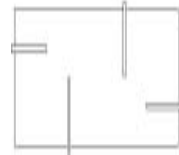
		88 5/8"	15 3/4"	42 1/8"
--	--	---------	---------	---------

<b>19058</b>	Oak, Lacquer or Ebony
<b>19058/R</b>	Oak Burl
<b>19058/N</b>	Walnut
<b>DEDUCT</b>	Deduct For Painted Metal



<b>BOX Rectangular Coffee Table</b> w/ Metal Accents		36 5/8"	21"	42 1/8"
---	--	---------	-----	---------

<b>19059</b>	Oak, Lacquer or Ebony
<b>19059/R</b>	Oak Burl
<b>19059/N</b>	Walnut
<b>DEDUCT</b>	Deduct For Painted Metal



<b>BOX Square Coffee Table</b> w/ Metal Accents w/ 2 Drawers		51 1/4"	15 3/4"	51 1/4"
--	--	---------	---------	---------

<b>19235</b>	Oak, Lacquer or Ebony
<b>19235/R</b>	Oak Burl
<b>19235/N</b>	Walnut
<b>DEDUCT</b>	Deduct For Painted Metal



		59"	15 3/4"	59"
--	--	-----	---------	-----

<b>19236</b>	Oak, Lacquer or Ebony
<b>19236/R</b>	Oak Burl
<b>19236/N</b>	Walnut
<b>DEDUCT</b>	Deduct For Painted Metal



<b>BOX Rectangular Coffee Table</b> w/ Metal Accents w/ 2 Drawers		59	15 3/4"	35 1/2"
---	--	----	---------	---------

<b>19237</b>	Oak, Lacquer or Ebony
<b>19237/R</b>	Oak Burl
<b>19237/N</b>	Walnut
<b>DEDUCT</b>	Deduct For Painted Metal



<b>EVA Coffee Table</b>		31 1/2"	16 1/2"	31 1/2"
-------------------------	--	---------	---------	---------

<b>19082</b>	Oak, Lacquer or Ebony
<b>19082/R</b>	Oak Burl
<b>19082/N</b>	Walnut

		59"	16 1/2"	59"
--	--	-----	---------	-----

<b>19083</b>	Oak, Lacquer or Ebony
<b>19083/R</b>	Oak Burl
<b>19083/N</b>	Walnut

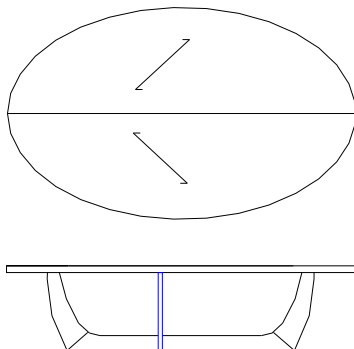
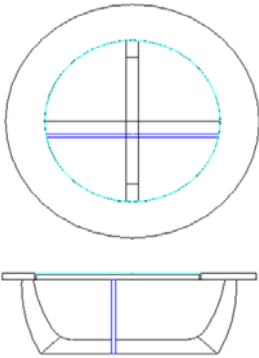
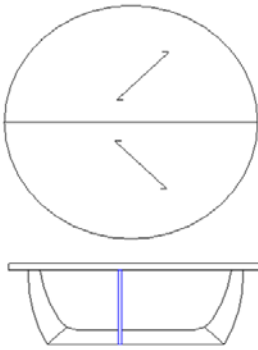
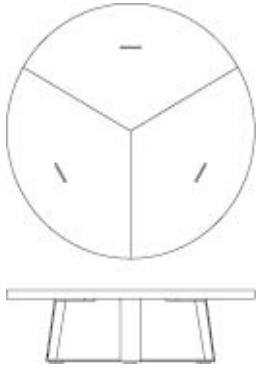


		43 3/8"	16 1/2"	70 7/8"
--	--	---------	---------	---------

<b>19084</b>	Oak, Lacquer or Ebony
<b>19084/R</b>	Oak Burl
<b>19084/N</b>	Walnut

# Coffee Tables

Description		Dimensions in Inches		
Item No.	Finish	W	H	D
<b>SOHO Coffee Table</b> w/ Metal Accents		51 1/4"	16 1/2"	51 1/4"
<b>19063</b>	Oak, Lacquer or Ebony			
<b>19063/R</b>	Oak Burl			
<b>19063/N</b>	Walnut			
<b>DEDUCT</b>	Deduct For Painted Metal			
<b>UPCHARGE</b>	Upcharge for Leather Upholstered Legs w/ Metal Reveal			
		59"	16 1/2"	59"
<b>19064</b>		Oak, Lacquer or Ebony		
<b>19064/R</b>	Oak Burl			
<b>19064/N</b>	Walnut			
<b>DEDUCT</b>	Deduct For Painted Metal			
<b>UPCHARGE</b>	Upcharge for Leather Upholstered Legs w/ Metal Reveal			
		70 7/8"	16 1/2"	70 7/8"
<b>19229</b>		Oak, Lacquer or Ebony		
<b>19229/R</b>	Oak Burl			
<b>19229/N</b>	Walnut			
<b>DEDUCT</b>	Deduct For Painted Metal			
<b>UPCHARGE</b>	Upcharge for Leather Upholstered Legs w/ Metal Reveal			
		47 1/4"	16 1/2"	47 1/4"
<b>19412</b>	Marble Top			
<b>DEDUCT</b>	Deduct For Painted Metal			
<b>ARC Round Coffee Table</b> w/ Wood Top w/ Wood & Painted Metal Base		51 1/4"	17 3/4"	51 1/4"
<b>19537</b>	Oak, Lacquer or Ebony			
<b>19537/R</b>	Oak Burl			
<b>19537/N</b>	Walnut			
<b>ARC Round Coffee Table</b> w/ Wood/Glass Top w/ Wood & Painted Metal Base		51 1/4"	17 3/4"	51 1/4"
<b>19538</b>	Oak, Lacquer or Ebony			
<b>19538/R</b>	Oak Burl			
<b>19538/N</b>	Walnut			
<b>ARC Oval Coffee Table</b> w/ Wood Top w/ Wood & Painted Metal Base		67"	17 3/4"	44"
<b>19540</b>	Oak, Lacquer or Ebony			
<b>19540/R</b>	Oak Burl			
<b>19540/N</b>	Walnut			

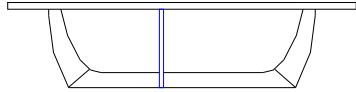
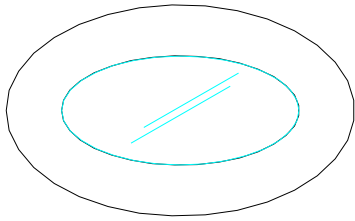


# Coffee Tables

## Description

## Dimensions in Inches

Item No.      Finish      W      H      D



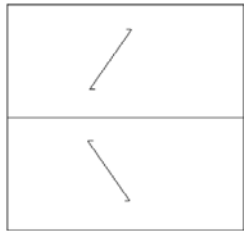
**ARC Oval Coffee Table**  
w/ Wood/Glass Top  
w/ Wood & Painted Metal Base

67"

17 3/4"

44"

<b>19541</b>	Oak, Lacquer or Ebony
<b>19541/R</b>	Oak Burl
<b>19541/N</b>	Walnut




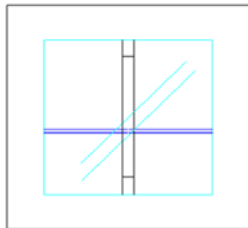
**ARC Square Coffee Table**  
w/ Wood Top  
w/ Wood & Painted Metal Base

51 1/4"

17 3/4"

51 1/4"

<b>19488</b>	Oak, Lacquer or Ebony
<b>19488/R</b>	Oak Burl
<b>19488/N</b>	Walnut



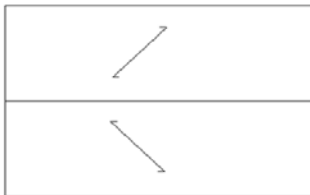
**ARC Square Coffee Table**  
w/ Wood/Glass Top  
w/ Wood & Painted Metal Base

51 1/4"

17 3/4"

51 1/4"

<b>19489</b>	Oak, Lacquer or Ebony
<b>19489/R</b>	Oak Burl
<b>19489/N</b>	Walnut



**ARC Square Coffee Table**  
w/ Wood Top  
w/ Wood & Painted Metal Base

59"

17 3/4"

39 3/8"

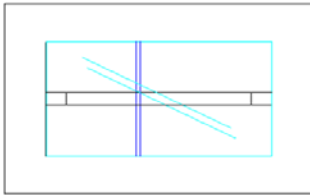
<b>19410</b>	Oak, Lacquer or Ebony
<b>19410/R</b>	Oak Burl
<b>19410/N</b>	Walnut

# Coffee Tables

## Description

## Dimensions in Inches

Item No.      Finish      W      H      D



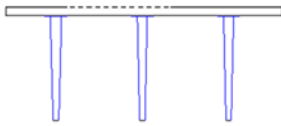
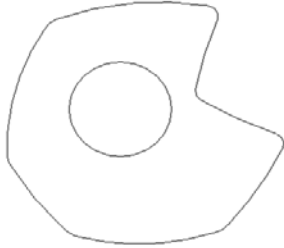
**ARC Square Coffee Table**  
w/ Wood/Glass Top  
w/ Wood/Metal Base

59"

17 3/4"

39 3/8"

<b>19411</b>	Oak, Lacquer or Ebony
<b>19411/R</b>	Oak Burl
<b>19411/N</b>	Walnut



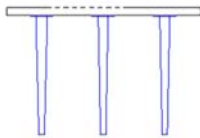
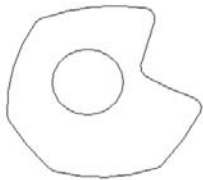
**OVO Nesting Table**

39 3/8"

17"

39 3/8"

<b>19508</b>	Oak, Lacquer or Ebony
<b>19508/R</b>	Oak Burl
<b>19508/N</b>	Walnut



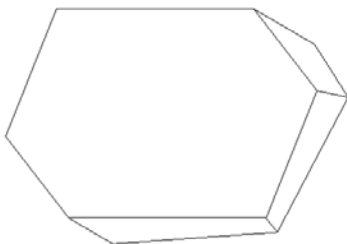
**OVO Nesting Table**

27 1/2"

19"

27 1/2"

<b>19509</b>	Oak, Lacquer or Ebony
<b>19509/R</b>	Oak Burl
<b>19509/N</b>	Walnut



**DIAMOND Table**

47 5/8"

15 3/4"

35 1/2"

<b>19389</b>	Oak, Lacquer or Ebony
<b>19389/R</b>	Oak Burl
<b>19389/N</b>	Walnut



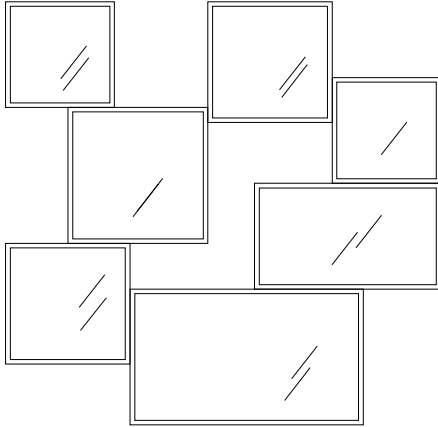
# Mirrors

## Description

## Dimensions in Inches

Item No.	Finish	W	H	D
----------	--------	---	---	---

<b>MONDRIAN Mirror Configuration</b>		55 1/8"	55 1/8"	5/8"
--------------------------------------	--	---------	---------	------



<b>19130</b>	Bronze or Gray Mirror w/ Metal Finish
<b>DEDUCT</b>	Deduct For Painted Metal

<b>MONDRIAN Mirrors - Individual</b>		13 3/4"	13 3/4"	5/8"
--------------------------------------	--	---------	---------	------

<b>19131</b>	Bronze or Gray Mirror w/ Metal Finish
<b>DEDUCT</b>	Deduct For Painted Metal

<b>19132</b>	Bronze or Gray Mirror w/ Metal Finish
<b>DEDUCT</b>	Deduct For Painted Metal

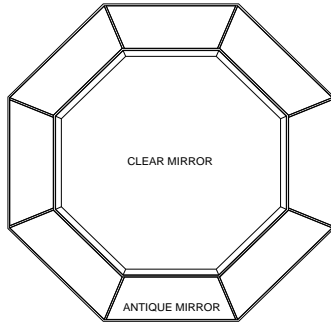
<b>19133</b>	Bronze or Gray Mirror w/ Metal Finish
<b>DEDUCT</b>	Deduct For Painted Metal

<b>19134</b>	Bronze or Gray Mirror w/ Metal Finish
<b>DEDUCT</b>	Deduct For Painted Metal

<b>19135</b>	Bronze or Gray Mirror w/ Metal Finish
<b>DEDUCT</b>	Deduct For Painted Metal


<b>19136</b>	Bronze or Gray Mirror w/ Metal Finish
<b>DEDUCT</b>	Deduct For Painted Metal

<b>MALDIVES Mirror</b>		43 3/8"	43 3/8"	2"
------------------------	--	---------	---------	----




<b>19136</b>	Bronze or Gray Mirror w/ Metal Finish
--------------	---------------------------------------

<b>Kay Floor Mirror w/ Metal Accents</b>		39 1/2"	51 1/4"	6"
--	--	---------	---------	----



<b>19262</b>	Oak, Lacquer or Ebony
<b>19262/R</b>	Oak Burl
<b>19262/N</b>	Walnut
<b>DEDUCT</b>	Deduct For Painted Metal

<b>Kay Floor Mirror w/ Metal Accents</b>		39 1/2"	78 7/8"	6"
--	--	---------	---------	----



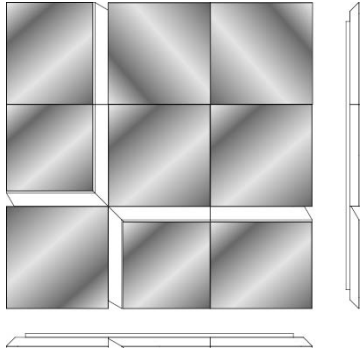
<b>19263</b>	Oak, Lacquer or Ebony
<b>19263/R</b>	Oak Burl
<b>19263/N</b>	Walnut
<b>DEDUCT</b>	Deduct For Painted Metal

**Mirrors**

**Description**

**Dimesions in Inches**

Item No.	Finish	W	H	D
VICTOR Mirror		47 1/4"	47 1/4"	2 1/4"
19261	Bronze or Gray Mirror w/ Metal Finish			

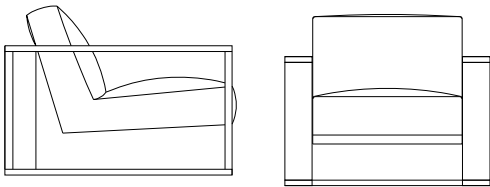


# Chairs

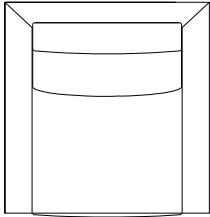
## Description

## Dimensions in Inches

Item No.      Finish      W      H      D



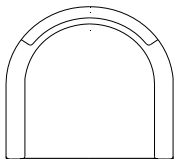
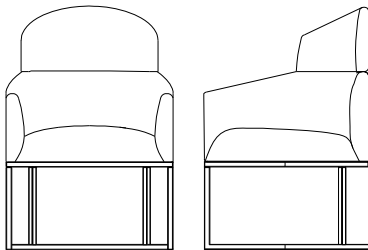
<b>COCO Armchair</b> w/ Oak Finish/Frame		35 1/2"	31 7/8"	39 3/8"
19093/A	Grade A Fabrics			
19093/B	Grade B Fabrics/ Faux Leather/ Sueder Plus			
19093/C	Grade C Fabrics/ C.O.M			
19093/D	Grade D Fabrics			
19093/E	Grade E Fabrics/ Ultrasuede			
19093/P1	Grade P1 - Serie 101 Dalmata			
19093/P2	Grade P2- Leather Serie 1200			
UPCHARGE	Upcharge for Upholstered Arm/Legs			



**C.O.M. Requirement:**  
2 1/2 yards of 55" W Plain Fabric

**C.O.L Requirement:**  
42 sq ft

<b>COCO Armchair</b> w/ Walnut Finish/Frame		35 1/2"	31 7/8"	39 3/8"
19094/A	Grade A Fabrics			
19094/B	Grade B Fabrics/ Faux Leather/ Sueder Plus			
19094/C	Grade C Fabrics/ C.O.M			
19094/D	Grade D Fabrics			
19094/E	Grade E Fabrics/ Ultrasuede			
19094/P1	Grade P1 - Serie 101 Dalmata			
19094/P2	Grade P2- Leather Serie 1200			
UPCHARGE	Upcharge for Upholstered Arm/Legs			





**C.O.M. Requirement:**  
2 1/2 yards of 55" W Plain Fabric

**C.O.L Requirement:**  
54 sq ft

<b>GISELLE High Arm Chair</b> w/ Metal Base		24 3/8"	37"	24"
19091/A	Grade A Fabrics			
19091/B	Grade B Fabrics/ Faux Leather/ Sueder Plus			
19091/C	Grade C Fabrics/ C.O.M			
19091/D	Grade D Fabrics			
19091/E	Grade E Fabrics/ Ultrasuede			
19091/P1	Grade P1 - Serie 101 Dalmata			
19091/P2	Grade P2- Leather Serie 1200			
DEDUCT	Deduct For Painted Metal			

<b>GISELLE Back Cushion</b>		11 7/8"	7 1/8"	
19138/A	Grade A Fabrics			
19138/B	Grade B Fabrics/ Faux Leather/ Sueder Plus			
19138/C	Grade C Fabrics/ C.O.M			
19138/D	Grade D Fabrics			
19138/E	Grade E Fabrics/ Ultrasuede			
19138/P1	Grade P1 - Serie 101 Dalmata			
19138/P2	Grade P2- Leather Serie 1200			



**C.O.M. Requirement:**  
3 1/2 yards of 55" W Plain Fabric

**C.O.L Requirement:**  
61 sq ft

<b>VICTORIA Arm Chair</b> w/ Metal Base		38 3/8"	30 3/4"	28 3/4"
19092/A	Grade A Fabrics			
19092/B	Grade B Fabrics/ Faux Leather/ Sueder Plus			
19092/C	Grade C Fabrics/ C.O.M			
19092/D	Grade D Fabrics			
19092/E	Grade E Fabrics/ Ultrasuede			
19092/P1	Grade P1 - Serie 101 Dalmata			
19092/P2	Grade P2- Leather Serie 1200			
DEDUCT	Deduct For Painted Metal			

<b>VICTORIA Back Cushion</b>		17 3/4"	7 7/8"	
19128/A	Grade A Fabrics			
19128/B	Grade B Fabrics/ Faux Leather/ Sueder Plus			
19128/C	Grade C Fabrics/ C.O.M			
19128/D	Grade D Fabrics			
19128/E	Grade E Fabrics/ Ultrasuede			
19128/P1	Grade P1 - Serie 101 Dalmata			
19128/P2	Grade P2- Leather Serie 1200			

# Chairs

## Description

## Dimensions in Inches

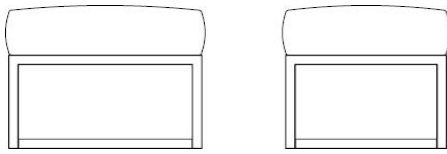
Item No.      Finish      W      H      D

### VICTORIA Ottoman

23 5/8"

18 1/8"

19 3/4"



**C.O.M. Requirement:**  
1 1/4 yards of 55" W Plain Fabric

**C.O.L Requirement:**  
19 sq ft

19099/A	Grade A Fabrics
19099/B	Grade B Fabrics/ Faux Leather/ Sueder Plus
19099/C	Grade C Fabrics/ C.O.M
19099/D	Grade D Fabrics
19099/E	Grade E Fabrics/ Ultrasuede
19099/P1	Grade P1 - Serie 101 Dalmata
19099/P2	Grade P2- Leather Serie 1200
DEDUCT	Deduct For Painted Metal

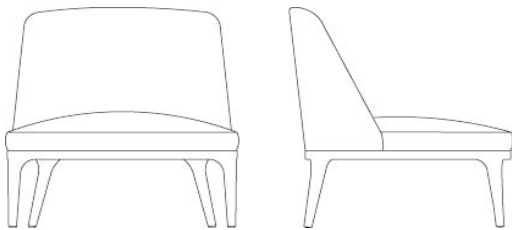
### CLAPTON Club Chair

w/ Oak Finish/Frame

28 3/4"

29 7/8"

28"



**C.O.M. Requirement:**  
1 1/4 yards of 55" W Plain Fabric

**C.O.L Requirement:**  
19 sq ft

19039/A	Grade A Fabrics
19039/B	Grade B Fabrics/ Faux Leather/ Sueder Plus
19039/C	Grade C Fabrics/ C.O.M
19039/D	Grade D Fabrics
19039/E	Grade E Fabrics/ Ultrasuede
19039/P1	Grade P1 - Serie 101 Dalmata
19039/P2	Grade P2- Leather Serie 1200

### CLAPTON Club Chair

w/ Walnut Finish/Frame

28 3/4"

29 7/8"

28"

19038/A	Grade A Fabrics
19038/B	Grade B Fabrics/ Faux Leather/ Sueder Plus
19038/C	Grade C Fabrics/ C.O.M
19038/D	Grade D Fabrics
19038/E	Grade E Fabrics/ Ultrasuede
19038/P1	Grade P1 - Serie 101 Dalmata
19038/P2	Grade P2- Leather Serie 1200

### CLAPTON Back Cushion

11 7/8"

7 1/8"

19138/A	Grade A Fabrics
19138/B	Grade B Fabrics/ Faux Leather/ Sueder Plus
19138/C	Grade C Fabrics/ C.O.M
19138/D	Grade D Fabrics
19138/E	Grade E Fabrics/ Ultrasuede
19138/P1	Grade P1 - Serie 101 Dalmata
19138/P2	Grade P2- Leather Serie 1200


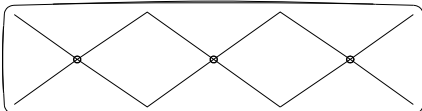
### CANDY Bench

w/ Oak Finish

63"

15"

18 7/8"



**C.O.M. Requirement:**  
2 1/2 yards of 55" W Plain Fabric

**C.O.L Requirement:**  
38 sq ft

19095/A	Grade A Fabrics
19095/B	Grade B Fabrics/ Faux Leather/ Sueder Plus
19095/C	Grade C Fabrics/ C.O.M
19095/D	Grade D Fabrics
19095/E	Grade E Fabrics/ Ultrasuede
19095/P1	Grade P1 - Serie 101 Dalmata
19095/P2	Grade P2- Leather Serie 1200

### CANDY Bench

w/ Walnut Finish

63"

15"

18 7/8"

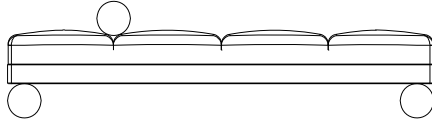
19096/A	Grade A Fabrics
19096/B	Grade B Fabrics/ Faux Leather/ Sueder Plus
19096/C	Grade C Fabrics/ C.O.M
19096/D	Grade D Fabrics
19096/E	Grade E Fabrics/ Ultrasuede
19096/P1	Grade P1 - Serie 101 Dalmata
19096/P2	Grade P2- Leather Serie 1200

# Benches

## Description

## Dimensions in Inches

Item No. Finish W H D




**CLUB Bench**  
w/ Oak Finish

76 3/4"

18 1/8"

31 1/2"

19100/A	Grade A Fabrics
19100/B	Grade B Fabrics/ Faux Leather/ Sueder Plus
19100/C	Grade C Fabrics/ C.O.M
19100/D	Grade D Fabrics
19100/E	Grade E Fabrics/ Ultrasuede
19100/P1	Grade P1 - Serie 101 Dalmata
19100/P2	Grade P2- Leather Serie 1200



**CLUB Bench**  
w/ Walnut Finish

76 3/4"

18 1/8"

31 1/2"

19101/A	Grade A Fabrics
19101/B	Grade B Fabrics/ Faux Leather/ Sueder Plus
19101/C	Grade C Fabrics/ C.O.M
19101/D	Grade D Fabrics
19101/E	Grade E Fabrics/ Ultrasuede
19101/P1	Grade P1 - Serie 101 Dalmata
19101/P2	Grade P2- Leather Serie 1200

**C.O.M. Requirement:**  
4 yards of 55" W Plain Fabric

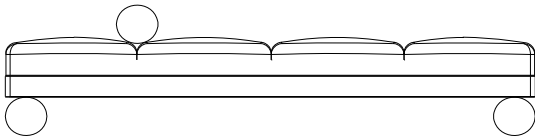
**C.O.L Requirement:**  
69 sq ft

**CLUB Bench**  
w/ Oak Finish

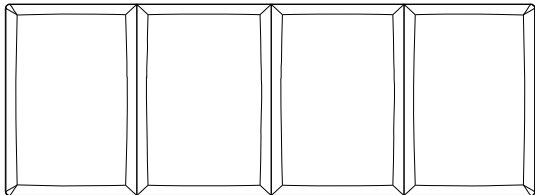
90 1/2"

18 1/8"

35 1/2"



19102/A	Grade A Fabrics
19102/B	Grade B Fabrics/ Faux Leather/ Sueder Plus
19102/C	Grade C Fabrics/ C.O.M
19102/D	Grade D Fabrics
19102/E	Grade E Fabrics/ Ultrasuede
19102/P1	Grade P1 - Serie 101 Dalmata
19102/P2	Grade P2- Leather Serie 1200



**CLUB Bench**  
w/ Walnut Finish

90 1/2"

18 1/8"

35 1/2"

19103/A	Grade A Fabrics
19103/B	Grade B Fabrics/ Faux Leather/ Sueder Plus
19103/C	Grade C Fabrics/ C.O.M
19103/D	Grade D Fabrics
19103/E	Grade E Fabrics/ Ultrasuede
19103/P1	Grade P1 - Serie 101 Dalmata
19103/P2	Grade P2- Leather Serie 1200

**C.O.M. Requirement:**  
4 1/4 yards of 55" W Plain Fabric

**C.O.L Requirement:**  
70 sq ft

**CLUB Cushion**

17 3/4"

17 3/4"

19126/A	Grade A Fabrics
19126/B	Grade B Fabrics/ Faux Leather/ Sueder Plus
19126/C	Grade C Fabrics/ C.O.M
19126/D	Grade D Fabrics
19126/E	Grade E Fabrics/ Ultrasuede
19126/P1	Grade P1 - Serie 101 Dalmata
19126/P2	Grade P2- Leather Serie 1200

**C.O.M. Requirement:**  
3/4 yards of 55" W Plain Fabric

**C.O.L Requirement:**  
8 sq ft

**CLUB Cushion**

21 5/8"

21 5/8"

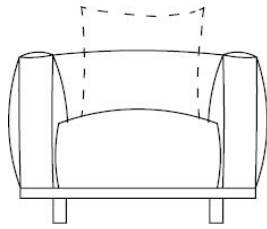
19127/A	Grade A Fabrics
19127/B	Grade B Fabrics/ Faux Leather/ Sueder Plus
19127/C	Grade C Fabrics/ C.O.M
19127/D	Grade D Fabrics
19127/E	Grade E Fabrics/ Ultrasuede
19127/P1	Grade P1 - Serie 101 Dalmata
19127/P2	Grade P2- Leather Serie 1200

**C.O.M. Requirement:**  
1 yards of 55" W Plain Fabric

**C.O.L Requirement:**  
11 sq ft

# Upholstery

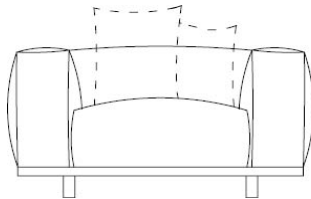
Description	Dimensions in Inches					
	Item No.	Finish		W	H	D
<b>NUVOLA Arm Chair</b> w/ Oak Legs				35 1/2"	26 5/8"	33 1/2"
	19308/A	Grade A Fabrics				
	19308/B	Grade B Fabrics/ Faux Leather/ Sueder Plus				
	19308/C	Grade C Fabrics/ C.O.M				
	19308/D	Grade D Fabrics				
	19308/E	Grade E Fabrics/ Ultrasuede				
	19308/P1	Grade P1 - Serie 101 Dalmata				
19308/P2	Grade P2- Leather Serie 1200					
<b>NUVOLA Arm Chair</b> w/ Walnut Legs				35 1/2"	26 5/8"	33 1/2"
	19309/A	Grade A Fabrics				
	19309/B	Grade B Fabrics/ Faux Leather/ Sueder Plus				
	19309/C	Grade C Fabrics/ C.O.M				
	19309/D	Grade D Fabrics				
	19309/E	Grade E Fabrics/ Ultrasuede				
	19309/P1	Grade P1 - Serie 101 Dalmata				
19309/P2	Grade P2- Leather Serie 1200					
<b>NUVOLA Oversize Arm Chair</b> w/ Oak Legs				49 1/4"	27 1/8"	39 3/8"
	19317/A	Grade A Fabrics				
	19317/B	Grade B Fabrics/ Faux Leather/ Sueder Plus				
	19317/C	Grade C Fabrics/ C.O.M				
	19317/D	Grade D Fabrics				
	19317/E	Grade E Fabrics/ Ultrasuede				
	19317/P1	Grade P1 - Serie 101 Dalmata				
19317/P2	Grade P2- Leather Serie 1200					
<b>NUVOLA Oversize Arm Chair</b> w/ Walnut Legs				49 1/4"	27 1/8"	39 3/8"
	19318/A	Grade A Fabrics				
	19318/B	Grade B Fabrics/ Faux Leather/ Sueder Plus				
	19318/C	Grade C Fabrics/ C.O.M				
	19318/D	Grade D Fabrics				
	19318/E	Grade E Fabrics/ Ultrasuede				
	19318/P1	Grade P1 - Serie 101 Dalmata				
19318/P2	Grade P2- Leather Serie 1200					
<b>NUVOLA Sofa</b> w/ Oak Legs				80 3/4"	27 1/8"	41"
	19104/A	Grade A Fabrics				
	19104/B	Grade B Fabrics/ Faux Leather/ Sueder Plus				
	19104/C	Grade C Fabrics/ C.O.M				
	19104/D	Grade D Fabrics				
	19104/E	Grade E Fabrics/ Ultrasuede				
	19104/P1	Grade P1 - Serie 101 Dalmata				
19104/P2	Grade P2- Leather Serie 1200					
<b>NUVOLA Sofa</b> w/ Walnut Legs				80 3/4"	27 1/8"	41"
	19105/A	Grade A Fabrics				
	19105/B	Grade B Fabrics/ Faux Leather/ Sueder Plus				
	19105/C	Grade C Fabrics/ C.O.M				
	19105/D	Grade D Fabrics				
	19105/E	Grade E Fabrics/ Ultrasuede				
	19105/P1	Grade P1 - Serie 101 Dalmata				
19105/P2	Grade P2- Leather Serie 1200					



**C.O.M. Requirement:**  
6 yards of 55" W Plain Fabric

**C.O.L Requirement:**  
101 sq ft

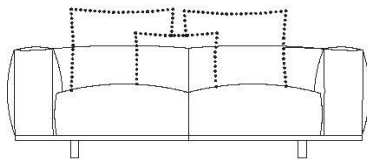
**PLEASE NOTE: CUSHIONS PRICED SEPARATELY.**



**C.O.M. Requirement:**  
6 1/2 yards of 55" W Plain Fabric

**C.O.L Requirement:**  
104 sq ft

**PLEASE NOTE: CUSHIONS PRICED SEPARATELY.**



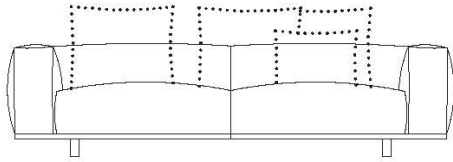
**C.O.M. Requirement:**  
9 yards of 55" W Plain Fabric

**C.O.L Requirement:**  
157 sq ft

**PLEASE NOTE: CUSHIONS PRICED SEPARATELY.**

# Upholstery

Description	Item No.	Finish	Dimensions in Inches		
			W	H	D



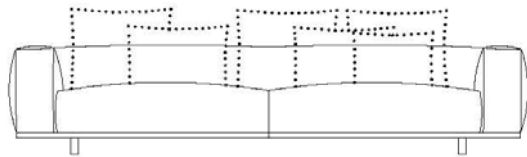
**C.O.M. Requirement:**  
9 1/2 yards of 55" W Plain Fabric

**C.O.L Requirement:**  
167 sq ft

**PLEASE NOTE: CUSHIONS PRICED SEPARATELY.**

<b>NUVOLA Sofa</b> w/ Oak Legs			100 3/8"	27 1/8"	41"
<b>19106/A</b>	Grade A Fabrics				
<b>19106/B</b>	Grade B Fabrics/ Faux Leather/ Sueder Plus				
<b>19106/C</b>	Grade C Fabrics/ C.O.M				
<b>19106/D</b>	Grade D Fabrics				
<b>19106/E</b>	Grade E Fabrics/ Ultrasuede				
<b>19106/P1</b>	Grade P1 - Serie 101 Dalmata				
<b>19106/P2</b>	Grade P2- Leather Serie 1200				

<b>NUVOLA Sofa</b> w/ Walnut Legs			100 3/8"	27 1/8"	41"
<b>19107/A</b>	Grade A Fabrics				
<b>19107/B</b>	Grade B Fabrics/ Faux Leather/ Sueder Plus				
<b>19107/C</b>	Grade C Fabrics/ C.O.M				
<b>19107/D</b>	Grade D Fabrics				
<b>19107/E</b>	Grade E Fabrics/ Ultrasuede				
<b>19107/P1</b>	Grade P1 - Serie 101 Dalmata				
<b>19107/P2</b>	Grade P2- Leather Serie 1200				



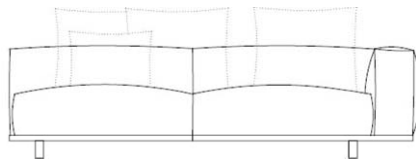
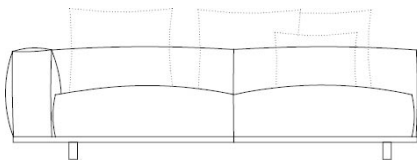
**C.O.M. Requirement:**  
10 1/2 yards of 55" W Plain Fabric

**C.O.L Requirement:**  
189 sq ft

**PLEASE NOTE: CUSHIONS PRICED SEPARATELY.**

<b>NUVOLA Sofa</b> w/ Oak Legs			120 1/8"	27 1/8"	41"
<b>19108/A</b>	Grade A Fabrics				
<b>19108/B</b>	Grade B Fabrics/ Faux Leather/ Sueder Plus				
<b>19108/C</b>	Grade C Fabrics/ C.O.M				
<b>19108/D</b>	Grade D Fabrics				
<b>19108/E</b>	Grade E Fabrics/ Ultrasuede				
<b>19108/P1</b>	Grade P1 - Serie 101 Dalmata				
<b>19108/P2</b>	Grade P2- Leather Serie 1200				

<b>NUVOLA Sofa</b> w/ Walnut Legs			120 1/8"	27 1/8"	41"
<b>19109/A</b>	Grade A Fabrics				
<b>19109/B</b>	Grade B Fabrics/ Faux Leather/ Sueder Plus				
<b>19109/C</b>	Grade C Fabrics/ C.O.M				
<b>19109/D</b>	Grade D Fabrics				
<b>19109/E</b>	Grade E Fabrics/ Ultrasuede				
<b>19109/P1</b>	Grade P1 - Serie 101 Dalmata				
<b>19109/P2</b>	Grade P2- Leather Serie 1200				



**C.O.M. Requirement:**  
8 1/2 yards of 55" W Plain Fabric

**C.O.L Requirement:**  
141 sq ft

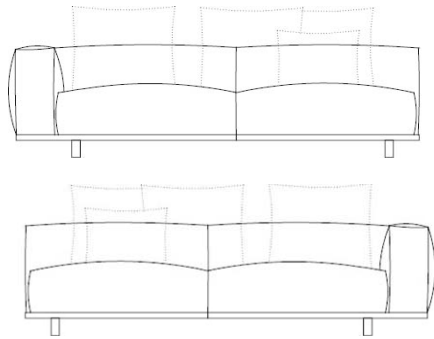
**PLEASE NOTE: CUSHIONS PRICED SEPARATELY.**

<b>NUVOLA Modular Sofa - LEFT</b> w/ Oak Legs			98 1/2"	27 1/8"	39 3/8"
<b>19333/A</b>	Grade A Fabrics				
<b>19333/B</b>	Grade B Fabrics/ Faux Leather/ Sueder Plus				
<b>19333/C</b>	Grade C Fabrics/ C.O.M				
<b>19333/D</b>	Grade D Fabrics				
<b>19333/E</b>	Grade E Fabrics/ Ultrasuede				
<b>19333/P1</b>	Grade P1 - Serie 101 Dalmata				
<b>19333/P2</b>	Grade P2- Leather Serie 1200				

<b>NUVOLA Modular Sofa - RIGHT</b> w/ Oak Legs			98 1/2"	27 1/8"	39 3/8"
<b>19334/A</b>	Grade A Fabrics				
<b>19334/B</b>	Grade B Fabrics/ Faux Leather/ Sueder Plus				
<b>19334/C</b>	Grade C Fabrics/ C.O.M				
<b>19334/D</b>	Grade D Fabrics				
<b>19334/E</b>	Grade E Fabrics/ Ultrasuede				
<b>19334/P1</b>	Grade P1 - Serie 101 Dalmata				
<b>19334/P2</b>	Grade P2- Leather Serie 1200				

# Upholstery

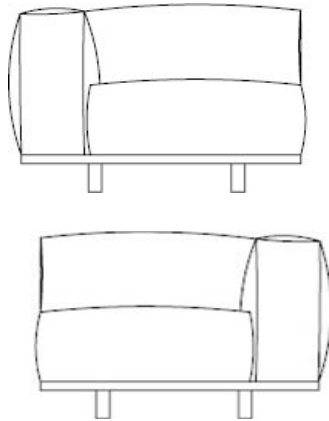
Description		Dimensions in Inches		
Item No.	Finish	W	H	D



**C.O.M. Requirement:**  
8 1/2 yards of 55" W Plain Fabric

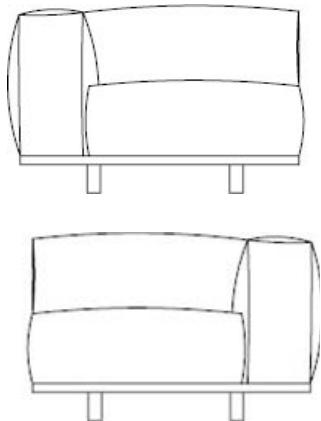
**C.O.L Requirement:**  
141 sq ft

**PLEASE NOTE: CUSHIONS PRICED SEPARATELY.**



**C.O.M. Requirement:**  
5 1/4 yards of 55" W Plain Fabric

**C.O.L Requirement:**  
84 sq ft



**C.O.M. Requirement:**  
5 1/4 yards of 55" W Plain Fabric

**C.O.L Requirement:**  
84 sq ft

<b>NUVOLA Modular Sofa - LEFT</b> w/ Walnut Legs		98 1/2"	27 1/8"	39 3/8"
---	--	---------	---------	---------

<b>19335/A</b>	Grade A Fabrics
<b>19335/B</b>	Grade B Fabrics/ Faux Leather/ Sueder Plus
<b>19335/C</b>	Grade C Fabrics/ C.O.M
<b>19335/D</b>	Grade D Fabrics
<b>19335/E</b>	Grade E Fabrics/ Ultrasuede
<b>19335/P1</b>	Grade P1 - Serie 101 Dalmata
<b>19335/P2</b>	Grade P2- Leather Serie 1200

<b>NUVOLA Modular Sofa - RIGHT</b> w/ Walnut Legs		98 1/2"	27 1/8"	39 3/8"
--	--	---------	---------	---------

<b>19336/A</b>	Grade A Fabrics
<b>19336/B</b>	Grade B Fabrics/ Faux Leather/ Sueder Plus
<b>19336/C</b>	Grade C Fabrics/ C.O.M
<b>19336/D</b>	Grade D Fabrics
<b>19336/E</b>	Grade E Fabrics/ Ultrasuede
<b>19336/P1</b>	Grade P1 - Serie 101 Dalmata
<b>19336/P2</b>	Grade P2- Leather Serie 1200

<b>NUVOLA Corner Sofa - LEFT</b> w/ Oak Legs		39 3/8"	27 1/8"	39 3/8"
---	--	---------	---------	---------

<b>19337/A</b>	Grade A Fabrics
<b>19337/B</b>	Grade B Fabrics/ Faux Leather/ Sueder Plus
<b>19337/C</b>	Grade C Fabrics/ C.O.M
<b>19337/D</b>	Grade D Fabrics
<b>19337/E</b>	Grade E Fabrics/ Ultrasuede
<b>19337/P1</b>	Grade P1 - Serie 101 Dalmata
<b>19337/P2</b>	Grade P2- Leather Serie 1200

<b>NUVOLA Corner Sofa - RIGHT</b> w/ Oak Legs		39 3/8"	27 1/8"	39 3/8"
--	--	---------	---------	---------

<b>19338/A</b>	Grade A Fabrics
<b>19338/B</b>	Grade B Fabrics/ Faux Leather/ Sueder Plus
<b>19338/C</b>	Grade C Fabrics/ C.O.M
<b>19338/D</b>	Grade D Fabrics
<b>19338/E</b>	Grade E Fabrics/ Ultrasuede
<b>19338/P1</b>	Grade P1 - Serie 101 Dalmata
<b>19338/P2</b>	Grade P2- Leather Serie 1200

<b>NUVOLA Corner Sofa - LEFT</b> w/ Walnut Legs		39 3/8"	27 1/8"	39 3/8"
--	--	---------	---------	---------

<b>19339/A</b>	Grade A Fabrics
<b>19339/B</b>	Grade B Fabrics/ Faux Leather/ Sueder Plus
<b>19339/C</b>	Grade C Fabrics/ C.O.M
<b>19339/D</b>	Grade D Fabrics
<b>19339/E</b>	Grade E Fabrics/ Ultrasuede
<b>19339/P1</b>	Grade P1 - Serie 101 Dalmata
<b>19339/P2</b>	Grade P2- Leather Serie 1200

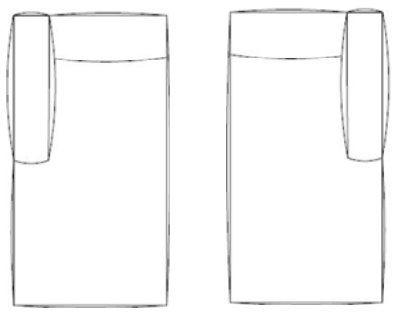
<b>NUVOLA Corner Sofa - RIGHT</b> w/ Walnut Legs		39 3/8"	27 1/8"	39 3/8"
---	--	---------	---------	---------

<b>19340/A</b>	Grade A Fabrics
<b>19340/B</b>	Grade B Fabrics/ Faux Leather/ Sueder Plus
<b>19340/C</b>	Grade C Fabrics/ C.O.M
<b>19340/D</b>	Grade D Fabrics
<b>19340/E</b>	Grade E Fabrics/ Ultrasuede
<b>19340/P1</b>	Grade P1 - Serie 101 Dalmata
<b>19340/P2</b>	Grade P2- Leather Serie 1200



# Upholstery

Description		Dimensions in Inches		
Item No.	Finish	W	H	D



<b>NUVOLA Chaise Lounge - LEFT</b> w/ Oak Legs		39 3/8"	27 1/8"	78 3/4"
---	--	---------	---------	---------

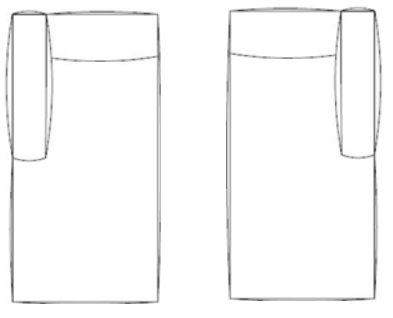
<b>19341/A</b>	Grade A Fabrics
<b>19341/B</b>	Grade B Fabrics/ Faux Leather/ Sueder Plus
<b>19341/C</b>	Grade C Fabrics/ C.O.M
<b>19341/D</b>	Grade D Fabrics
<b>19341/E</b>	Grade E Fabrics/ Ultrasuede
<b>19341/P1</b>	Grade P1 - Serie 101 Dalmata
<b>19341/P2</b>	Grade P2- Leather Serie 1200

**C.O.M. Requirement:**  
6 1/2 yards of 55" W Plain Fabric

**C.O.L Requirement:**  
108 sq ft

<b>NUVOLA Chaise Lounge - RIGHT</b> w/ Oak Legs		39 3/8"	27 1/8"	78 3/4"
--	--	---------	---------	---------

<b>19342/A</b>	Grade A Fabrics
<b>19342/B</b>	Grade B Fabrics/ Faux Leather/ Sueder Plus
<b>19342/C</b>	Grade C Fabrics/ C.O.M
<b>19342/D</b>	Grade D Fabrics
<b>19342/E</b>	Grade E Fabrics/ Ultrasuede
<b>19342/P1</b>	Grade P1 - Serie 101 Dalmata
<b>19342/P2</b>	Grade P2- Leather Serie 1200



<b>NUVOLA Chaise Lounge - LEFT</b> w/ Walnut Legs		39 3/8"	27 1/8"	78 3/4"
--	--	---------	---------	---------

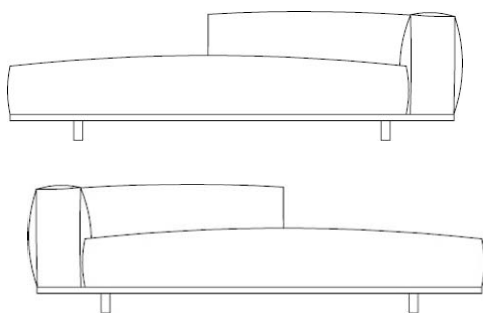
<b>19343/A</b>	Grade A Fabrics
<b>19343/B</b>	Grade B Fabrics/ Faux Leather/ Sueder Plus
<b>19343/C</b>	Grade C Fabrics/ C.O.M
<b>19343/D</b>	Grade D Fabrics
<b>19343/E</b>	Grade E Fabrics/ Ultrasuede
<b>19343/P1</b>	Grade P1 - Serie 101 Dalmata
<b>19343/P2</b>	Grade P2- Leather Serie 1200

**C.O.M. Requirement:**  
6 1/2 yards of 55" W Plain Fabric

**C.O.L Requirement:**  
108 sq ft

<b>NUVOLA Chaise Lounge - RIGHT</b> w/ Walnut Legs		39 3/8"	27 1/8"	78 3/4"
---	--	---------	---------	---------

<b>19344/A</b>	Grade A Fabrics
<b>19344/B</b>	Grade B Fabrics/ Faux Leather/ Sueder Plus
<b>19344/C</b>	Grade C Fabrics/ C.O.M
<b>19344/D</b>	Grade D Fabrics
<b>19344/E</b>	Grade E Fabrics/ Ultrasuede
<b>19344/P1</b>	Grade P1 - Serie 101 Dalmata
<b>19344/P2</b>	Grade P2- Leather Serie 1200



<b>NUVOLA Divan - LEFT</b> w/ Oak Legs		90 1/2"	27 1/8"	39 3/8"
---	--	---------	---------	---------

<b>19345/A</b>	Grade A Fabrics
<b>19345/B</b>	Grade B Fabrics/ Faux Leather/ Sueder Plus
<b>19345/C</b>	Grade C Fabrics/ C.O.M
<b>19345/D</b>	Grade D Fabrics
<b>19345/E</b>	Grade E Fabrics/ Ultrasuede
<b>19345/P1</b>	Grade P1 - Serie 101 Dalmata
<b>19345/P2</b>	Grade P2- Leather Serie 1200

**C.O.M. Requirement:**  
6 3/4 yards of 55" W Plain Fabric

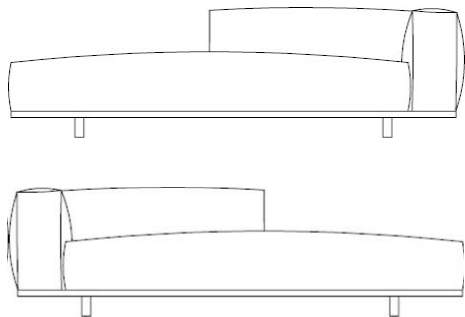
**C.O.L Requirement:**  
114 sq ft

<b>NUVOLA Divan - RIGHT</b> w/ Oak Legs		90 1/2"	27 1/8"	39 3/8"
--	--	---------	---------	---------

<b>19346/A</b>	Grade A Fabrics
<b>19346/B</b>	Grade B Fabrics/ Faux Leather/ Sueder Plus
<b>19346/C</b>	Grade C Fabrics/ C.O.M
<b>19346/D</b>	Grade D Fabrics
<b>19346/E</b>	Grade E Fabrics/ Ultrasuede
<b>19346/P1</b>	Grade P1 - Serie 101 Dalmata
<b>19346/P2</b>	Grade P2- Leather Serie 1200

# Upholstery

Description	Dimensions in Inches		
	Item No.	Finish	



**C.O.M. Requirement:**  
6 3/4 yards of 55" W Plain Fabric

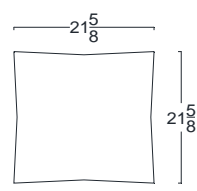
**C.O.L Requirement:**  
114 sq ft

<b>NUVOLA Divan - LEFT</b> w/ Walnut Legs	90 1/2"	27 1/8"	39 3/8"
--	---------	---------	---------

<b>19347/A</b>	Grade A Fabrics
<b>19347/B</b>	Grade B Fabrics/ Faux Leather/ Sueder Plus
<b>19347/C</b>	Grade C Fabrics/ C.O.M
<b>19347/D</b>	Grade D Fabrics
<b>19347/E</b>	Grade E Fabrics/ Ultrasuede
<b>19347/P1</b>	Grade P1 - Serie 101 Dalmata
<b>19347/P2</b>	Grade P2- Leather Serie 1200

<b>NUVOLA Divan - RIGHT</b> w/ Walnut Legs	90 1/2"	27 1/8"	39 3/8"
---	---------	---------	---------

<b>19348/A</b>	Grade A Fabrics
<b>19348/B</b>	Grade B Fabrics/ Faux Leather/ Sueder Plus
<b>19348/C</b>	Grade C Fabrics/ C.O.M
<b>19348/D</b>	Grade D Fabrics
<b>19348/E</b>	Grade E Fabrics/ Ultrasuede
<b>19348/P1</b>	Grade P1 - Serie 101 Dalmata
<b>19348/P2</b>	Grade P2- Leather Serie 1200

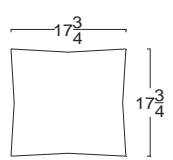


**C.O.M. Requirement:**  
1 yards of 55" W Plain Fabric

**C.O.L Requirement:**  
11 sq ft

<b>NUVOLA Cushion</b>	21 5/8"	21 5/8"	
-----------------------	---------	---------	--

<b>19119/A</b>	Grade A Fabrics
<b>19119/B</b>	Grade B Fabrics/ Faux Leather/ Sueder Plus
<b>19119/C</b>	Grade C Fabrics/ C.O.M
<b>19119/D</b>	Grade D Fabrics
<b>19119/E</b>	Grade E Fabrics/ Ultrasuede
<b>19119/P1</b>	Grade P1 - Serie 101 Dalmata
<b>19119/P2</b>	Grade P2- Leather Serie 1200

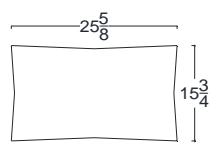


**C.O.M. Requirement:**  
3/4 yards of 55" W Plain Fabric

**C.O.L Requirement:**  
8 sq ft

<b>NUVOLA Cushion</b>	17 3/4"	17 3/4"	
-----------------------	---------	---------	--

<b>19118/A</b>	Grade A Fabrics
<b>19118/B</b>	Grade B Fabrics/ Faux Leather/ Sueder Plus
<b>19118/C</b>	Grade C Fabrics/ C.O.M
<b>19118/D</b>	Grade D Fabrics
<b>19118/E</b>	Grade E Fabrics/ Ultrasuede
<b>19118/P1</b>	Grade P1 - Serie 101 Dalmata
<b>19118/P2</b>	Grade P2- Leather Serie 1200



**C.O.M. Requirement:**  
1/2 yards of 55" W Plain Fabric

**C.O.L Requirement:**  
7 sq ft

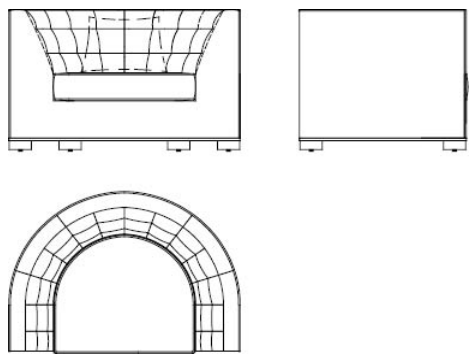
<b>NUVOLA Cushion</b>	15 3/4"	25 5/8"	
-----------------------	---------	---------	--

<b>19120/A</b>	Grade A Fabrics
<b>19120/B</b>	Grade B Fabrics/ Faux Leather/ Sueder Plus
<b>19120/C</b>	Grade C Fabrics/ C.O.M
<b>19120/D</b>	Grade D Fabrics
<b>19120/E</b>	Grade E Fabrics/ Ultrasuede
<b>19120/P1</b>	Grade P1 - Serie 101 Dalmata
<b>19120/P2</b>	Grade P2- Leather Serie 1200

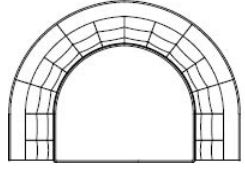
# Upholstery

## Description Dimensions in Inches

Item No. Finish W H D



<b>HUG Chair</b> w/ Oak Legs		49 1/4"	31 1/4"	35 1/2"
<b>19207/A</b>	Grade A Fabrics			
<b>19207/B</b>	Grade B Fabrics/ Faux Leather/ Sueder Plus			
<b>19207/C</b>	Grade C Fabrics/ C.O.M			
<b>19207/D</b>	Grade D Fabrics			
<b>19207/E</b>	Grade E Fabrics/ Ultrasuede			
<b>19207/P1</b>	Grade P1 - Serie 101 Dalmata			
<b>19207/P2</b>	Grade P2- Leather Serie 1200			
<b>DEDUCT</b>	Deduct For Painted Metal			

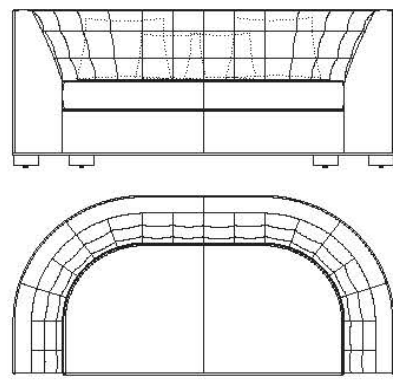


<b>HUG Chair</b> w/ Walnut Legs		49 1/4"	31 1/4"	35 1/2"
<b>19208/A</b>	Grade A Fabrics			
<b>19208/B</b>	Grade B Fabrics/ Faux Leather/ Sueder Plus			
<b>19208/C</b>	Grade C Fabrics/ C.O.M			
<b>19208/D</b>	Grade D Fabrics			
<b>19208/E</b>	Grade E Fabrics/ Ultrasuede			
<b>19208/P1</b>	Grade P1 - Serie 101 Dalmata			
<b>19208/P2</b>	Grade P2- Leather Serie 1200			
<b>DEDUCT</b>	Deduct For Painted Metal			

**C.O.M. Requirement:**  
5 1/2 yards of 55" W Plain Fabric

**C.O.L Requirement:**  
91 sq ft

<b>HUG Sofa</b> w/ Oak Legs		72 7/8"	31 1/4"	35 1/2"
<b>19110/A</b>	Grade A Fabrics			
<b>19110/B</b>	Grade B Fabrics/ Faux Leather/ Sueder Plus			
<b>19110/C</b>	Grade C Fabrics/ C.O.M			
<b>19110/D</b>	Grade D Fabrics			
<b>19110/E</b>	Grade E Fabrics/ Ultrasuede			
<b>19110/P1</b>	Grade P1 - Serie 101 Dalmata			
<b>19110/P2</b>	Grade P2- Leather Serie 1200			
<b>DEDUCT</b>	Deduct For Painted Metal			

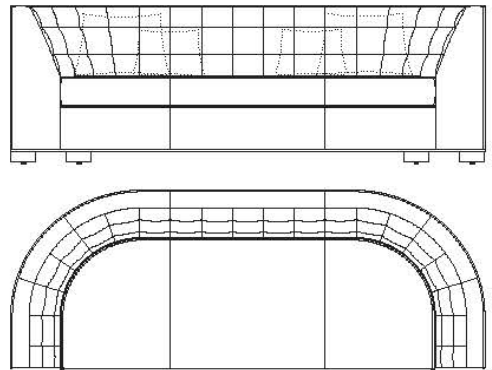


<b>HUG Sofa</b> w/ Walnut Legs		72 7/8"	31 1/4"	35 1/2"
<b>19111/A</b>	Grade A Fabrics			
<b>19111/B</b>	Grade B Fabrics/ Faux Leather/ Sueder Plus			
<b>19111/C</b>	Grade C Fabrics/ C.O.M			
<b>19111/D</b>	Grade D Fabrics			
<b>19111/E</b>	Grade E Fabrics/ Ultrasuede			
<b>19111/P1</b>	Grade P1 - Serie 101 Dalmata			
<b>19111/P2</b>	Grade P2- Leather Serie 1200			
<b>DEDUCT</b>	Deduct For Painted Metal			

**C.O.M. Requirement:**  
8 1/4 yards of 55" W Plain Fabric

**C.O.L Requirement:**  
140 sq ft

<b>HUG Sofa</b> w/ Oak Legs		90 1/2"	31 1/4"	35 1/2"
<b>19112/A</b>	Grade A Fabrics			
<b>19112/B</b>	Grade B Fabrics/ Faux Leather/ Sueder Plus			
<b>19112/C</b>	Grade C Fabrics/ C.O.M			
<b>19112/D</b>	Grade D Fabrics			
<b>19112/E</b>	Grade E Fabrics/ Ultrasuede			
<b>19112/P1</b>	Grade P1 - Serie 101 Dalmata			
<b>19112/P2</b>	Grade P2- Leather Serie 1200			
<b>DEDUCT</b>	Deduct For Painted Metal			



<b>HUG Sofa</b> w/ Walnut Legs		90 1/2"	31 1/4"	35 1/2"
<b>19113/A</b>	Grade A Fabrics			
<b>19113/B</b>	Grade B Fabrics/ Faux Leather/ Sueder Plus			
<b>19113/C</b>	Grade C Fabrics/ C.O.M			
<b>19113/D</b>	Grade D Fabrics			
<b>19113/E</b>	Grade E Fabrics/ Ultrasuede			
<b>19113/P1</b>	Grade P1 - Serie 101 Dalmata			
<b>19113/P2</b>	Grade P2- Leather Serie 1200			
<b>DEDUCT</b>	Deduct For Painted Metal			

**C.O.M. Requirement:**  
9 1/4 yards of 55" W Plain Fabric

**C.O.L Requirement:**  
157 sq ft

# Upholstery

Description	Dimensions in Inches		
	Item No.	Finish	

<b>HUG Cushion</b>		15 3/4"	15 3/4"
--------------------	--	---------	---------

**C.O.M. Requirement:**  
1/2 yards of 55" W Plain Fabric

**C.O.L Requirement:**  
6 sq ft

<b>19121/A</b>	Grade A Fabrics
<b>19121/B</b>	Grade B Fabrics/ Faux Leather/ Sueder Plus
<b>19121/C</b>	Grade C Fabrics/ C.O.M
<b>19121/D</b>	Grade D Fabrics
<b>19121/E</b>	Grade E Fabrics/ Ultrasuede
<b>19121/P1</b>	Grade P1 - Serie 101 Dalmata
<b>19121/P2</b>	Grade P2- Leather Serie 1200

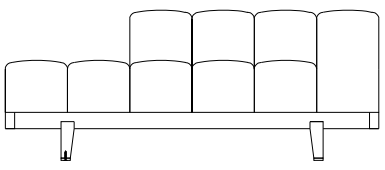
<b>HUG Cushion</b>		19 3/4"	19 3/4"
--------------------	--	---------	---------

**C.O.M. Requirement:**  
3/4 yards of 55" W Plain Fabric

**C.O.L Requirement:**  
9 sq ft


<b>19122/A</b>	Grade A Fabrics
<b>19122/B</b>	Grade B Fabrics/ Faux Leather/ Sueder Plus
<b>19122/C</b>	Grade C Fabrics/ C.O.M
<b>19122/D</b>	Grade D Fabrics
<b>19122/E</b>	Grade E Fabrics/ Ultrasuede
<b>19122/P1</b>	Grade P1 - Serie 101 Dalmata
<b>19122/P2</b>	Grade P2- Leather Serie 1200

<b>ROYAL Sofa</b> w/ Oak Finish		67 1/2"	28 3/8"	40 1/2"
------------------------------------	--	---------	---------	---------



<b>19230/A</b>	Grade A Fabrics
<b>19230/B</b>	Grade B Fabrics/ Faux Leather/ Sueder Plus
<b>19230/C</b>	Grade C Fabrics/ C.O.M
<b>19230/D</b>	Grade D Fabrics
<b>19230/E</b>	Grade E Fabrics/ Ultrasuede
<b>19230/P1</b>	Grade P1 - Serie 101 Dalmata
<b>19230/P2</b>	Grade P2- Leather Serie 1200

<b>ROYAL Sofa</b> w/ Walnut Finish		67 1/2"	28 3/8"	40 1/2"
---------------------------------------	--	---------	---------	---------

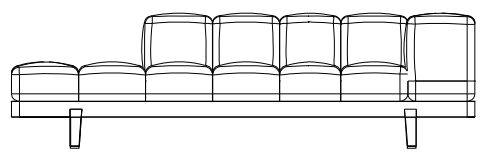


**C.O.M. Requirement:**  
7 1/4 yards of 55" W Plain Fabric

**C.O.L Requirement:**  
130 sq ft

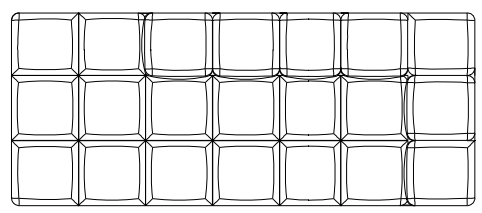
<b>19231/A</b>	Grade A Fabrics
<b>19231/B</b>	Grade B Fabrics/ Faux Leather/ Sueder Plus
<b>19231/C</b>	Grade C Fabrics/ C.O.M
<b>19231/D</b>	Grade D Fabrics
<b>19231/E</b>	Grade E Fabrics/ Ultrasuede
<b>19231/P1</b>	Grade P1 - Serie 101 Dalmata
<b>19231/P2</b>	Grade P2- Leather Serie 1200

<b>ROYAL Sofa</b> w/ Oak Finish		81"	28 3/8"	40 1/2"
------------------------------------	--	-----	---------	---------



<b>19114/A</b>	Grade A Fabrics
<b>19114/B</b>	Grade B Fabrics/ Faux Leather/ Sueder Plus
<b>19114/C</b>	Grade C Fabrics/ C.O.M
<b>19114/D</b>	Grade D Fabrics
<b>19114/E</b>	Grade E Fabrics/ Ultrasuede
<b>19114/P1</b>	Grade P1 - Serie 101 Dalmata
<b>19114/P2</b>	Grade P2- Leather Serie 1200

<b>ROYAL Sofa</b> w/ Walnut Finish		81"	28 3/8"	40 1/2"
---------------------------------------	--	-----	---------	---------



**C.O.M. Requirement:**  
7 3/4 yards of 55" W Plain Fabric


**C.O.L Requirement:**  
137 sq ft

<b>19115/A</b>	Grade A Fabrics
<b>19115/B</b>	Grade B Fabrics/ Faux Leather/ Sueder Plus
<b>19115/C</b>	Grade C Fabrics/ C.O.M
<b>19115/D</b>	Grade D Fabrics
<b>19115/E</b>	Grade E Fabrics/ Ultrasuede
<b>19115/P1</b>	Grade P1 - Serie 101 Dalmata
<b>19115/P2</b>	Grade P2- Leather Serie 1200

# Upholstery

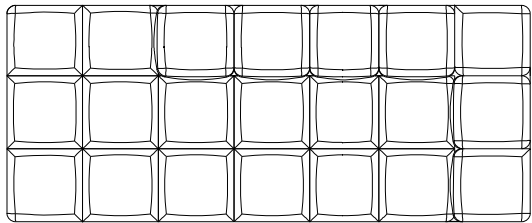
## Description Dimensions in Inches

Item No. Finish W H D



<b>ROYAL Sofa</b> w/ Oak Finish		94 1/2"	28 3/8"	40 1/2"
------------------------------------	--	---------	---------	---------

<b>19116/A</b>	Grade A Fabrics
<b>19116/B</b>	Grade B Fabrics/ Faux Leather/ Sueder Plus
<b>19116/C</b>	Grade C Fabrics/ C.O.M
<b>19116/D</b>	Grade D Fabrics
<b>19116/E</b>	Grade E Fabrics/ Ultrasuede
<b>19116/P1</b>	Grade P1 - Serie 101 Dalmata
<b>19116/P2</b>	Grade P2- Leather Serie 1200



<b>ROYAL Sofa</b> w/ Walnut Finish		94 1/2"	28 3/8"	40 1/2"
---------------------------------------	--	---------	---------	---------

<b>19117/A</b>	Grade A Fabrics
<b>19117/B</b>	Grade B Fabrics/ Faux Leather/ Sueder Plus
<b>19117/C</b>	Grade C Fabrics/ C.O.M
<b>19117/D</b>	Grade D Fabrics
<b>19117/E</b>	Grade E Fabrics/ Ultrasuede
<b>19117/P1</b>	Grade P1 - Serie 101 Dalmata
<b>19117/P2</b>	Grade P2- Leather Serie 1200

**C.O.M. Requirement:**  
8 yards of 55" W Plain Fabric

**C.O.L Requirement:**  
140 sq ft

<b>ROYAL Cushion</b>		11 7/8"	11 7/8"	
----------------------	--	---------	---------	--

<b>19123/A</b>	Grade A Fabrics
<b>19123/B</b>	Grade B Fabrics/ Faux Leather/ Sueder Plus
<b>19123/C</b>	Grade C Fabrics/ C.O.M
<b>19123/D</b>	Grade D Fabrics
<b>19123/E</b>	Grade E Fabrics/ Ultrasuede
<b>19123/P1</b>	Grade P1 - Serie 101 Dalmata
<b>19123/P2</b>	Grade P2- Leather Serie 1200

**C.O.M. Requirement:**  
1/2 yards of 55" W Plain Fabric

**C.O.L Requirement:**  
3 sq ft

<b>ROYAL Cushion</b>		17 3/4"	17 3/4"	
----------------------	--	---------	---------	--

<b>19124/A</b>	Grade A Fabrics
<b>19124/B</b>	Grade B Fabrics/ Faux Leather/ Sueder Plus
<b>19124/C</b>	Grade C Fabrics/ C.O.M
<b>19124/D</b>	Grade D Fabrics
<b>19124/E</b>	Grade E Fabrics/ Ultrasuede
<b>19124/P1</b>	Grade P1 - Serie 101 Dalmata
<b>19124/P2</b>	Grade P2- Leather Serie 1200

**C.O.M. Requirement:**  
3/4 yards of 55" W Plain Fabric

**C.O.L Requirement:**  
8 sq ft

<b>ROYAL Cushion</b>		21 5/8"	21 5/8"	
----------------------	--	---------	---------	--

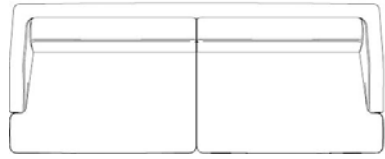
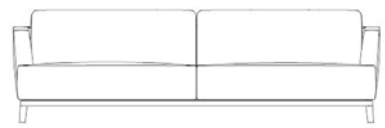
<b>19125/A</b>	Grade A Fabrics
<b>19125/B</b>	Grade B Fabrics/ Faux Leather/ Sueder Plus
<b>19125/C</b>	Grade C Fabrics/ C.O.M
<b>19125/D</b>	Grade D Fabrics
<b>19125/E</b>	Grade E Fabrics/ Ultrasuede
<b>19125/P1</b>	Grade P1 - Serie 101 Dalmata
<b>19125/P2</b>	Grade P2- Leather Serie 1200

**C.O.M. Requirement:**  
1 yards of 55" W Plain Fabric

**C.O.L Requirement:**  
12 sq ft

# Upholstery

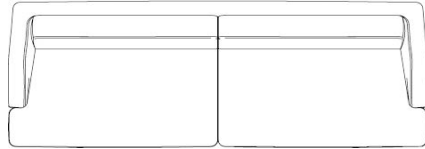
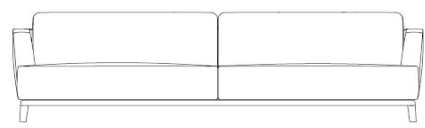
Description	Item No.	Finish	Dimensions in Inches		
			W	H	D



**C.O.M. Requirement:**  
12 1/4 yards of 55" W Plain Fabric

**C.O.L Requirement:**  
205 sq ft

<b>ROGER Sofa</b> w/ Oak Finish			78 3/4"	33 3/4"	45 1/8"
<b>19349/A</b>	Grade A Fabrics				
<b>19349/B</b>	Grade B Fabrics/ Faux Leather/ Sueder Plus				
<b>19349/C</b>	Grade C Fabrics/ C.O.M				
<b>19349/D</b>	Grade D Fabrics				
<b>19349/E</b>	Grade E Fabrics/ Ultrasuede				
<b>19349/P1</b>	Grade P1 - Serie 101 Dalmata				
<b>19349/P2</b>	Grade P2- Leather Serie 1200				



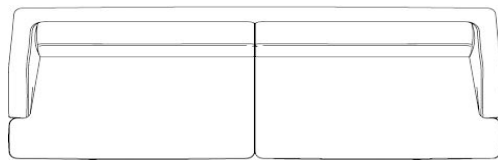
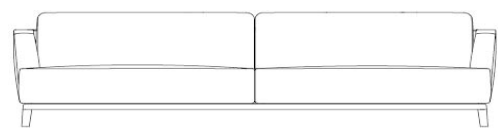
**C.O.M. Requirement:**  
13 3/4 yards of 55" W Plain Fabric

**C.O.L Requirement:**  
227 sq ft

<b>ROGER Sofa</b> w/ Walnut Finish			78 3/4"	33 3/4"	45 1/8"
<b>19350/A</b>	Grade A Fabrics				
<b>19350/B</b>	Grade B Fabrics/ Faux Leather/ Sueder Plus				
<b>19350/C</b>	Grade C Fabrics/ C.O.M				
<b>19350/D</b>	Grade D Fabrics				
<b>19350/E</b>	Grade E Fabrics/ Ultrasuede				
<b>19350/P1</b>	Grade P1 - Serie 101 Dalmata				
<b>19350/P2</b>	Grade P2- Leather Serie 1200				

<b>ROGER Sofa</b> w/ Oak Finish			94 1/2"	33 3/4"	45 1/8"
<b>19351/A</b>	Grade A Fabrics				
<b>19351/B</b>	Grade B Fabrics/ Faux Leather/ Sueder Plus				
<b>19351/C</b>	Grade C Fabrics/ C.O.M				
<b>19351/D</b>	Grade D Fabrics				
<b>19351/E</b>	Grade E Fabrics/ Ultrasuede				
<b>19351/P1</b>	Grade P1 - Serie 101 Dalmata				
<b>19351/P2</b>	Grade P2- Leather Serie 1200				

<b>ROGER Sofa</b> w/ Walnut Finish			94 1/2"	33 3/4"	45 1/8"
<b>19352/A</b>	Grade A Fabrics				
<b>19352/B</b>	Grade B Fabrics/ Faux Leather/ Sueder Plus				
<b>19352/C</b>	Grade C Fabrics/ C.O.M				
<b>19352/D</b>	Grade D Fabrics				
<b>19352/E</b>	Grade E Fabrics/ Ultrasuede				
<b>19352/P1</b>	Grade P1 - Serie 101 Dalmata				
<b>19352/P2</b>	Grade P2- Leather Serie 1200				



**C.O.M. Requirement:**  
15 yards of 55" W Plain Fabric

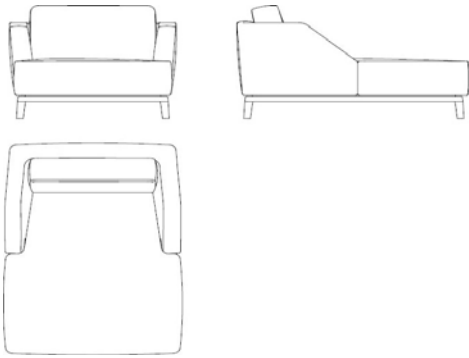
**C.O.L Requirement:**  
253 sq ft

<b>ROGER Sofa</b> w/ Oak Finish			118 1/8"	33 3/4"	45 1/8"
<b>19353/A</b>	Grade A Fabrics				
<b>19353/B</b>	Grade B Fabrics/ Faux Leather/ Sueder Plus				
<b>19353/C</b>	Grade C Fabrics/ C.O.M				
<b>19353/D</b>	Grade D Fabrics				
<b>19353/E</b>	Grade E Fabrics/ Ultrasuede				
<b>19353/P1</b>	Grade P1 - Serie 101 Dalmata				
<b>19353/P2</b>	Grade P2- Leather Serie 1200				

<b>ROGER Sofa</b> w/ Walnut Finish			118 1/8"	33 3/4"	45 1/8"
<b>19354/A</b>	Grade A Fabrics				
<b>19354/B</b>	Grade B Fabrics/ Faux Leather/ Sueder Plus				
<b>19354/C</b>	Grade C Fabrics/ C.O.M				
<b>19354/D</b>	Grade D Fabrics				
<b>19354/E</b>	Grade E Fabrics/ Ultrasuede				
<b>19354/P1</b>	Grade P1 - Serie 101 Dalmata				
<b>19354/P2</b>	Grade P2- Leather Serie 1200				

# Upholstery

Description	Item No.	Finish	Dimensions in Inches		
			W	H	D

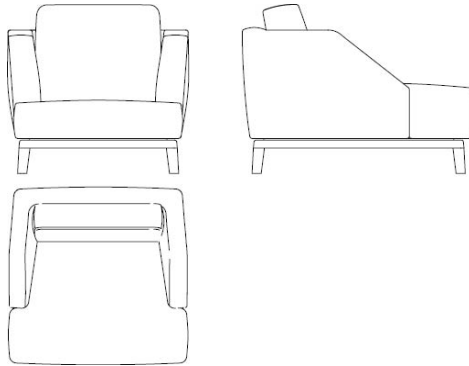


<b>ROGER Chaise</b> w/ Oak Finish			45 1/4"	33 3/4"	63 1/4"
<b>19355/A</b>	Grade A Fabrics				
<b>19355/B</b>	Grade B Fabrics/ Faux Leather/ Sueder Plus				
<b>19355/C</b>	Grade C Fabrics/ C.O.M				
<b>19355/D</b>	Grade D Fabrics				
<b>19355/E</b>	Grade E Fabrics/ Ultrasuede				
<b>19355/P1</b>	Grade P1 - Serie 101 Dalmata				
<b>19355/P2</b>	Grade P2- Leather Serie 1200				

**C.O.M. Requirement:**  
8 3/4 yards of 55" W Plain Fabric

**C.O.L Requirement:**  
140 sq ft

<b>ROGER Chaise</b> w/ Walnut Finish			45 1/4"	33 3/4"	63 1/4"
<b>19356/A</b>	Grade A Fabrics				
<b>19356/B</b>	Grade B Fabrics/ Faux Leather/ Sueder Plus				
<b>19356/C</b>	Grade C Fabrics/ C.O.M				
<b>19356/D</b>	Grade D Fabrics				
<b>19356/E</b>	Grade E Fabrics/ Ultrasuede				
<b>19356/P1</b>	Grade P1 - Serie 101 Dalmata				
<b>19356/P2</b>	Grade P2- Leather Serie 1200				



<b>ROGER Arm Chair</b> w/ Oak Finish			45 1/4"	33 3/4"	35 1/2"
<b>19357/A</b>	Grade A Fabrics				
<b>19357/B</b>	Grade B Fabrics/ Faux Leather/ Sueder Plus				
<b>19357/C</b>	Grade C Fabrics/ C.O.M				
<b>19357/D</b>	Grade D Fabrics				
<b>19357/E</b>	Grade E Fabrics/ Ultrasuede				
<b>19357/P1</b>	Grade P1 - Serie 101 Dalmata				
<b>19357/P2</b>	Grade P2- Leather Serie 1200				

**C.O.M. Requirement:**  
6 3/4 yards of 55" W Plain Fabric

**C.O.L Requirement:**  
108 sq ft

<b>ROGER Arm Chair</b> w/ Walnut Finish			45 1/4"	33 3/4"	35 1/2"
<b>19358/A</b>	Grade A Fabrics				
<b>19358/B</b>	Grade B Fabrics/ Faux Leather/ Sueder Plus				
<b>19358/C</b>	Grade C Fabrics/ C.O.M				
<b>19358/D</b>	Grade D Fabrics				
<b>19358/E</b>	Grade E Fabrics/ Ultrasuede				
<b>19358/P1</b>	Grade P1 - Serie 101 Dalmata				
<b>19358/P2</b>	Grade P2- Leather Serie 1200				

**C.O.M. Requirement:**  
1/2 yards of 55" W Plain Fabric

**C.O.L Requirement:**  
3 sq ft

<b>ROGER Cushion</b>			11 7/8"	11 7/8"	
<b>19359/A</b>	Grade A Fabrics				
<b>19359/B</b>	Grade B Fabrics/ Faux Leather/ Sueder Plus				
<b>19359/C</b>	Grade C Fabrics/ C.O.M				
<b>19359/D</b>	Grade D Fabrics				
<b>19359/E</b>	Grade E Fabrics/ Ultrasuede				
<b>19359/P1</b>	Grade P1 - Serie 101 Dalmata				
<b>19359/P2</b>	Grade P2- Leather Serie 1200				

**C.O.M. Requirement:**  
3/4 yards of 55" W Plain Fabric

**C.O.L Requirement:**  
8 sq ft

<b>ROGER Cushion</b>			17 3/4"	17 3/4"	
<b>19360/A</b>	Grade A Fabrics				
<b>19360/B</b>	Grade B Fabrics/ Faux Leather/ Sueder Plus				
<b>19360/C</b>	Grade C Fabrics/ C.O.M				
<b>19360/D</b>	Grade D Fabrics				
<b>19360/E</b>	Grade E Fabrics/ Ultrasuede				
<b>19360/P1</b>	Grade P1 - Serie 101 Dalmata				
<b>19360/P2</b>	Grade P2- Leather Serie 1200				

**C.O.M. Requirement:**  
1 yards of 55" W Plain Fabric

**C.O.L Requirement:**  
12 sq ft

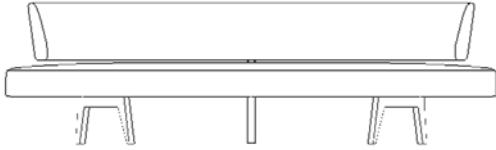
<b>ROGER Cushion</b>			21 5/8"	21 5/8"	
<b>19361/A</b>	Grade A Fabrics				
<b>19361/B</b>	Grade B Fabrics/ Faux Leather/ Sueder Plus				
<b>19361/C</b>	Grade C Fabrics/ C.O.M				
<b>19361/D</b>	Grade D Fabrics				
<b>19361/E</b>	Grade E Fabrics/ Ultrasuede				
<b>19361/P1</b>	Grade P1 - Serie 101 Dalmata				
<b>19361/P2</b>	Grade P2- Leather Serie 1200				

# Upholstery

## Description

## Dimensions in Inches

Item No.	Finish	W	H	D
----------	--------	---	---	---



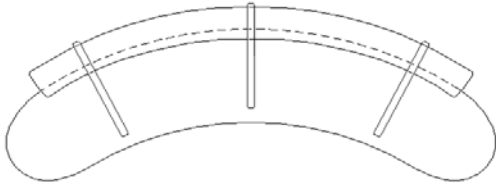
**SCOTT Sofa**  
w/ Oak Finish

104"

32"

25 1/4"

<b>19413/A</b>	Grade A Fabrics
<b>19413/B</b>	Grade B Fabrics/ Faux Leather/ Sueder Plus
<b>19413/C</b>	Grade C Fabrics/ C.O.M
<b>19413/D</b>	Grade D Fabrics
<b>19413/E</b>	Grade E Fabrics/ Ultrasuede
<b>19413/P1</b>	Grade P1 - Serie 101 Dalmata
<b>19413/P2</b>	Grade P2- Leather Serie 1200



**SCOTT Sofa**

w/ Walnut Finish

104"

32"

25 1/4"

<b>19414/A</b>	Grade A Fabrics
<b>19414/B</b>	Grade B Fabrics/ Faux Leather/ Sueder Plus
<b>19414/C</b>	Grade C Fabrics/ C.O.M
<b>19414/D</b>	Grade D Fabrics
<b>19414/E</b>	Grade E Fabrics/ Ultrasuede
<b>19414/P1</b>	Grade P1 - Serie 101 Dalmata
<b>19414/P2</b>	Grade P2- Leather Serie 1200

**C.O.M. Requirement:**  
6 yards of 55" W Plain Fabric

**C.O.L Requirement:**  
106 sq ft

**SCOTT Cushion**

11 7/8"

11 7/8"

<b>19123/A</b>	Grade A Fabrics
<b>19123/B</b>	Grade B Fabrics/ Faux Leather/ Sueder Plus
<b>19123/C</b>	Grade C Fabrics/ C.O.M
<b>19123/D</b>	Grade D Fabrics
<b>19123/E</b>	Grade E Fabrics/ Ultrasuede
<b>19123/P1</b>	Grade P1 - Serie 101 Dalmata
<b>19123/P2</b>	Grade P2- Leather Serie 1200

**SCOTT Cushion**

17 3/4"

17 3/4"

<b>19124/A</b>	Grade A Fabrics
<b>19124/B</b>	Grade B Fabrics/ Faux Leather/ Sueder Plus
<b>19124/C</b>	Grade C Fabrics/ C.O.M
<b>19124/D</b>	Grade D Fabrics
<b>19124/E</b>	Grade E Fabrics/ Ultrasuede
<b>19124/P1</b>	Grade P1 - Serie 101 Dalmata
<b>19124/P2</b>	Grade P2- Leather Serie 1200