

# MARIUS

MOOME COLLECTION



# MARIUS

## PRODUCT INFORMATION

OPTION: MARIUS (COMPLETE FABRIC/FABRIC OR LEATHER/LEATHER) = STANDARD

MARIUS (INSIDE FABRIC/LEATHER OUTSIDE)= ARM CHAIR OTTOMAN PRICE IN LEATHER GRADE  
*\*Not available w/ Outside Fabric & Inside Leather \**






MARIUS (FABRIC INSIDE/ DIFFERENT GRADE FABRIC OUTSIDE)= ADD UPCHARGE TO INSIDE FABRIC GRADE  
MARIUS (LEATHER INSIDE/DIFFERENT LEATHER GRADE OUTSIDE)= PRICE IN HIGHER LEATHER GRADE

### FINISH NOTES

# MARIUS

## PRODUCT INFORMATION

### CONTROL OPTIONS

CODE	STANDARD OPTION	OPTIONAL ADD-ONS			
2M	<p>TOUCH BUTTONS</p> 	<p>EXTRA USB</p> 	<p>MANUAL LUMBAR</p> 	<p>ELECTRIC LUMBAR</p> 	<p>HEATING</p> 

TOUCH BUTTONS AVAILABLE CHROME OR BLACK

ADD ON UPCHARGES:

PRICE:

USB:	TOUCH BUTTONS + USB PORT	
OPLP:	MANUAL INFLATABLE LUMBAR SUPPORT	
OPLPE:	ELECTRIC INFLATABLE LUMBAR SUPPORT	
OPVW:	HEATED SEATS	

\* CANNOT BE COMBINED WITH BATTERY PACK\*

# MARIUS

## PRODUCT INFORMATION


### STANDARD BASE OPTIONS:

### PRICING:

### PHOTO:

NO UPCH      TMF1      ROUND CHROME BASE

-



NO UPCH      KMF1      5 POINT CHROME BASE

-



NO UPCH      KMF3      5 POINT MATTE BLACK BASE

-



NO UPCH      KMF7      5 POINT MATTE BLACK BASE

-



# MARIUS

## PRODUCT INFORMATION

### UPGRADED BASE OPTIONS:

### PRICING:

### PHOTO:

UPCHARGE    KHF3            5 POINT MATTE BLACK BASE



UPCHARGE    THF1            WOODEN ROUND BASE W/ BLACK MATTE METAL



UPCHARGE    TMF1            ROUND BASE IN RAL COLOR




UPCHARGE    KMF1            5 POINT BASE IN RAL COLOR

#### *possible RAL-colours*



#### *possible wood colours*



PRICING EFFECTIVE 01.01.2023

REVISED 08.12.24

# MARIUS


## PRODUCT INFORMATION

### UPGRADED BASE OPTIONS:

### PRICING:

### PHOTO:

UPCHARGE    KMF3RVS    5 POINT STAINLESS STEEL BASE



UPCHARGE    KMF3RAL    5 POINT BASE IN RAL COLOR





UPCHARGE    KMF7POL    5 POINT BASE IN RAL COLOR

#### *possible RAL-colours*



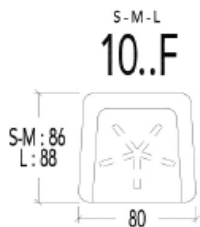
#### *possible wood colours*



# MARIUS

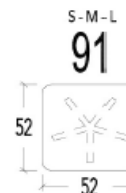
## PRODUCT INFORMATION

### DIMENSIONS IN CM



10SF Seat SMALL-FIXED  
10MF Seat MEDIUM-FIXED  
10LF Seat LARGE-FIXED

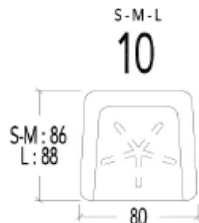
Fixed seat with swivel foot : Without back adjustment - Without footboard



91S Footstool SMALL  
91M Footstool MEDIUM  
91L Footstool LARGE

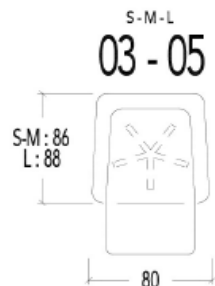
with swivel foot

Height :  
Small = 38cm  
Medium = 41cm  
Large = 44cm



10S Seat SMALL  
10M Seat MEDIUM  
10L Seat LARGE

Fixed seat with swivel foot : Back adjustment with gas spring - Without footboard

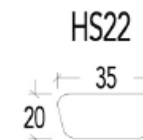


03S Recliner SMALL  
03M Recliner MEDIUM  
03L Recliner LARGE

with 2 Motors + swivel foot

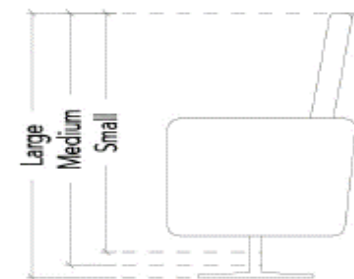
05S Recliner SMALL  
05M Recliner MEDIUM  
05L Recliner LARGE

standing aid with 2 Motors + swivel foot


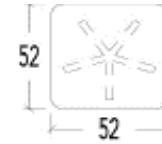


HS22 Head support (35x20x9cm)

	SMALL	MEDIUM	LARGE
Wide :	80	80	80
Height :	113	116	119
Dept :	86	86	88
Seat height :	42	45	48
Seat dept :	50	52	54
Height armrest :	58	61	64



# MARIUS



<b>W X D:</b>	31 1/2" X 33 7/8"	31 1/2" X 33 7/8"	31 1/2" X 34 5/8"	20 1/2" X 20 1/2"	13 3/4" X 3 1/2"
<b>H:</b>	44 1/2"	45 5/8"	46 7/8"	S:15" M:16 1/8" L:17 3/8"	7 7/8"
<b>SH X SD:</b>	16 1/2" x 19 5/8"	17 3/4" x 20 1/2"	18 7/8" x 21 1/4"		

Article Code	10SF	10MF	10LF	91S/91M/91L	HS22
<b>Description</b>	Small Swivel Chair	Medium Swivel Chair	Large Swivel Chair	91S= Small Foot Stool 91M= Medium Foot Stool 91L=Large Foot Stool	Head Support

<b>COM Yardage</b>	4.81	4.93	5.17	2.05	0.60
--------------------	------	------	------	------	------

Fabric	
COM ST02 ST03 ST05 ST06	

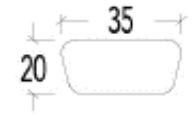
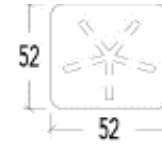
<b>COL Sqft</b>	87.94	92.89	95.37	24.76	12.38
-----------------	-------	-------	-------	-------	-------

Leather	
COL W4 W6	

\*FABRIC SELECTION MUST BE TB117 CERTIFIED\*



# MARIUS



<b>W X D:</b>	31 1/2" X 33 7/8"	31 1/2" X 33 7/8"	31 1/2" X 34 5/8"	20 1/2" X 20 1/2"	13 3/4" X 3 1/2"
<b>H:</b>	44 1/2"	45 5/8"	46 7/8"	S:15" M:16 1/8" L:17 3/8"	7 7/8"
<b>SH X SD:</b>	16 1/2" x 19 5/8"	17 3/4" x 20 1/2"	18 7/8" x 21 1/4"		

Article Code	10S	10M	10L	91S/91M/91L	HS22
<b>Description</b>	Small Swivel Chair w/ Back Recliner (No Footrest)	Medium Swivel Chair w/ Back Recliner (No Footrest)	Large Swivel Chair w/ Back Recliner (No Footrest)	91S= Small Foot Stool 91M= Medium Foot Stool 91L=Large Foot Stool	Head Support

<b>COM Yardage</b>	4.81	4.93	5.17	2.05	0.60
--------------------	------	------	------	------	------


Fabric	
COM ST02 ST03 ST05 ST06	

<b>COL Sqft</b>	87.94	92.89	95.37	24.76	12.38
-----------------	-------	-------	-------	-------	-------

Leather	
COL W4 W6	

\*FABRIC SELECTION MUST BE TB117 CERTIFIED\*

# MARIUS



<b>W X D:</b>	31 1/2" X 33 7/8"	31 1/2" X 33 7/8"	31 1/2" X 34 5/8"	13 3/4" X 3 1/2"
<b>H:</b>	44 1/2"	45 5/8"	46 7/8"	7 7/8"
<b>SH X SD:</b>	16 1/2" x 19 5/8"	17 3/4" x 20 1/2"	18 7/8" x 21 1/4"	

<b>Article Code</b>	<b>03S</b>	<b>03M</b>	<b>03L</b>	<b>HS22</b>
<b>Description</b>	Small Swivel Motorized Recliner	Medium Swivel Motorized Recliner	Large Swivel Motorized Recliner	Head Support

<b>COM Yardage</b>	4.09	4.21	4.57	0.60
--------------------	------	------	------	------

<b>Fabric</b>				
COM ST02 ST03 ST05 ST06				

<b>COL Sqft</b>	75.56	80.51	86.65	12.38
-----------------	-------	-------	-------	-------

<b>Leather</b>				
COL W4 W6				

UPCHARGE FOR BUILT-IN BATTERY	
-------------------------------	--

\*FABRIC SELECTION MUST BE TB117 CERTIFIED\*

# MARIUS



<b>W X D:</b>	31 1/2" X 33 7/8"	31 1/2" X 33 7/8"	31 1/2" X 34 5/8"	13 3/4" X 3 1/2"
<b>H:</b>	44 1/2"	45 5/8"	46 7/8"	7 7/8"
<b>SH X SD:</b>	16 1/2" x 19 5/8"	17 3/4" x 20 1/2"	18 7/8" x 21 1/4"	

<b>Article Code</b>	<b>05S</b>	<b>05M</b>	<b>05L</b>	<b>HS22</b>
<b>Description</b>	Small Swivel Motorized Recliner incl Power Lift	Medium Swivel Motorized Recliner incl Power Lift	Large Swivel Motorized Recliner incl Power Lift	Head Support

<b>COM Yardage</b>	4.09	4.21	4.57	2.05
--------------------	------	------	------	------

<b>Fabric</b>				
COM ST02 ST03 ST05 ST06				

<b>COL Sqft</b>	75.56	80.51	86.65	24.76
-----------------	-------	-------	-------	-------

<b>Leather</b>				
COL W4 W6				

UPCHARGE FOR BUILT-IN BATTERY	
-------------------------------	--

\*FABRIC SELECTION MUST BE TB117 CERTIFIED\*