

MOBI



INFO SHEET

January 1, 2025

PLANUM[®]
FURNITURE

Swedesford Corporate Center
619 B Swedesford Road
Frazer, PA 19355

Email: info@planumfurniture.com
Website: planumfurniture.com

Tel : 610/251-2120
Tel : 800/343-0042
Fax : 610/251-2290

MOBi

WOOD FINISH OPTIONS




WALNUT




PYRAMID WALNUT




WALNUT BURL




DARK STAINED WALNUT



DARK STAINED SAPALE




WENGE



OAK STAINED BLACK



WHITE STAINED OAK




OAK

MOBi


SAHARA FINISHES




#01




#02



#03



#04



#05

DAKAR FINISHES



A001



B001



F001



KB001

MOBi


METAL FINISH OPTIONS



BRASS METAL #1



BRASS METAL STAINED LIGHT #2




BRASS METAL STAINED DARK #3




BRASS METAL TB #7




STAINLESS METAL HG #4



STAINLESS METAL BRUSHED #5



BLACK METAL PAINTED #6



GUN METAL #8

MOBi


MARBLE/ CERAMIC FINISH OPTIONS




ALBATROS CERAMIC



WHITE MARBLE



MARBLE OLIVE AVANGARDE



MARBLE ALEXANDER BLACK



MARBLE AGORA BEIGE

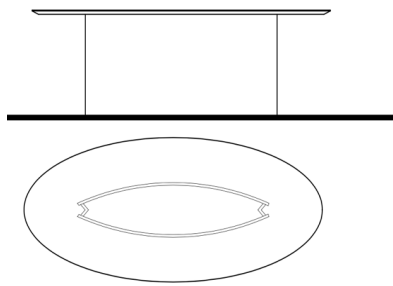
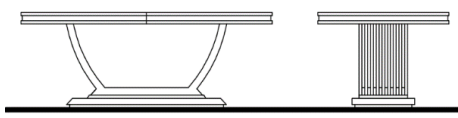
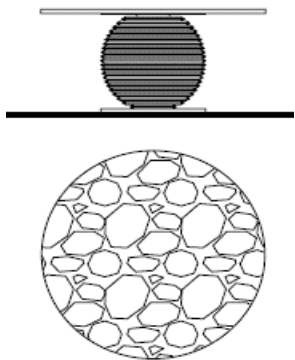
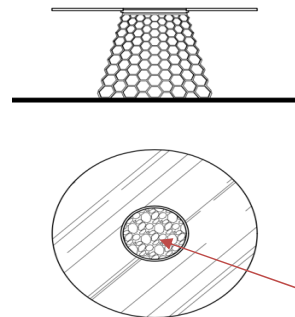
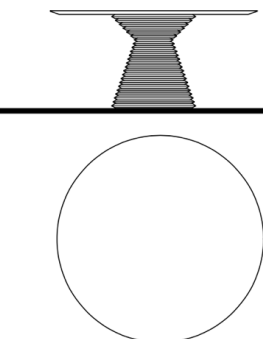
MOBi

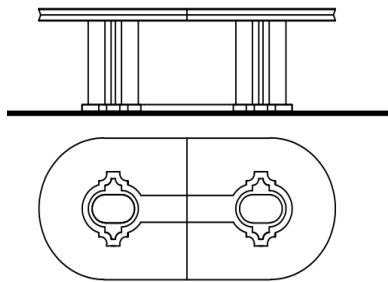
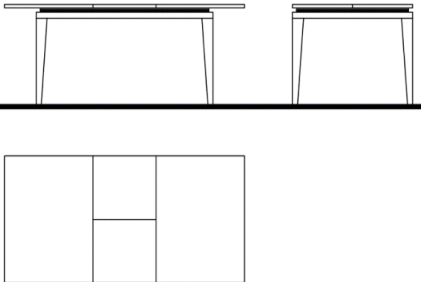
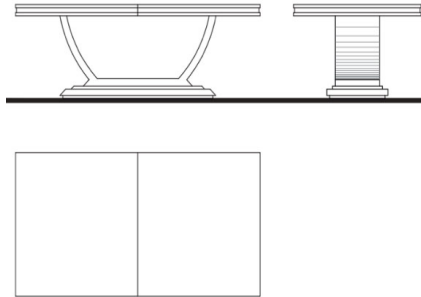
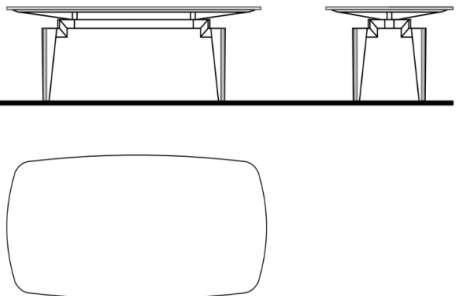
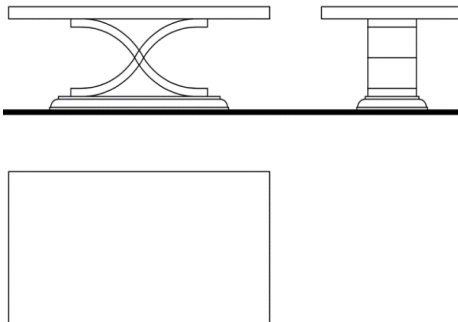
TABLE OF CONTENTS


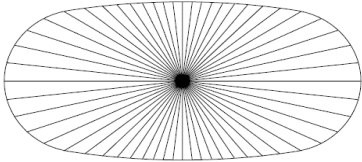
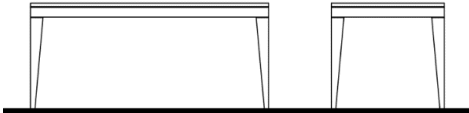

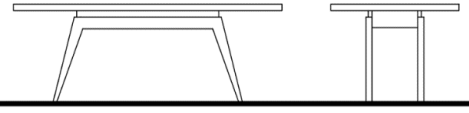


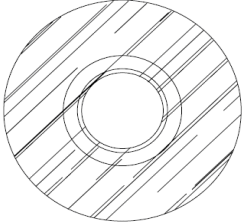
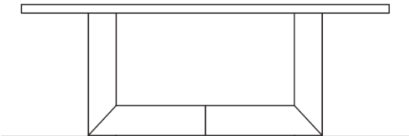
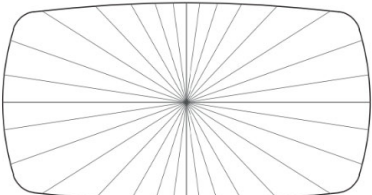
| | PAGE # |
|-------------------------------------|--------|
| DINING TABLES | 7 |
| DINING CHAIRS | 13 |
| SIDEBOARDS | 19 |
| VITRINES & CABINETS | 26 |
| TV UNITS | 31 |
| BEDS | 34 |
| NIGHTSTANDS, DRESSERS & HIGH CHESTS | 52 |
| DESKS | 60 |
| LIBRARY | 63 |
| CONSOLES | 72 |
| OCCASIONAL TABLES | 76 |
| ACCENT CHAIRS | 84 |
| SOFAS & SECTIONALS | 85 |
| BENCHES | 101 |
| LIGHTING | 103 |

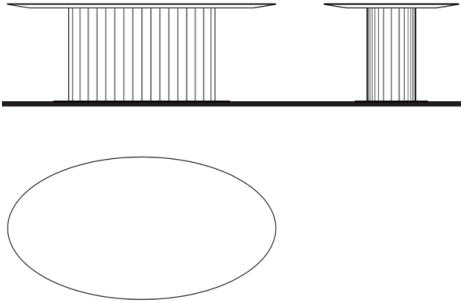
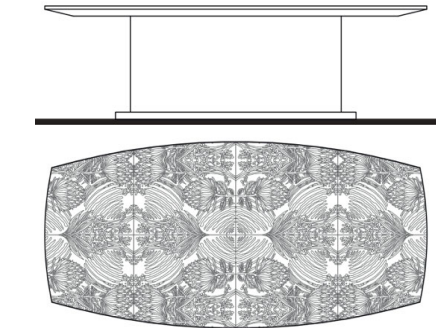
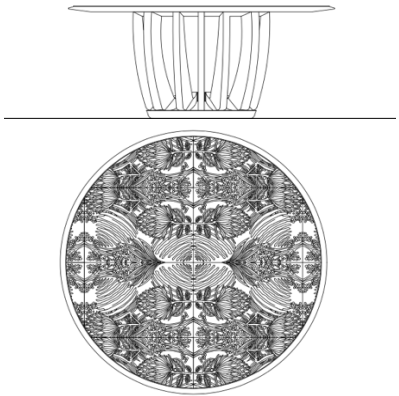



MOBI

DINING TABLES


| DINING TABLE | Description | | Dimensions in Inches | | | INFO SHEET |
|---|---|----------------|----------------------|---------|---------|------------|
| | Item No. | Finish | W | H | D | |
|  | CANOE Dining Table Laminate Metal Accent Details | | 94 1/2" | 30" | 41 3/8" | |
| | CANO-200/W | Walnut | | | | 0 |
| | CANO-200/O | Oak | | | | 0 |
| | CANO-200/PW | Pyramid Walnut | | | | 0 |
|  | CHOCOLATE Extension Dining Table Lacquer Pedestal | | 86 5/8" | 29 1/2" | 45 1/4" | |
| | 1x 19 5/8" Center Extension | | | | | |
| | CHOC-200/W | Walnut | | | | 0 |
| | CHOC-200/O | Oak | | | | 0 |
| | CHOC-200/PW | Pyramid Walnut | | | | 0 |
|  | COCO Dining Table Marble Top w/ Lacquer Pedestal Metal Base | | 59" | 29 1/2" | 59" | |
| | COCO-200 | Lacquer | | | | 0 |
|  | CONE Dining Table Marble & Glass Top Metal Base (Brass or HG Stainless Steel Only) | | 55 1/8" | 29 1/2" | 55 1/8" | |
| | CONE-200 | Marble & Metal | | | | 0 |
|  | FUJI Dining Table Solid Wood | | 63" | 30" | 63" | |
| | FUJI-200/W | Walnut | | | | 0 |
| | FUJI-200/O | Oak | | | | 0 |

| DINING TABLE | Description | | Dimensions in Inches | | | INFO SHEET |
|---|--|--------------------|----------------------|-----------------------------|---------|------------|
| | Item No. | Finish | W | H | D | |
|  | GUSTAV Extension Dining Table Lacquer Pedestal | | 86 5/8" | 29 1/2" | 45 1/4" | |
| | | | | 1x 19 5/8" Center Extension | | |
| | | GUST-200/W | Walnut | | | 0 |
| | | GUST-200/O | Oak | | | 0 |
| | | GUST-200/WB | Walnut Burl | | | 0 |
| | | GUST-200/PW | Pyramid Walnut | | | 0 |
| *CENTER EXTENSION INCLUDES APRON* | | | | | | |
|  | HAREM Extension Dining Table | | 78 3/4" | 29 1/2" | 39 3/8" | |
| | | | | 1x 19 5/8" Center Extension | | |
| | | HARE-200/W | Walnut | | | 0 |
| | | HARE-200/O | Oak | | | 0 |
| | | HARE-200/PW | Pyramid Walnut | | | 0 |
|  | KOS Extension Dining Table | | 86 5/8" | 29 1/2" | 45 1/4" | |
| | | | | 1x 19 5/8" Center Extension | | |
| | | KOS-200/W | Walnut | | | 0 |
| | | KOS-200/O | Oak | | | 0 |
| | | KOS-200/WB | Walnut Burl | | | 0 |
| | | KOS-200/PW | Pyramid Walnut | | | 0 |
|  | NIKE Dining Table Marble or Glass Top w/ Solid Wood Legs | | 88 5/8" | 29 1/2" | 45 1/4" | |
| | | | | | | |
| | | NIKE-200/W | Marble w/ Walnut | | | 0 |
| | | NIKE-200/O | Marble w/ Oak | | | 0 |
| ALEXANDER BLACK OR OLIVE AVANGARDE ARE THE ONLY MARBLE OPTIONS | | | | | | |
| | | NIKE-201/W | 19mm Glass w/ Walnut | | | 0 |
| | | NIKE-201/O | 19mm Glass w/ Oak | | | 0 |
| | | NIKE-201/W | 15mm Glass w/ Walnut | | | 0 |
| | | NIKE-201/O | 15mm Glass w/ Oak | | | 0 |
|  | OSLO Dining Table Lacquer Base Deetail | | 80 3/4" | 30" | 43 3/8" | |
| | | | | | | |
| | | OSLO-200/W | Walnut | | | 0 |
| | | OSLO-200/O | Oak | | | 0 |
| | | OSLO-200/PW | Pyramid Walnut | | | 0 |

| DINING TABLE | Description | | Dimensions in Inches | | | INFO SHEET |
|--|--|----------------------------|----------------------|---------|---------|------------|
| | Item No. | Finish | W | H | D | |
|   | PAPILLON Dining Table Lacquer Pedestal Metal Base | | 95 1/4" | 30" | 45 1/4" | |
| | PAPI-200/W | Walnut | | | | 0 |
| | PAPI-200/O | Oak | | | | 0 |
|   | RAJA Dining Table | | 86 5/8" | 30" | 39 3/8" | |
| | RAJA-200/W | Walnut | | | | 0 |
| | RAJA-200/O | Oak | | | | 0 |
| | RAJA-200/PW | Pyramid Walnut | | | | 0 |
|   | ROSA Dining Table | | 74 7/8" | 30" | 35 1/2" | |
| | ROSA-200/W | Walnut | | | | 0 |
| | ROSA-200/O | Oak | | | | 0 |
| | ROSA-200/PW | Pyramid Walnut | | | | 0 |
|   | SAHARA Dining Table Glass Top 15mm Thick | | 63" | 29 1/2" | 63" | |
| | SAHA-200/L1 | Sahara Lacquers (01,03,04) | | | | 0 |
| | SAHA-200/L2 | Sahara Lacquers (02) | | | | 0 |
|   | SCOTCH Dining Table | | 88 5/8" | 29 1/2" | 45 1/4" | |
| | SCOT-200/W | Walnut | | | | 0 |
| | SCOT-200/O | Oak | | | | 0 |
| | | | 94 1/2" | 29 1/2" | 45 1/4" | |
| | SCOT-201/W | Walnut | | | | 0 |
| | SCOT-201/O | Oak | | | | 0 |

| DINING TABLE | Description | | Dimensions in Inches | | | INFO SHEET |
|---|--|----------------|----------------------|-----|---------|------------|
| | Item No. | Finish | W | H | D | |
|  | SHANGHAI Dining Table Wood or Lacquer Pedestal Metal Base | | 86 5/8" | 30" | 43 3/8" | |
| | SHAN-200/W | Walnut | | | | 0 |
| | SHAN-200/O | Oak | | | | 0 |
| | SHAN-200/PW | Pyramid Walnut | | | | 0 |
|  | | | 94 1/2" | 30" | 47 1/4" | |
| | SHAN-201/W | Walnut | | | | 0 |
| | SHAN-201/O | Oak | | | | 0 |
| | SHAN-201/PW | Pyramid Walnut | | | | 0 |
|  | TROPICANA Dining Table Glass Top over Textured Design | | 106 1/4" | 30" | 47 1/4" | |
| | TROP-201/W | Walnut | | | | 0 |
| | TROP-201/O | Oak | | | | 0 |
| | TROP-201/PW | Pyramid Walnut | | | | 0 |
|  | TROPICANA Round Dining Table Glass Top over Textured Design | | 69 1/4" | 30" | 69 1/4" | |
| | TROP-202/W | Walnut | | | | 0 |
| | TROP-202/O | Oak | | | | 0 |
| | TROP-202/PW | Pyramid Walnut | | | | 0 |
|  | TROPICANA Round Dining Table Glass Top over Textured Design | | 69 1/4" | 30" | 69 1/4" | |
| | TROP-202/W | Walnut | | | | 0 |
| | TROP-202/O | Oak | | | | 0 |
| | | | 70 7/8" | 30" | 70 7/8" | |
|  | TROPICANA Round Dining Table Glass Top 19mm Thick | | 63" | 30" | 63" | |
| | TROP-203/W | Walnut | | | | 0 |
| | TROP-203/O | Oak | | | | 0 |
| | TROP-204/W | Walnut | | | | 0 |
| | TROP-204/O | Oak | | | | 0 |

| DINING TABLE | Description | | Dimensions in Inches | | | INFO SHEET |
|--------------|-------------|--------|----------------------|---|---|------------|
| | Item No. | Finish | W | H | D | |



TROPICANA Round Dining Table

Glass Top 15mm Thick

70 7/8" 30" 70 7/8"

| | | |
|-------------------|--------|---|
| TROP-205/W | Walnut | 0 |
| TROP-205/O | Oak | 0 |

63" 30" 63"

| | | |
|-------------------|--------|---|
| TROP-205/W | Walnut | 0 |
| TROP-205/O | Oak | 0 |



VALENCIA Dining Table

86 5/8" 30" 41 3/8"

1x 19 5/8" Center Extension

| | | |
|--------------------|----------------|---|
| VALE-200/W | Walnut | 0 |
| VALE-200/O | Oak | 0 |
| VALE-200/PW | Pyramid Walnut | 0 |



TEXTURED PEDESTAL BASE

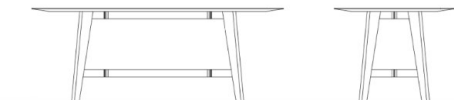

VENTURA Dining Table

Pedestal in Lacquer

Metal Base

86 5/8" 30" 41 3/8"

| | | |
|--------------------|----------------|---|
| VENT-200/W | Walnut | 0 |
| VENT-200/O | Oak | 0 |
| VENT-200/PW | Pyramid Walnut | 0 |

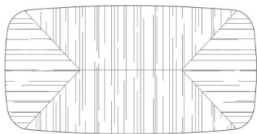


VIVIEN Dining Table

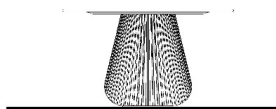
Ceramic or Wood Top w/ Wood Base

86 5/8" 30" 41 3/8"

| | | |
|-------------------|----------------------------|---|
| VIVI-200/W | Ceramic Top w/ Walnut Base | 0 |
| VIVI-200/O | Ceramic Top w/ Oak Base | 0 |



| | | |
|-------------------|-------------------|---|
| VIVI-201/W | Walnut Top & Base | 0 |
| VIVI-201/O | Oak Top & Base | 0 |

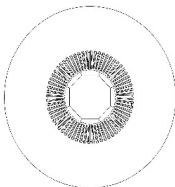


VIZIER Dining Table

Marble Top

55" 29 1/2" 55"

| | | |
|--------------------|--------------|---|
| VIZI-200/W | Solid Walnut | 0 |
| VIZI-200/L1 | Lacquer | 0 |



ALEXANDER BLACK OR OLIVE AVANGARDE ARE THE ONLY MARBLE OPTIONS

MOBI

DINING CHAIRS

DINING CHAIRS

| Description | | Dimesions in Inches | | | INFO SHEET |
|-------------|--------|---------------------|---|---|------------|
| Item No. | Finish | W | H | D | |



| | | | | | |
|------------------------------------|--------|---------|---------|---------|---|
| AIDA Armchair Solid Wood | | 23 1/2" | 35 1/2" | 19 1/2" | |
| FABRIC | | | | | |
| AIDA-110/W/F | Walnut | | | | 0 |
| AIDA-110/O/F | Oak | | | | 0 |
| LEATHER | | | | | |
| AIDA-110/W/L | Walnut | | | | 0 |
| AIDA-110/O/L | Oak | | | | 0 |



| | | | | | |
|---------------------------|--------|---------|---------|---------|---|
| BARCELONA Armchair | | 21 1/2" | 34 1/2" | 23 1/2" | |
| FABRIC | | | | | |
| BARCE-110/W/F | Walnut | | | | 0 |
| BARCE-110/O/F | Oak | | | | 0 |
| LEATHER | | | | | |
| BARCE-110/W/L | Walnut | | | | 0 |
| BARCE-110/O/L | Oak | | | | 0 |



| | | | | | |
|---------------------------------|--------|---------|---------|---------|---|
| BELT Chair Solid Wood | | 20 1/2" | 30 1/2" | 21 1/2" | |
| FABRIC | | | | | |
| BELT-100/W/F | Walnut | | | | 0 |
| BELT-100/O/F | Oak | | | | 0 |
| LEATHER | | | | | |
| BELT-100/W/L | Walnut | | | | 0 |
| BELT-100/O/L | Oak | | | | 0 |



| | | | | | |
|---------------------|--------|---------|---------|---------|---|
| CANOE Chair | | 19 1/2" | 37 1/2" | 23 1/2" | |
| FABRIC | | | | | |
| CANO-100/W/F | Walnut | | | | 0 |
| CANO-100/O/F | Oak | | | | 0 |
| LEATHER | | | | | |
| CANO-100/W/L | Walnut | | | | 0 |
| CANO-100/O/L | Oak | | | | 0 |



| | | | | | |
|-------------------------|--------|---------|---------|---------|---|
| CLAUDIA Armchair | | 19 1/2" | 34 1/2" | 19 1/2" | |
| FABRIC | | | | | |
| CLAU-110/W/F | Walnut | | | | 0 |
| CLAU-110/O/F | Oak | | | | 0 |
| LEATHER | | | | | |
| CLAU-110/W/L | Walnut | | | | 0 |
| CLAU-110/O/L | Oak | | | | 0 |

DINING CHAIRS

| Description | | Dimesions in Inches | | | INFO SHEET |
|-------------|--------|---------------------|---|---|------------|
| Item No. | Finish | W | H | D | |



| | | | | | |
|----------------------|--------|---------|---------|---------|---|
| COLETTE Chair | | 21 1/2" | 29 1/2" | 21 1/2" | |
| | | | | | |
| FABRIC | | | | | |
| COLE-100/W/F | Walnut | | | | 0 |
| COLE-100/O/F | Oak | | | | 0 |
| LEATHER | | | | | |
| COLE-100/W/L | Walnut | | | | 0 |
| COLE-100/O/L | Oak | | | | 0 |



| | | | | | |
|-----------------------|--------|-----|---------|-----|---|
| HAREM Armchair | | 23" | 33 1/2" | 22" | |
| Lacquer Accents | | | | | |
| FABRIC | | | | | |
| HARE-110/W/F | Walnut | | | | 0 |
| LEATHER | | | | | |
| HARE-110/W/L | Walnut | | | | 0 |



| | | | | | |
|---------------------|--------|---------|---------|-----|---|
| HAREM Chair | | 21 1/2" | 33 1/2" | 22" | |
| Lacquer Accents | | | | | |
| FABRIC | | | | | |
| HARE-100/W/F | Walnut | | | | 0 |
| LEATHER | | | | | |
| HARE-100/W/L | Walnut | | | | 0 |



| | | | | | |
|---------------------|--------|---------|-----|-----|---|
| JERSEY Chair | | 19 1/2" | 35" | 25" | |
| | | | | | |
| FABRIC | | | | | |
| JERS-100/W/F | Walnut | | | | 0 |
| JERS-100/O/F | Oak | | | | 0 |
| LEATHER | | | | | |
| JERS-100/W/L | Walnut | | | | 0 |
| JERS-100/O/L | Oak | | | | 0 |



| | | | | | |
|---------------------|--------|-----|---------|-----|---|
| KOS Armchair | | 23" | 33 1/2" | 22" | |
| | | | | | |
| FABRIC | | | | | |
| KOS-110/W/F | Walnut | | | | 0 |
| LEATHER | | | | | |
| KOS-110/W/L | Walnut | | | | 0 |

DINING CHAIRS

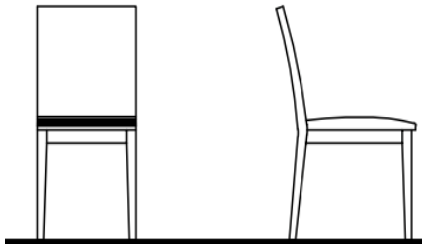
| Description | | Dimesions in Inches | | | INFO SHEET |
|-------------|--------|---------------------|---|---|------------|
| Item No. | Finish | W | H | D | |



| | | | | | |
|--------------------|--------|---------|---------|-----|---|
| KOS Chair | | 21 1/2" | 33 1/2" | 22" | |
| FABRIC | | | | | |
| KOS-100/W/F | Walnut | | | | 0 |
| LEATHER | | | | | |
| KOS-100/W/L | Walnut | | | | 0 |



| | | | | | |
|----------------------|--------|-----|---------|-----|---|
| LOLA Armchair | | 23" | 34 1/2" | 24" | |
| FABRIC | | | | | |
| LOLA-110/W/F | Walnut | | | | 0 |
| LOLA-110/O/F | Oak | | | | 0 |
| LEATHER | | | | | |
| LOLA-110/W/L | Walnut | | | | 0 |
| LOLA-110/O/L | Oak | | | | 0 |



| | | | | | |
|---------------------|--------|---------|---------|---------|---|
| LOLA Chair | | 16 1/2" | 34 1/2" | 23 1/2" | |
| FABRIC | | | | | |
| LOLA-100/W/F | Walnut | | | | 0 |
| LOLA-100/O/F | Oak | | | | 0 |
| LEATHER | | | | | |
| LOLA-100/W/L | Walnut | | | | 0 |
| LOLA-100/O/L | Oak | | | | 0 |



| | | | | | |
|------------------------|--------|---------|---------|-----|---|
| MANHATTAN Chair | | 19 1/2" | 31 1/2" | 23" | |
| FABRIC | | | | | |
| MANH-100/W/F | Walnut | | | | 0 |
| MANH-100/O/F | Oak | | | | 0 |



| | | | | | |
|---------------------|--------|--|--|--|---|
| LEATHER | | | | | |
| MANH-100/W/L | Walnut | | | | 0 |
| MANH-100/O/L | Oak | | | | 0 |

| DINING CHAIRS | Description | | Dimensions in Inches | | | INFO SHEET |
|--|---|---------------------------------------|----------------------|---------|-----|------------|
| | Item No. | Finish | W | H | D | |
|  | MOBI Chair | | 21" | 34 1/2" | 26" | |
| | FABRIC | | | | | |
| | MOBI-100/W/F | Walnut | | 0 | | |
| | MOBI-100/O/F | Oak | | 0 | | |
| | LEATHER | | | | | |
| | MOBI-100/W/L | Walnut | | 0 | | |
| MOBI-100/O/L | Oak | | 0 | | | |
|  | MONACO Armchair | | 19 1/2" | 32 1/2" | 25" | |
| | FABRIC | | | | | |
| | MONA-110/W/F | Walnut | | 0 | | |
| | MONA-110/O/F | Oak | | 0 | | |
| | LEATHER | | | | | |
| | MONA-110/W/L | Walnut | | 0 | | |
| MONA-110/O/L | Oak | | 0 | | | |
|  | OTTOMAN Armchair | | 23" | 34" | 22" | |
| | FABRIC | | | | | |
| | OTTO-110/W/F | Walnut | | 0 | | |
| | LEATHER | | | | | |
| | OTTO-110/W/L | Walnut | | 0 | | |
| |  | OTTOMAN Chair | | 21 1/2" | 34" | 22" |
| FABRIC | | | | | | |
| OTTO-100/W/F | | Walnut | | 0 | | |
| LEATHER | | | | | | |
| OTTO-100/W/L | | Walnut | | 0 | | |
|   | | RITA Armchair Metal Accents | | 23" | 35" | 25" |
| | FABRIC | | | | | |
| | RITA-110/W/F | Walnut | | 0 | | |
| | RITA-110/O/F | Oak | | 0 | | |
| | RITA-110/PW/F | Pyramid Walnut | | 0 | | |
| | LEATHER | | | | | |
| | RITA-110/W/L | Walnut | | 0 | | |
| | RITA-110/O/L | Oak | | 0 | | |
| | RITA-110/PW/L | Pyramid Walnut | | 0 | | |

| DINING CHAIRS | Description | | Dimensions in Inches | | | INFO SHEET |
|---------------|-------------|--------|----------------------|---|---|------------|
| | Item No. | Finish | W | H | D | |



| | | | | | |
|----------------------|----------------|---------|-----|-----|---|
| RITA Armchair | | 20 1/2" | 35" | 25" | |
| FABRIC | | | | | |
| RITA-100/W/F | Walnut | | | | 0 |
| RITA-100/O/F | Oak | | | | 0 |
| RITA-100/PW/F | Pyramid Walnut | | | | 0 |
| LEATHER | | | | | |
| RITA-100/W/L | Walnut | | | | 0 |
| RITA-100/O/L | Oak | | | | 0 |
| RITA-100/PW/L | Pyramid Walnut | | | | 0 |



| | | | | | |
|----------------------|--------|-----|-----|-----|---|
| ROSA Armchair | | 22" | 34" | 23" | |
| FABRIC | | | | | |
| ROSA-110/W/F | Walnut | | | | 0 |
| ROSA-110/O/F | Oak | | | | 0 |
| LEATHER | | | | | |
| ROSA-110/W/L | Walnut | | | | 0 |
| ROSA-110/O/L | Oak | | | | 0 |



| | | | | | |
|-------------------|--------|-----|-----|-----|---|
| ROSA Chair | | 20" | 34" | 23" | |
| FABRIC | | | | | |
| ROSA-100/W/F | Walnut | | | | 0 |
| ROSA-100/O/F | Oak | | | | 0 |
| LEATHER | | | | | |
| ROSA-100/W/L | Walnut | | | | 0 |
| ROSA-100/O/L | Oak | | | | 0 |




| | | | | | |
|--------------------|--------|-----|---------|-----|---|
| TROIA Chair | | 26" | 33 1/2" | 26" | |
| FABRIC | | | | | |
| TROI-100/W/F | Walnut | | | | 0 |
| TROI-100/O/F | Oak | | | | 0 |
| LEATHER | | | | | |
| TROI-100/W/L | Walnut | | | | 0 |
| TROI-100/O/L | Oak | | | | 0 |



MOBi

SIDEBOARDS

| SIDEBOARDS | Description | | Dimensions in Inches | | | INFO SHEET |
|------------|-------------|--------|----------------------|---|---|------------|
| | Item No. | Finish | W | H | D | |



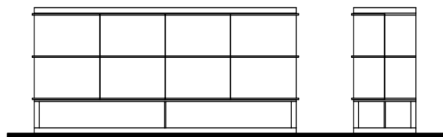
ALHAMBRA Sideboard

Metal Legs & Gold Laminate Accents (Only Color Available)
4x Doors, 1x Interior Drawer & Shelves

81 7/8" 35 1/2" 19 1/2"

| | | |
|--------------------|----------------|---|
| ALHA-250/PW | Pyramid Walnut | 0 |
| ALHA-250/WB | Walnut Burl | 0 |

| | | |
|---------------|------------------------------|---|
| DEDUCT | To Remove 1x Interior Drawer | 0 |
|---------------|------------------------------|---|




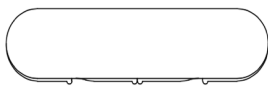
ARIA Sideboard

Wood Legs
4x Doors, 1x Interior Drawer & Shelves

82 5/8" 35 1/2" 21 1/4"

| | | |
|--------------------|----------------|---|
| ARIA-250/W | Walnut | 0 |
| ARIA-250/O | Oak | 0 |
| ARIA-250/PW | Pyramid Walnut | 0 |

| | | |
|---------------|------------------------------|---|
| DEDUCT | To Remove 1x Interior Drawer | 0 |
|---------------|------------------------------|---|



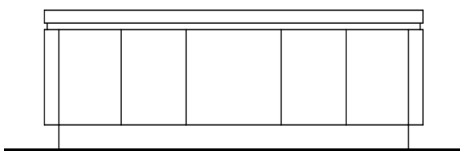
BROOKLYN Sideboard

Metal Legs & Hardware
4x Doors w/ Interior Shelves

94 1/2" 34 1/4" 21 5/8"

| | | |
|--------------------|----------------|---|
| BROO-250/W | Walnut | 0 |
| BROO-250/O | Oak | 0 |
| BROO-250/PW | Pyramid Walnut | 0 |

TEXTURED CASE /PLAIN TOP



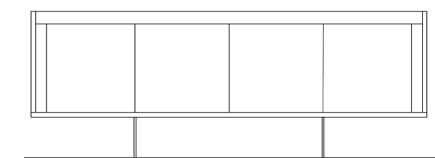
CANOE Sideboard

Laminate Metal Accent Details
4x Doors, 3x Drawers & Interior Shelves

101 1/2" 33 1/2" 19 5/8"

| | | |
|--------------------|----------------|---|
| CANO-250/W | Walnut | 0 |
| CANO-250/O | Oak | 0 |
| CANO-250/PW | Pyramid Walnut | 0 |
| CANO-250/WB | Walnut Burl | 0 |

| | | |
|---------------|------------------------------|---|
| DEDUCT | To Remove 1x Interior Drawer | 0 |
|---------------|------------------------------|---|



CANOE Sideboard

Polished Stainless Steel Legs (no other metal options)
4x Doors, 1x Drawer & Interior Shelves

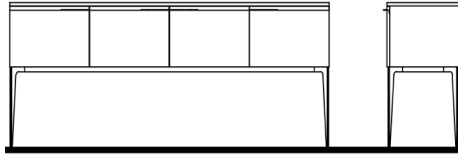
78 7/8" 31 7/8" 21 7/8"

| | | |
|--------------------|----------------|---|
| CANO-251/W | Walnut | 0 |
| CANO-251/O | Oak | 0 |
| CANO-251/PW | Pyramid Walnut | 0 |
| CANO-251/WB | Walnut Burl | 0 |

| | | |
|---------------|------------------------------|---|
| DEDUCT | To Remove 1x Interior Drawer | 0 |
|---------------|------------------------------|---|



| SIDEBOARDS | Description | | Dimensions in Inches | | | INFO SHEET |
|------------|-------------|--------|----------------------|---|---|------------|
| | Item No. | Finish | W | H | D | |



TEXTURED CASE

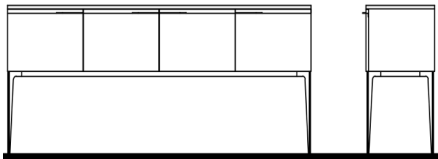
CHARM Sideboard (Textured)

Lacquer Case w/ Aluminum Legs (Brass Color Only)
4x Doors, 1x Interior Drawer & Shelves

86 5/8" 35 1/2" 20 1/2"

| | | |
|--------------------|------------------------------|---|
| CHAR-250/S | Sapelle Interior Only | 0 |
| CHAR-250/W | Walnut Interior Only | 0 |
| CHAR-250/O | Oak Interior Only | 0 |
| CHAR-250/PW | Pyramid Walnut Interior Only | 0 |

| | | |
|---------------|------------------------------|---|
| DEDUCT | To Remove 1x Interior Drawer | 0 |
|---------------|------------------------------|---|



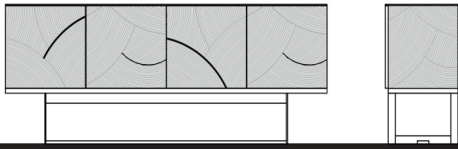
CHARM Sideboard

All Wood w/ Aluminum Legs (Brass Color Only)
4x Doors w/ Interior Drawer & Shelves


86 5/8" 35 1/2" 20 1/2"

| | | |
|--------------------|----------------|---|
| CHAR-251/S | Sapelle | 0 |
| CHAR-251/W | Walnut | 0 |
| CHAR-251/O | Oak | 0 |
| CHAR-251/PW | Pyramid Walnut | 0 |

| | | |
|---------------|------------------------------|---|
| DEDUCT | To Remove 1x Interior Drawer | 0 |
|---------------|------------------------------|---|



TEXTURED CASE & TOP



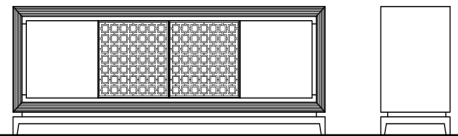
CLOUD Sideboard

Lacquer Case w/ Metal Legs
4x Doors, 1x Interior Drawer & Shelves

86 5/8" 33 1/2" 19 5/8"

| | | |
|-------------------|---------|---|
| CLOU-250/L | Lacquer | 0 |
|-------------------|---------|---|

| | | |
|---------------|------------------------------|---|
| DEDUCT | To Remove 1x Interior Drawer | 0 |
|---------------|------------------------------|---|



TEXTURED CENTER DOORS

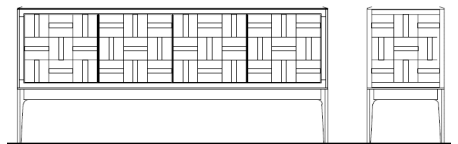
HAREM Sideboard

Wood Legs
4x Doors & Shelves

88 1/2" 33 1/2" 19 5/8"

| | | |
|-------------------|--------|---|
| HARE-250/W | Walnut | 0 |
|-------------------|--------|---|

| | | |
|--------------------|----------------|---|
| HARE-250/PW | Pyramid Walnut | 0 |
|--------------------|----------------|---|



KENTE Sideboard

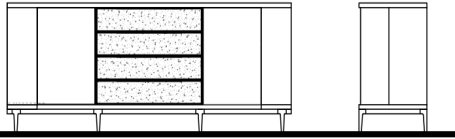
Fabric Pattern in Switch Fabric Colors w/ Wood Legs
4x Doors, 1x Interior Drawer w/ Cutlery Insert

76" 35 1/2" 18 7/8"

| | | |
|-------------------|--------|---|
| KENT-250/W | Walnut | 0 |
|-------------------|--------|---|

| | | |
|--------------------|----------------|---|
| KENT-250/PW | Pyramid Walnut | 0 |
|--------------------|----------------|---|

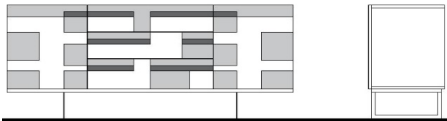
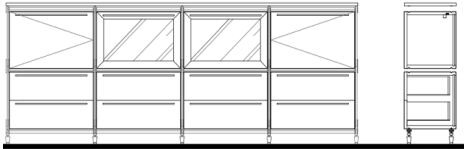
| SIDEBOARDS | Description | | Dimensions in Inches | | | INFO SHEET |
|------------|-------------|--------|----------------------|---|---|------------|
| | Item No. | Finish | W | H | D | |



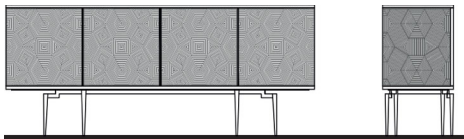
SOLID WOOD FRAME & LEGS



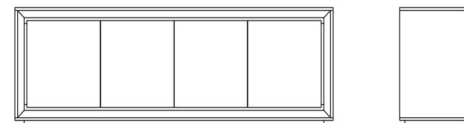
AVAILABLE WITH BLACK OR WOOD SLATS



TEXTURED FRONT



TEXTURED CASE



| | | | | |
|---|--|---------|---------|---------|
| MANHATTAN Sideboard | | | | |
| Glass or Wood Top w/ Upholstered Drawer Fronts in Switch Fabric | | | | |
| Wood Legs & Metal Hardware | | | | |
| 2x Doors, 4x Drawers & Interior Shelves | | | | |
| | | 82 1/4" | 33 1/2" | 19 5/8" |

| | | |
|----------------------|----------------|---|
| MANH-250/W/F | Walnut | 0 |
| MANH-250/O/F | Oak | 0 |
| MANH-250/PW/F | Pyramid Walnut | 0 |



| | | | | |
|--|--|---------|---------|---------|
| MOBIBEES Sideboard | | | | |
| Marble Top & Aluminum Hardware (RAL color options) | | | | |
| 2x Doors, 2x Drop- Lids & 8x Drawers | | | | |
| | | 96 1/2" | 36 5/8" | 13 3/4" |

| | | |
|-------------------|--------|---|
| MOBI-250/W | Walnut | 0 |
| MOBI-250/O | Oak | 0 |

| | | | | |
|--------------------------------|--|-----|---------|-----|
| MONDRIAN Sideboard | | | | |
| Glass Top & Lacquer Case | | | | |
| Metal Legs & Hardware | | | | |
| 4x Doors & 2x Interior Drawers | | | | |
| | | 75" | 33 1/2" | 20" |

| | | |
|--------------------|----------------|---|
| MOND-250/L | Lacquer | 0 |
| MOND-250/W | Walnut | 0 |
| MOND-250/O | Oak | 0 |
| MOND-250/PW | Pyramid Walnut | 0 |

| | | | | |
|---|--|---------|---------|---------|
| NIKEA Sideboard | | | | |
| HG Lacquer Top, Lacquer Case, Metal Legs & Hardware | | | | |
| 4x Doors & 2x Interior Drawers | | | | |
| | | 85 7/8" | 34 1/4" | 19 5/8" |

| | | |
|-------------------|-----------------------|---|
| NIKE-250/L | Lacquer Interior Only | 0 |
| NIKE-250/W | Walnut Interior Only | 0 |
| NIKE-250/O | Oak Interior Only | 0 |

| | | |
|-----------------|------------|---|
| UPCHARGE | Marble Top | 0 |
|-----------------|------------|---|

ALEXANDER BLACK OR OLIVE AVANGARDE ARE THE ONLY MARBLE OPTIONS

| | | |
|---------------|------------------------------|---|
| DEDUCT | To Remove 1x Interior Drawer | 0 |
| DEDUCT | For Ceramic Top (No Marble) | 0 |

| | | | | |
|-------------------------------------|--|-----|---------|---------|
| OSLO Sideboard | | | | |
| Lacquer Inner Trim | | | | |
| 4x Doors, Interior Drawer & Shelves | | | | |
| | | 94" | 31 7/8" | 19 5/8" |

| | | |
|--------------------|----------------|---|
| OSLO-250/W | Walnut | 0 |
| OSLO-250/O | Oak | 0 |
| OSLO-250/PW | Pyramid Walnut | 0 |

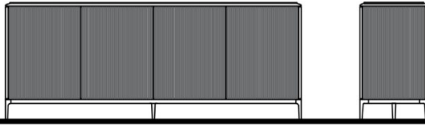
| | | |
|---------------|------------------------------|---|
| DEDUCT | To Remove 1x Interior Drawer | 0 |
|---------------|------------------------------|---|

SIDEBOARDS

| Description | | Dimensions in Inches | | | INFO SHEET |
|-------------|--------|----------------------|---|---|------------|
| Item No. | Finish | W | H | D | |

PEPE Sideboard
 Painted Metal Legs (No Shiny Options)
 4x Doors & 2x Interior Drawers

94" 31 7/8" 19 5/8"



TEXTURED CASE




| | | |
|-------------------|-------------------------------------|---|
| PEPE-250/W | Reverse Painted Glass Top w/ Walnut | 0 |
| PEPE-250/O | Reverse Painted Glass Top w/ Oak | 0 |
| PEPE-251/W | Marble Top w/ Walnut | 0 |
| PEPE-251/O | Marble Top w/ Oak | 0 |

ALEXANDER BLACK OR OLIVE AVANGARDE ARE THE ONLY MARBLE OPTIONS

| | | |
|-------------------|------------------------------|---|
| PEPE-252/W | Ceramic Top w/ Walnut | 0 |
| PEPE-252/O | Ceramic Top w/ Oak | 0 |
| DEDUCT | To Remove 1x Interior Drawer | 0 |

PERA Sideboard
 Solid Wood w/ Faux Leather Upholstered Drawer Fronts (NewKing Options)
 2x Doors & 3x Drawers

87" 36 1/2" 18"




| | | |
|-------------------|-------------------------------|---|
| PERA-250/W | Marble Top w/ Walnut | 0 |
| PERA-250/O | Marble Top w/ Oak | 0 |
| PERA-251/W | Matte Lacquered Top w/ Walnut | 0 |
| PERA-251/O | Matte Lacquered Top w/ Oak | 0 |

ALEXANDER BLACK OR OLIVE AVANGARDE ARE THE ONLY MARBLE OPTIONS

PERA Sideboard
 Solid Wood
 2x Doors & 2x Interior Shelves

59 1/2" 36 1/2" 18"

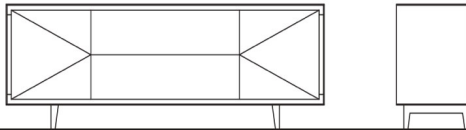


| | | |
|-------------------|-------------------------------|---|
| PERA-252/W | Marble Top w/ Walnut | 0 |
| PERA-252/O | Marble Top w/ Oak | 0 |
| PERA-253/W | Matte Lacquered Top w/ Walnut | 0 |
| PERA-253/O | Matte Lacquered Top w/ Oak | 0 |

ALEXANDER BLACK OR OLIVE AVANGARDE ARE THE ONLY MARBLE OPTIONS

PRISMA Sideboard
 Wood Feet
 2x Doors & 2x Drawers

86 5/8" 30 1/2" 19 5/8"



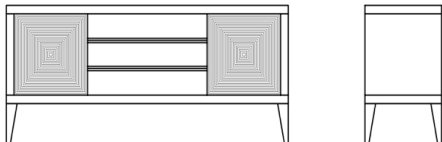
SHAPED FRONTS

| | | |
|--------------------|--------------------------------------|---|
| PRIS-250/L | Lacquer Fronts w/ Walnut or Oak Case | 0 |
| PRIS-250/W | Walnut | 0 |
| PRIS-250/O | Oak | 0 |
| PRIS-250/PW | Pyramid Walnut | 0 |

| | | |
|---------------|------------------------------|---|
| DEDUCT | To Remove 1x Interior Drawer | 0 |
|---------------|------------------------------|---|

RAJA Sideboard
 Wood Feet
 2x Doors & 3x Drawers

72 1/2" 32 1/4" 19 5/8"

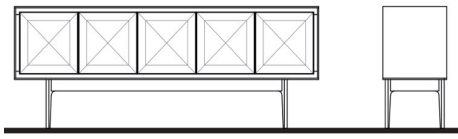


TEXTURED DOORS

| | | |
|--------------------|----------------|---|
| RAJA-250/W | Walnut | 0 |
| RAJA-250/O | Oak | 0 |
| RAJA-250/PW | Pyramid Walnut | 0 |

STANDARD: MATTE 5% SHEEN
 HIGH GLOSS ONLY AVAILABLE ON CERTAIN FINISHES; CHECK WITH OFFICE

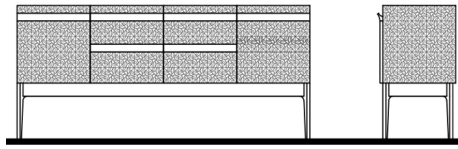
| SIDEBOARDS | Description | | Dimensions in Inches | | | INFO SHEET |
|------------|-------------|--------|----------------------|---|---|------------|
| | Item No. | Finish | W | H | D | |



REFLECT Sideboard
Fabric Pattern in Ultrasuede Colors & Wood Legs
5x Doors

94 1/2" 35 1/2" 19 5/8"

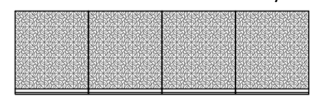
| | | |
|-------------------|--------|---|
| REFL-250/W | Walnut | 0 |
| REFL-250/O | Oak | 0 |



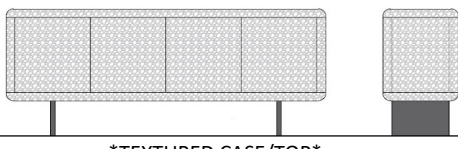
ROSA Sideboard
Wood Legs & Hardware
2x Doors & 4x Drawers

79" 33 1/2" 21 1/4"

TEXTURED CASE/TOP




| | | |
|-------------------|---------|---|
| ROSA-250/L | Lacquer | 0 |
| ROSA-250/W | Walnut | 0 |



SAHARA Sideboard
Metal Legs
4x Doors w/ Interior Shelves

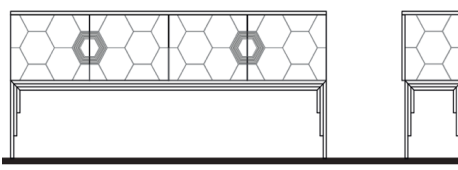
83 1/2" 35 1/2" 19 5/8"

TEXTURED CASE/TOP



| | | |
|--------------------|---|---|
| SAHA-250/L1 | Sahara Lacquers (01,03,04) or Classic RAL Lacquer | 0 |
| SAHA-250/L2 | Sahara Lacquers (02,05) | 0 |

*PLEASE NOTE: THERE IS NO WHITEWASHING IF DONE IN CLASSIC RAL LACQUER OR COLORS 02/05



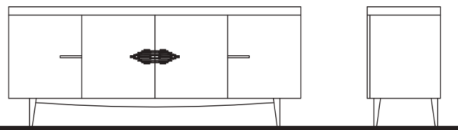
SEVILLA Sideboard
Metal Legs & Hardware
4x Doors w/ Interior Shelves

81 7/8" 35 1/2" 15 3/4"

TEXTURED CASE/TOP



| | | |
|--------------------|----------------|---|
| SEVI-250/W | Walnut | 0 |
| SEVI-250/PW | Pyramid Walnut | 0 |




SHANGHAI Sideboard
Wood Legs & Metal Hardware
4x Doors, Interior Drawer & Shelves

86 5/8" 33 1/2" 21 1/4"

| | | |
|--------------------|----------------|---|
| SHAN-250/W | Walnut | 0 |
| SHAN-250/O | Oak | 0 |
| SHAN-250/PW | Pyramid Walnut | 0 |

| | | |
|---------------|------------------------------|---|
| DEDUCT | To Remove 1x Interior Drawer | 0 |
|---------------|------------------------------|---|



TROPICANA Sideboard
Wood Legs & Metal Hardware
4x Doors, Interior Drawer & Shelves

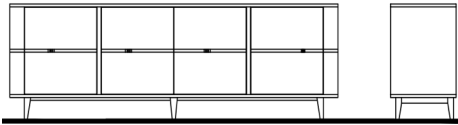
79 1/8" 35 1/2" 21 5/8"

TEXTURED DOOR FRONTS

| | | |
|--------------------|----------------|---|
| TROP-250/W | Walnut | 0 |
| TROP-250/O | Oak | 0 |
| TROP-250/PW | Pyramid Walnut | 0 |

| | | |
|---------------|------------------------------|---|
| DEDUCT | To Remove 1x Interior Drawer | 0 |
|---------------|------------------------------|---|

| SIDEBOARDS | Description | | Dimensions in Inches | | | INFO SHEET |
|------------|-------------|--------|----------------------|---|---|------------|
| | Item No. | Finish | W | H | D | |



VALENCIA Sideboard
Wood Legs
4x Doors, Interior Drawer & Shelves

98 1/2" 31 1/2" 19 5/8"

| | | |
|--------------------|----------------|---|
| VALE-250/W | Walnut | 0 |
| VALE-250/O | Oak | 0 |
| VALE-250/PW | Pyramid Walnut | 0 |

| | | |
|---------------|------------------------------|---|
| DEDUCT | To Remove 1x Interior Drawer | 0 |
|---------------|------------------------------|---|

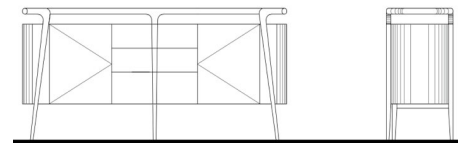


TEXTURED DOOR FRONTS

VENTURA Sideboard
Black Metal Legs (No Other Color Option)
4x Doors & 2x Drawers

86 5/8" 32 1/2" 19 5/8"

| | | |
|--------------------|----------------|---|
| VENT-250/W | Walnut | 0 |
| VENT-250/O | Oak | 0 |
| VENT-250/PW | Pyramid Walnut | 0 |

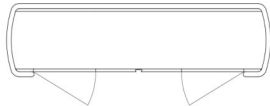


TEXTURED SIDES

VERSUS Sideboard
Solid Wood Legs
2x Doors, 3x Drawers, Interior Lighting & Shelves

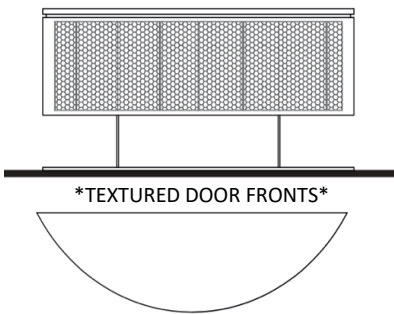
78 3/4" 36" 20"

| | | |
|-------------------|-----------------------|---|
| VERS-250/W | Ceramic Top w/ Walnut | 0 |
| VERS-250/O | Ceramic Top w/ Oak | 0 |



| | | |
|-------------------|----------------------|---|
| VERS-251/W | Marble Top w/ Walnut | 0 |
| VERS-251/O | Marble Top w/ Oak | 0 |

ALEXANDER BLACK, AGORA BEIGE OR OLIVE AVANGARDE ARE THE ONLY MARBLE OPTIONS



TEXTURED DOOR FRONTS

VISION Sideboard
Leather Top (Only Mobi Leathers - No Mastrotto) & Metal Legs
4x Doors, Interior Drawer & Shelves

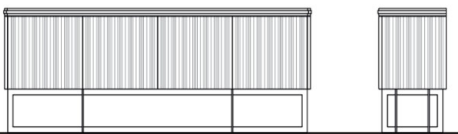
75" 35 1/2" 21 1/4"

| | | |
|-------------------|--------|---|
| VISI-250/W | Walnut | 0 |
| VISI-250/O | Oak | 0 |

| | | |
|---------------|------------------------------|---|
| DEDUCT | To Remove 1x Interior Drawer | 0 |
|---------------|------------------------------|---|

ALEXANDER BLACK OR OLIVE AVANGARDE ARE THE ONLY MARBLE OPTIONS

WOOD TOP OPTION - NO CHANGE IN PRICE



TEXTURED CASE

VISUAL Sideboard
Marble Top, Metal Legs & Accents
4x Doors

90 1/2" 33 1/2" 20"


| | | |
|-------------------|---------|---|
| VISU-250/L | Lacquer | 0 |
| VISU-250/W | Walnut | 0 |
| VISU-250/O | Oak | 0 |

ALEXANDER BLACK OR OLIVE AVANGARDE ARE THE ONLY MARBLE OPTIONS

MOBi

**VITRINES &
CABINETS**

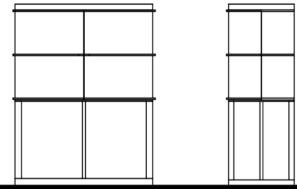
| VITRINES & CABINETS | Description | | Dimensions in Inches | | | INFO SHEET |
|---------------------|-------------|--------|----------------------|---|---|------------|
| | Item No. | Finish | W | H | D | |



TEXTURED FRONTS & SIDES

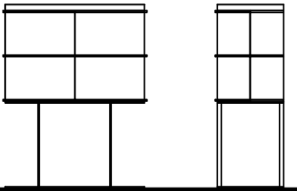
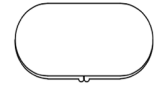
ALHAMBRA Cabinet
 Wood Legs & Lacquer Pattern Accents on Doors
 2x Doors Glass Doors, Interior Glass Shelves
 Mirrored Back
 41" 67" 16 1/2"

| | | |
|--------------------|----------------|---|
| ALHA-400/PW | Pyramid Walnut | 0 |
| ALHA-400/WB | Walnut Burl | 0 |



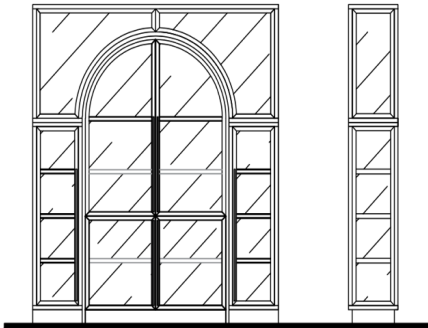
ARIA Bar Cabinet
 Wood Legs & Metal Accents
 2x Doors, Interior Glass Shelves
 1x Pull Out Shelf, Mirrored Back
 41 3/8" 49 1/4" 19 5/8"

| | | |
|--------------------|----------------|---|
| ARIA-400/W | Walnut | 0 |
| ARIA-400/O | Oak | 0 |
| ARIA-400/PW | Pyramid Walnut | 0 |




ARIA Bar Cabinet
 Metal Legs & Accents
 2x Doors, Interior Glass Shelves
 1x Pull Out Shelf, Mirrored Back
 41 3/8" 49 1/4" 19 5/8"

| | | |
|--------------------|----------------|---|
| ARIA-401/W | Walnut | 0 |
| ARIA-401/O | Oak | 0 |
| ARIA-401/PW | Pyramid Walnut | 0 |



BOLOGNA Cabinet
 Upholstered Back Panel in Switch Fabric
 6x Doors & LED Lighting
 Metal Accents
 78" 90 1/2" 15 1/2"

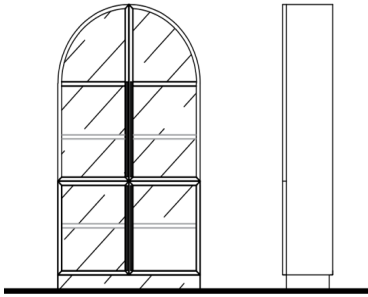
| | | |
|-------------------|--------|---|
| BOLO-400/W | Walnut | 0 |
| BOLO-400/O | Oak | 0 |



BOLOGNA Cabinet
 Upholstered Back Panel in Switch Fabric
 2x Doors & LED Lighting
 Metal Accents
 78" 90 1/2" 15 1/2"

| | | |
|-------------------|--------|---|
| BOLO-401/W | Walnut | 0 |
| BOLO-401/O | Oak | 0 |

| VITRINES & CABINETS | Description | | Dimensions in Inches | | | INFO SHEET |
|---------------------|-------------|--------|----------------------|---|---|------------|
| | Item No. | Finish | W | H | D | |

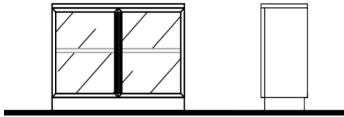


BOLOGNA Cabinet - Inner Module

Upholstered Back Panel in Switch Fabric
4x Doors & LED Lighting
Metal Accents

45" 80 1/2" 14"

| | | |
|-------------------|--------|---|
| BOLO-402/W | Walnut | 0 |
| BOLO-402/O | Oak | 0 |

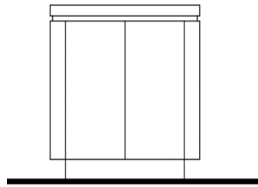


BOLOGNA Cabinet - Inner Bottom Module

Marble Top & Upholstered Back Panel in Switch Fabric
2x Doors & LED Lighting
Metal Accents

45" 32" 14"

| | | |
|-------------------|--------|---|
| BOLO-403/W | Walnut | 0 |
| BOLO-403/O | Oak | 0 |

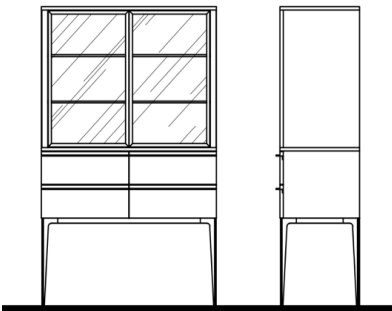
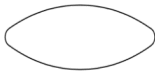


CANOE Cabinet

Laminate Metal Accent Details
2x Doors, 4x Interior Drawers

49 1/2" 51" 19"

| | | |
|--------------------|----------------|---|
| CANO-400/W | Walnut | 0 |
| CANO-400/O | Oak | 0 |
| CANO-400/PW | Pyramid Walnut | 0 |




CHARM Cabinet

Lacquer Case w/ Aluminum Legs (Brass Color Only)
2x Doors, 4x Drawers & Interior Glass Shelves

43 1/2" 67" 19 1/2"

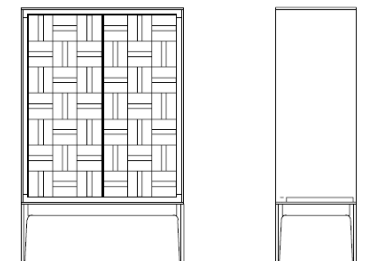
| | | |
|--------------------|------------------------------|---|
| CHAR-400/S | Sapelle Interior Only | 0 |
| CHAR-400/W | Walnut Interior Only | 0 |
| CHAR-400/O | Oak Interior Only | 0 |
| CHAR-400/PW | Pyramid Walnut Interior Only | 0 |

TEXTURED CASE



Wood Case w/ Metal Legs

| | | |
|--------------------|----------------|---|
| CHAR-401/S | Sapelle | 0 |
| CHAR-401/W | Walnut | 0 |
| CHAR-401/O | Oak | 0 |
| CHAR-401/PW | Pyramid Walnut | 0 |



KENTE Cabinet

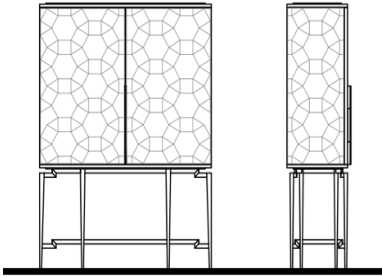
Fabric Pattern in Switch Fabric Colors w/ Wood Legs & Hardware
2x Doors, Interior Glass Shelves, Pull Out Tray

39 3/8" 61 7/8" 19 5/8"

| | | |
|-------------------|--------|---|
| KENT-400/W | Walnut | 0 |
| KENT-400/O | Oak | 0 |

VITRINES & CABINETS

| Description | | Dimensions in Inches | | | INFO SHEET |
|-------------|--------|----------------------|---|---|------------|
| Item No. | Finish | W | H | D | |

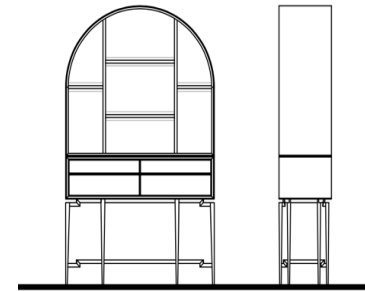


NIKEA Cabinet

Fabric Pattern in Switch Fabric Colors w/ Metal Legs & Hardware
2x Doors, 2x Interiors Drawers & LED Lighting

45" 63" 16"

| | | |
|-------------------|--------|---|
| NIKE-400/W | Walnut | 0 |
| NIKE-400/O | Oak | 0 |




NIKEA Showcase Cabinet

Wood Case, Upholstered Fabric Back & Lacquer Drawers
Metal Legs & Hardware
4 Drawers, 4x Shelves & LED Lighting

45" 63" 16"

| | | |
|-------------------|--------|---|
| NIKE-401/W | Walnut | 0 |
| NIKE-401/O | Oak | 0 |

| | | |
|-----------------|---------------------------------|---|
| UPCHARGE | Wood Drawer Fronts (No Lacquer) | 0 |
|-----------------|---------------------------------|---|



PERA High Cabinet

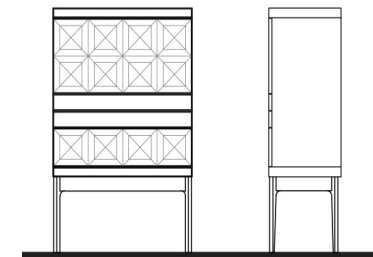
Solid Wood
2x Doors

59 1/2" 63" 18"

| | | |
|-------------------|----------------------|---|
| PERA-400/W | Marble Top w/ Walnut | 0 |
| PERA-400/O | Marble Top w/ Oak | 0 |

| | | |
|-------------------|-------------------------------|---|
| PERA-401/W | Matte Lacquered Top w/ Walnut | 0 |
| PERA-401/O | Matte Lacquered Top w/ Oak | 0 |

ALEXANDER BLACK OR OLIVE AVANGARDE ARE THE ONLY MARBLE OPTIONS

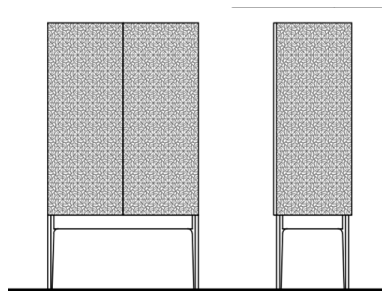


REFLECT Cabinet

Lacquer Fronts, Metal Hardware
Wooden Case & Legs
2x Doors & 3x Drawers

36" 59" 18 1/2"

| | | |
|-------------------|--------|---|
| REFL-400/W | Walnut | 0 |
| REFL-400/O | Oak | 0 |



ROSA Cabinet


Wood Legs & Hardware
2x Doors, 2x Interior Drawers, Mirrored Back
LED Lighting

39 1/2" 65 1/2" 20 1/2"

| | | |
|-------------------|------------|---|
| ROSA-400/L | Lacquer | 0 |
| ROSA-400/W | All Walnut | 0 |

TEXTURED CASE

| VITRINES & CABINETS | Description | | Dimensions in Inches | | | INFO SHEET |
|---------------------|-------------|--------|----------------------|---|---|------------|
| | Item No. | Finish | W | H | D | |


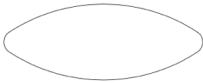


ROSALINDA Cabinet
 Metal Plinth
 2x Doors, Interior Glass Shelves, Pull Out Tray
 LED Lighting

50" 55 1/2" 19"

TEXTURED CASE

| | | |
|--------------------|-------------|---|
| ROSA-402/L | Lacquer | 0 |
| ROSA-402/WB | Walnut Burl | 0 |




TENERE Cabinet
 Metal Legs
 2x Doors, Interior Glass Shelves, Pull Out Tray
 LED Lighting

59 7/8" 59 1/2" 19 5/8"

TEXTURED CASE

| | | |
|-------------------|---------|---|
| TENE-400/L | Lacquer | 0 |
|-------------------|---------|---|



TROPICANA Cabinet
 Wood Legs & Metal Hardware
 2x Doors, Interior Glass Shelves, Pull Out Tray
 LED Lighting


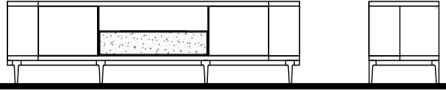


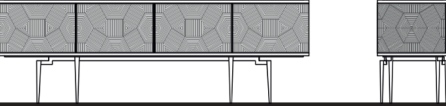
45" 53 1/2" 17 1/2"

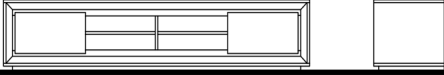



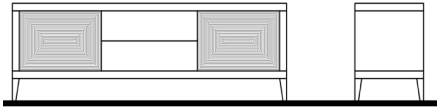



TEXTURED DOOR FRONTS

| | | |
|--------------------|----------------|---|
| TROP-400/W | Walnut | 0 |
| TROP-400/O | Oak | 0 |
| TROP-400/PW | Pyramid Walnut | 0 |

MOBi

TV UNITS

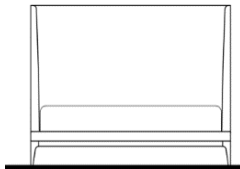

| MEDIA CABINETS | Description | | Dimensions in Inches | | | INFO SHEET |
|---|---|----------------------|----------------------|---------|---------|------------|
| | Item No. | Finish | W | H | D | |
|  <p>*TEXTURED CASE*</p> | BROOKLYN Media Cabinet Wood Plinth & Metal Hardware 2x Doors & 2x Drawers | | 94 1/2" | 17 1/2" | 21 5/8" | |
| | BROO-300/W | Walnut | | | | 0 |
| | BROO-300/O | Oak | | | | 0 |
| | BROO-300/PW | Pyramid Walnut | | | | 0 |
|  <p>*AVAILABLE WITH BLACK OR WOOD SLATS*</p> | MANHATTAN Media Cabinet Glass Top & Upholstered Drawer Front in Switch Fabric Wood Legs & Metal Hardware 2x Doors & 1x Drawer | | 82 1/4" | 21" | 19 5/8" | |
| | MANH-300/W | Walnut | | | | 0 |
| | MANH-300/O | Oak | | | | 0 |
| | MANH-300/PW | Pyramid Walnut | | | | 0 |
|  | MANHATTAN Low Cabinet Glass Top Wood Legs, Metal Hardware & LED Light 6x Glass Doors | | 96" | 24" | 17 1/2" | |
| | MANH-301/W | Walnut | | | | 0 |
| | MANH-301/O | Oak | | | | 0 |
| | MANH-301/PW | Pyramid Walnut | | | | 0 |
|  | MONDRIAN Media Cabinet 2x Doors & 1x Drawer Metal Legs & Hardware | | 75 1/8" | 19 5/8" | 20" | |
| | MOND-300/L | Lacquer | | | | 0 |
| | MOND-300/W | Walnut | | | | 0 |
| | MOND-300/O | Oak | | | | 0 |
| | MOND-300/PW | Pyramid Walnut | | | | 0 |
|  | NIKEA Media Cabinet Glass Top & Lacquer Case Metal Legs & Hardware 4x Doors & 2x Interior Drawers | | 86" | 26 1/2" | 19 5/8" | |
| | NIKE-300/W | Walnut Interior Only | | | | 0 |
| | UPCHARGE | Marble Top | | | | 0 |
| | DEDUCT | Ceramic Top | | | | 0 |

| MEDIA CABINETS | Description | | Dimensions in Inches | | | INFO SHEET |
|--|------------------------------|----------------|----------------------|---------|---------|------------|
| | Item No. | Finish | W | H | D | |
|   | OSLO Media Cabinet | | 94 1/2" | 19 1/2" | 21 1/2" | |
| | Lacquer Inner Trim | | | | | |
| | 2x Doors | | | | | |
| | | | | | | |
| OSLO-300/W | | Walnut | | | | 0 |
| OSLO-300/O | | Oak | | | | 0 |
| OSLO-300/PW | | Pyramid Walnut | | | | 0 |
|  *TEXTURED FRONT*  | OTTOMAN Media Cabinet | | 111 1/2" | 23 1/2" | 23 1/2" | |
| | Wood Feet | | | | | |
| | 4x Sliding Doors | | | | | |
| | | | | | | |
| OTTO-300/W | | Walnut | | | | 0 |
| OTTO-300/PW | | Pyramid Walnut | | | | 0 |
|  *TEXTURED FRONT*  | RAJA Media Cabinet | | 78 1/2" | 25 1/2" | 19 5/8" | |
| | Wood Feet | | | | | |
| | 2x Doors & 2x Drawers | | | | | |
| | | | | | | |
| RAJA-300/W | | Walnut | | | | 0 |
| RAJA-300/O | | Oak | | | | 0 |
| RAJA-300/PW | | Pyramid Walnut | | | | 0 |
|  *TEXTURED FRONT*  | VENTURA Media Cabinet | | 86 5/8" | 25 1/2" | 19 5/8" | |
| | 2x Doors & 2x Drawers | | | | | |
| | Metal Legs | | | | | |
| | | | | | | |
| VENT-300/W | | Walnut | | | | 0 |
| VENT-300/O | | Oak | | | | 0 |
| VENT-300/PW | | Pyramid Walnut | | | | 0 |

MOBI

BEDS

| BEDS | Description | | Dimensions in Inches | | | INFO SHEET |
|------|-------------|--------|----------------------|---|---|------------|
| | Item No. | Finish | W | H | D | |



CLOUD Queen Size Bed

Upholstered Headboard/ Bedframe
Bedframe /Feet in Wood

66 1/2" 49" 88 1/2"

| FABRIC | | | |
|--------------|--------|--|---|
| CLOU-599/W/F | Walnut | | 0 |
| CLOU-599/O/F | Oak | | 0 |

| LEATHER | | | |
|--------------|--------|--|---|
| CLOU-599/W/L | Walnut | | 0 |
| CLOU-599/O/L | Oak | | 0 |

CLOUD King Size Bed

Upholstered Headboard/ Bedframe
Bedframe /Feet in Wood

82 1/2" 49" 88 1/2"

| FABRIC | | | |
|--------------|--------|--|---|
| CLOU-600/W/F | Walnut | | 0 |
| CLOU-600/O/F | Oak | | 0 |

| LEATHER | | | |
|--------------|--------|--|---|
| CLOU-600/W/L | Walnut | | 0 |
| CLOU-600/O/L | Oak | | 0 |

CLOUD California King Size Bed

Upholstered Headboard/ Bedframe
Bedframe /Feet in Wood

78 1/2" 49" 93"

| FABRIC | | | |
|--------------|--------|--|---|
| CLOU-601/W/F | Walnut | | 0 |
| CLOU-601/O/F | Oak | | 0 |

| LEATHER | | | |
|--------------|--------|--|---|
| CLOU-601/W/L | Walnut | | 0 |
| CLOU-601/O/L | Oak | | 0 |

| BEDS | Description | | Dimensions in Inches | | | INFO SHEET |
|------|-------------|--------|----------------------|---|---|------------|
| | Item No. | Finish | W | H | D | |

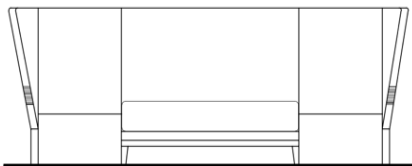


FLORIDA Queen Size Bed

Upholstered Headboard/ Bedframe

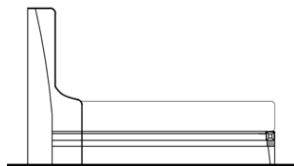
Bedframe /Feet in Wood

139" 51" 88 1/2"



| FABRIC | | | | |
|--------------|--------|--|--|---|
| FLOR-599/W/F | Walnut | | | 0 |
| FLOR-599/O/F | Oak | | | 0 |

| LEATHER | | | | |
|--------------|--------|--|--|---|
| FLOR-599/W/L | Walnut | | | 0 |
| FLOR-599/O/L | Oak | | | 0 |



FLORIDA King Size Bed

Upholstered Headboard/ Bedframe

Bedframe /Feet in Wood

154 1/2" 51" 88 1/2"

| FABRIC | | | | |
|--------------|--------|--|--|---|
| FLOR-600/W/F | Walnut | | | 0 |
| FLOR-600/O/F | Oak | | | 0 |

| LEATHER | | | | |
|--------------|--------|--|--|---|
| FLOR-600/W/L | Walnut | | | 0 |
| FLOR-600/O/L | Oak | | | 0 |

FLORIDA California King Size Bed

Upholstered Headboard/ Bedframe


Bedframe /Feet in Wood

151" 51" 93"

| FABRIC | | | | |
|--------------|--------|--|--|---|
| FLOR-601/W/F | Walnut | | | 0 |
| FLOR-601/O/F | Oak | | | 0 |

| LEATHER | | | | |
|--------------|--------|--|--|---|
| FLOR-601/W/L | Walnut | | | 0 |
| FLOR-601/O/L | Oak | | | 0 |

| BEDS | Description | | Dimensions in Inches | | | INFO SHEET |
|------|-------------|--------|----------------------|---|---|------------|
| | Item No. | Finish | W | H | D | |



HAREM Queen Size Bed

Upholstered Headboard/ Bedframe
Wood Feet

76" 43 1/2" 90 1/2"

| FABRIC | | | |
|--------------|--------|--|---|
| HARE-599/W/F | Walnut | | 0 |
| HARE-599/O/F | Oak | | 0 |

| LEATHER | | | |
|--------------|--------|--|---|
| HARE-599/W/L | Walnut | | 0 |
| HARE-599/O/L | Oak | | 0 |

HAREM King Size Bed

Upholstered Headboard/ Bedframe
Wood Feet

86 1/4" 43 1/2" 90 1/2"

| FABRIC | | | |
|--------------|--------|--|---|
| HARE-600/W/F | Walnut | | 0 |
| HARE-600/O/F | Oak | | 0 |

| LEATHER | | | |
|--------------|--------|--|---|
| HARE-600/W/L | Walnut | | 0 |
| HARE-600/O/L | Oak | | 0 |

HAREM California King Size Bed

Upholstered Headboard/ Bedframe
Wood Feet

82 3/8" 43 1/2" 94 1/2"

| FABRIC | | | |
|--------------|--------|--|---|
| HARE-601/W/F | Walnut | | 0 |
| HARE-601/O/F | Oak | | 0 |

| LEATHER | | | |
|--------------|--------|--|---|
| HARE-601/W/L | Walnut | | 0 |
| HARE-601/O/L | Oak | | 0 |

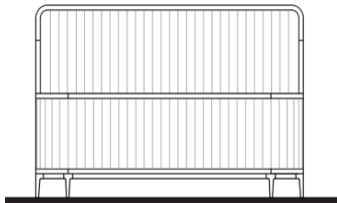
| BEDS | Description | | Dimensions in Inches | | | INFO SHEET |
|------|-------------|--------|----------------------|---|---|------------|
| | Item No. | Finish | W | H | D | |



MANHATTAN Queen Size Bed

Upholstered Headboard/ Side Rails/ High Footboard
Wood Trim on Headboard/High Footboard /Feet

69" 47" 87 1/2"



| FABRIC | | | | |
|--------------|--------|--|--|---|
| MANH-596/W/F | Walnut | | | 0 |
| MANH-596/O/F | Oak | | | 0 |
| LEATHER | | | | |
| MANH-596/W/L | Walnut | | | 0 |
| MANH-596/O/L | Oak | | | 0 |

MANHATTAN King Size Bed

Upholstered Headboard/ Side Rails/ High Footboard
Wood Trim on Headboard/High Footboard /Feet

84 1/2" 47" 87 1/2"



| FABRIC | | | | |
|--------------|--------|--|--|---|
| MANH-597/W/F | Walnut | | | 0 |
| MANH-597/O/F | Oak | | | 0 |
| LEATHER | | | | |
| MANH-597/W/L | Walnut | | | 0 |
| MANH-597/O/L | Oak | | | 0 |

MANHATTAN California King Size Bed

Upholstered Headboard/ Side Rails/ High Footboard
Wood Trim on Headboard/High Footboard /Feet

80 1/2" 47" 94"

| FABRIC | | | | |
|--------------|--------|--|--|---|
| MANH-598/W/F | Walnut | | | 0 |
| MANH-598/O/F | Oak | | | 0 |
| LEATHER | | | | |
| MANH-598/W/L | Walnut | | | 0 |
| MANH-598/O/L | Oak | | | 0 |

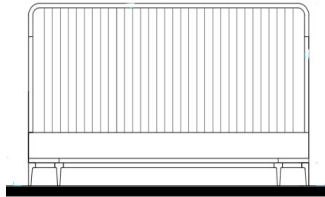
| BEDS | Description | | Dimensions in Inches | | | INFO SHEET |
|------|-------------|--------|----------------------|---|---|------------|
| | Item No. | Finish | W | H | D | |



MANHATTAN Queen Size Bed (No High Footboard)

Upholstered Headboard/ Bedframe
Headboard Trim /Feet in Wood

69" 47" 87 1/2"



| FABRIC | | | | |
|--------------|--------|--|--|---|
| MANH-599/W/F | Walnut | | | 0 |
| MANH-599/O/F | Oak | | | 0 |

| LEATHER | | | | |
|--------------|--------|--|--|---|
| MANH-599/W/L | Walnut | | | 0 |
| MANH-599/O/L | Oak | | | 0 |

MANHATTAN King Size Bed (No High Footboard)

Upholstered Headboard/ Bedframe
Headboard Trim /Feet in Wood

84 1/2" 47" 87 1/2"



| FABRIC | | | | |
|--------------|--------|--|--|---|
| MANH-600/W/F | Walnut | | | 0 |
| MANH-600/O/F | Oak | | | 0 |

| LEATHER | | | | |
|--------------|--------|--|--|---|
| MANH-600/W/L | Walnut | | | 0 |
| MANH-600/O/L | Oak | | | 0 |

MANHATTAN California King Size Bed (No High Footboard)


Upholstered Headboard/ Bedframe
Headboard Trim /Feet in Wood

80 1/2" 47" 94"

| FABRIC | | | | |
|--------------|--------|--|--|---|
| MANH-601/W/F | Walnut | | | 0 |
| MANH-601/O/F | Oak | | | 0 |

| LEATHER | | | | |
|--------------|--------|--|--|---|
| MANH-601/W/L | Walnut | | | 0 |
| MANH-601/O/L | Oak | | | 0 |

| BEDS | Description | | Dimensions in Inches | | | INFO SHEET |
|------|-------------|--------|----------------------|---|---|------------|
| | Item No. | Finish | W | H | D | |



NEXT Queen Size Bed

All Wood

64" 43 1/2" 87 1/2"

| | | |
|--------------------|----------------|---|
| NEXT-599/W | Walnut | 0 |
| NEXT-599/O | Oak | 0 |
| NEXT-599/PW | Pyramid Walnut | 0 |



NEXT King Size Bed

All Wood

80" 43 1/2" 87 1/2"

| | | |
|--------------------|----------------|---|
| NEXT-600/W | Walnut | 0 |
| NEXT-600/O | Oak | 0 |
| NEXT-600/PW | Pyramid Walnut | 0 |

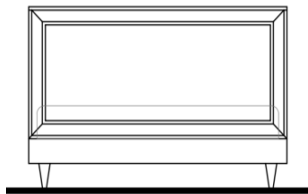

NEXT California King Size Bed

All Wood

76" 43 1/2" 91 1/2"

| | | |
|--------------------|----------------|---|
| NEXT-601/W | Walnut | 0 |
| NEXT-601/O | Oak | 0 |
| NEXT-601/PW | Pyramid Walnut | 0 |

| BEDS | Description | | Dimensions in Inches | | | INFO SHEET |
|------|-------------|--------|----------------------|---|---|------------|
| | Item No. | Finish | W | H | D | |



OSLO Queen Size Bed

Upholstered Headboard
 Headboard Trim in Wood/Lacquer w/ Bedframe /Feet in Wood 65" 43 1/2" 84 1/2"

| FABRIC | | | |
|---------------|----------------|--|---|
| OSLO-599/W/F | Walnut | | 0 |
| OSLO-599/O/F | Oak | | 0 |
| OSLO-599/PW/F | Pyramid Walnut | | 0 |

| LEATHER | | | |
|---------------|----------------|--|---|
| OSLO-599/W/L | Walnut | | 0 |
| OSLO-599/O/L | Oak | | 0 |
| OSLO-599/PW/L | Pyramid Walnut | | 0 |

OSLO King Size Bed

Upholstered Headboard
 Headboard Trim in Wood/Lacquer w/ Bedframe /Feet in Wood 80 1/2" 43 1/2" 84 1/2"

| FABRIC | | | |
|---------------|----------------|--|---|
| OSLO-600/W/F | Walnut | | 0 |
| OSLO-600/O/F | Oak | | 0 |
| OSLO-600/PW/F | Pyramid Walnut | | 0 |

| LEATHER | | | |
|---------------|----------------|--|---|
| OSLO-600/W/L | Walnut | | 0 |
| OSLO-600/O/L | Oak | | 0 |
| OSLO-600/PW/L | Pyramid Walnut | | 0 |

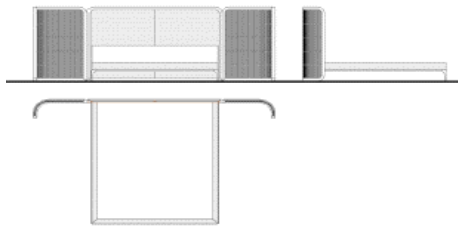
OSLO California King Size Bed

Upholstered Headboard
 Headboard Trim in Wood/Lacquer w/ Bedframe /Feet in Wood 77" 43 1/2" 88 1/2"

| FABRIC | | | |
|---------------|----------------|--|---|
| OSLO-601/W/F | Walnut | | 0 |
| OSLO-601/O/F | Oak | | 0 |
| OSLO-601/PW/F | Pyramid Walnut | | 0 |

| LEATHER | | | |
|---------------|----------------|--|---|
| OSLO-601/W/L | Walnut | | 0 |
| OSLO-601/O/L | Oak | | 0 |
| OSLO-601/PW/L | Pyramid Walnut | | 0 |

| BEDS | Description | | Dimensions in Inches | | | INFO SHEET |
|------|-------------|--------|----------------------|---|---|------------|
| | Item No. | Finish | W | H | D | |



PERA Queen Size Bed

Upholstered Headboard

Headboard Trim/ Bedframe/ Side Panels / Feet in Solid Wood

125" 47 1/2" 82"

FABRIC

| | | |
|---------------------|--------|---|
| PERA-599/W/F | Walnut | 0 |
| PERA-599/O/F | Oak | 0 |

LEATHER

| | | |
|---------------------|--------|---|
| PERA-599/W/L | Walnut | 0 |
| PERA-599/O/L | Oak | 0 |

PERA King Size Bed

Upholstered Headboard

Headboard Trim/ Bedframe/ Side Panels / Feet in Solid Wood

140 1/2" 47 1/2" 82"

FABRIC

| | | |
|---------------------|--------|---|
| PERA-600/W/F | Walnut | 0 |
| PERA-600/O/F | Oak | 0 |

LEATHER

| | | |
|---------------------|--------|---|
| PERA-600/W/L | Walnut | 0 |
| PERA-600/O/L | Oak | 0 |

PERA California King Size Bed

Upholstered Headboard

Headboard Trim/ Bedframe/ Side Panels / Feet in Solid Wood

136 1/2" 47 1/2" 86"

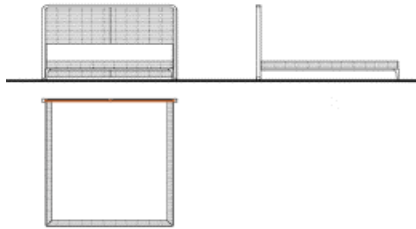
FABRIC

| | | |
|---------------------|--------|---|
| PERA-601/W/F | Walnut | 0 |
| PERA-601/O/F | Oak | 0 |

LEATHER

| | | |
|---------------------|--------|---|
| PERA-601/W/L | Walnut | 0 |
| PERA-601/O/L | Oak | 0 |

| BEDS | Description | | Dimensions in Inches | | | INFO SHEET |
|------|-------------|--------|----------------------|---|---|------------|
| | Item No. | Finish | W | H | D | |



PERA Queen Size Bed

Upholstered Headboard
 Headboard Trim/ Bedframe/ Side Panels / Feet in Solid Wood
 65" 47 1/2" 82"

| FABRIC | | | |
|--------------|--------|--|---|
| PERA-602/W/F | Walnut | | 0 |
| PERA-602/O/F | Oak | | 0 |

| LEATHER | | | |
|--------------|--------|--|---|
| PERA-602/W/L | Walnut | | 0 |
| PERA-602/O/L | Oak | | 0 |

PERA King Size Bed

Upholstered Headboard
 Headboard Trim/ Bedframe/ Side Panels / Feet in Solid Wood
 80 1/2" 47 1/2" 82"

| FABRIC | | | |
|--------------|--------|--|---|
| PERA-603/W/F | Walnut | | 0 |
| PERA-603/O/F | Oak | | 0 |


| LEATHER | | | |
|--------------|--------|--|---|
| PERA-603/W/L | Walnut | | 0 |
| PERA-603/O/L | Oak | | 0 |

PERA California King Size Bed

Upholstered Headboard
 Headboard Trim/ Bedframe/ Side Panels / Feet in Solid Wood
 76 1/2" 47 1/2" 86"

| FABRIC | | | |
|--------------|--------|--|---|
| PERA-604/W/F | Walnut | | 0 |
| PERA-604/O/F | Oak | | 0 |

| LEATHER | | | |
|--------------|--------|--|---|
| PERA-604/W/L | Walnut | | 0 |
| PERA-604/O/L | Oak | | 0 |



PERA Headboard Panel

Solid Wood
 30" 47 1/2" 12 1/2"

| | | | |
|------------|--------|--|---|
| PERA-605/L | Walnut | | 0 |
| PERA-605/R | Oak | | 0 |

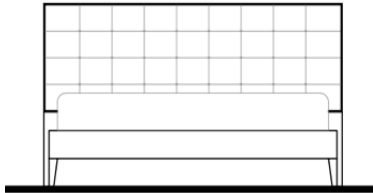
| BEDS | Description | | Dimensions in Inches | | | INFO SHEET |
|------|-------------|--------|----------------------|---|---|------------|
| | Item No. | Finish | W | H | D | |



PRISMA Queen Size Bed


Upholstered Headboard
Headboard Trim/ Bedframe/ Feet in Wood

67 1/2" 38 1/2" 87 1/2"



| FABRIC | | | | |
|----------------|----------------|--|--|---|
| PRISM-599/W/F | Walnut | | | 0 |
| PRISM-599/O/F | Oak | | | 0 |
| PRISM-599/PW/F | Pyramid Walnut | | | 0 |

| LEATHER | | | | |
|----------------|----------------|--|--|---|
| PRISM-599/W/L | Walnut | | | 0 |
| PRISM-599/O/L | Oak | | | 0 |
| PRISM-599/PW/L | Pyramid Walnut | | | 0 |



PRISMA King Size Bed

Upholstered Headboard
Headboard Trim/ Bedframe/ Feet in Wood

83" 38 1/2" 87 1/2"

| FABRIC | | | | |
|----------------|----------------|--|--|---|
| PRISM-600/W/F | Walnut | | | 0 |
| PRISM-600/O/F | Oak | | | 0 |
| PRISM-600/PW/F | Pyramid Walnut | | | 0 |

| LEATHER | | | | |
|----------------|----------------|--|--|---|
| PRISM-600/W/L | Walnut | | | 0 |
| PRISM-600/O/L | Oak | | | 0 |
| PRISM-600/PW/L | Pyramid Walnut | | | 0 |

PRISMA California King Size Bed


Upholstered Headboard
Headboard Trim/ Bedframe/ Feet in Wood

79" 38 1/2" 91 1/2"

| FABRIC | | | | |
|----------------|----------------|--|--|---|
| PRISM-601/W/F | Walnut | | | 0 |
| PRISM-601/O/F | Oak | | | 0 |
| PRISM-601/PW/F | Pyramid Walnut | | | 0 |

| LEATHER | | | | |
|----------------|----------------|--|--|---|
| PRISM-601/W/L | Walnut | | | 0 |
| PRISM-601/O/L | Oak | | | 0 |
| PRISM-601/PW/L | Pyramid Walnut | | | 0 |

| BEDS | Description | | Dimensions in Inches | | | INFO SHEET |
|------|-------------|--------|----------------------|---|---|------------|
| | Item No. | Finish | W | H | D | |



RAJA Queen Size Bed

Upholstered Headboard
Headboard Trim/ Bedframe/ Feet in Wood

67 1/2" 38 1/2" 87 1/2"

| FABRIC | | | |
|---------------|----------------|--|---|
| RAJA-599/W/F | Walnut | | 0 |
| RAJA-599/O/F | Oak | | 0 |
| RAJA-599/PW/F | Pyramid Walnut | | 0 |

| LEATHER | | | |
|---------------|----------------|--|---|
| RAJA-599/W/L | Walnut | | 0 |
| RAJA-599/O/L | Oak | | 0 |
| RAJA-599/PW/L | Pyramid Walnut | | 0 |

RAJA King Size Bed

Upholstered Headboard
Headboard Trim/ Bedframe/ Feet in Wood

83" 38 1/2" 87 1/2"

| FABRIC | | | |
|---------------|----------------|--|---|
| RAJA-600/W/F | Walnut | | 0 |
| RAJA-600/O/F | Oak | | 0 |
| RAJA-600/PW/F | Pyramid Walnut | | 0 |

| LEATHER | | | |
|---------------|----------------|--|---|
| RAJA-600/W/L | Walnut | | 0 |
| RAJA-600/O/L | Oak | | 0 |
| RAJA-600/PW/L | Pyramid Walnut | | 0 |

RAJA California King Size Bed

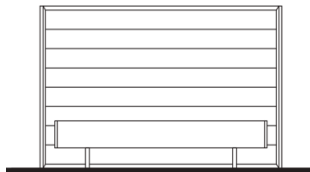
Upholstered Headboard
Headboard Trim/ Bedframe/ Feet in Wood

79" 38 1/2" 91 1/2"

| FABRIC | | | |
|---------------|----------------|--|---|
| RAJA-601/W/F | Walnut | | 0 |
| RAJA-601/O/F | Oak | | 0 |
| RAJA-601/PW/F | Pyramid Walnut | | 0 |

| LEATHER | | | |
|---------------|----------------|--|---|
| RAJA-601/W/L | Walnut | | 0 |
| RAJA-601/O/L | Oak | | 0 |
| RAJA-601/PW/L | Pyramid Walnut | | 0 |

| BEDS | Description | | Dimensions in Inches | | | INFO SHEET |
|------|-------------|--------|----------------------|---|---|------------|
| | Item No. | Finish | W | H | D | |



TOULON Queen Size Bed

Upholstered Headboard
Headboard Trim /Bedframe in Wood

71 1/2" 47" 82 1/2"

| FABRIC | | | | |
|--------------|--------|--|--|---|
| TOUL-599/W/F | Walnut | | | 0 |
| TOUL-599/O/F | Oak | | | 0 |

| LEATHER | | | | |
|--------------|--------|--|--|---|
| TOUL-599/W/L | Walnut | | | 0 |
| TOUL-599/O/L | Oak | | | 0 |



TOULON King Size Bed

Upholstered Headboard
Headboard Trim /Bedframe in Wood

87 1/2" 47" 82 1/2"

| FABRIC | | | | |
|--------------|--------|--|--|---|
| TOUL-600/W/F | Walnut | | | 0 |
| TOUL-600/O/F | Oak | | | 0 |

| LEATHER | | | | |
|--------------|--------|--|--|---|
| TOUL-600/W/L | Walnut | | | 0 |
| TOUL-600/O/L | Oak | | | 0 |

TOULON California King Size Bed


Upholstered Headboard
Headboard Trim /Bedframe in Wood

83 1/2" 47" 87"

| FABRIC | | | | |
|--------------|--------|--|--|---|
| TOUL-601/W/F | Walnut | | | 0 |
| TOUL-601/O/F | Oak | | | 0 |

| LEATHER | | | | |
|--------------|--------|--|--|---|
| TOUL-601/W/L | Walnut | | | 0 |
| TOUL-601/O/L | Oak | | | 0 |

| BEDS | Description | | Dimensions in Inches | | | INFO SHEET |
|------|-------------|--------|----------------------|---|---|------------|
| | Item No. | Finish | W | H | D | |



TULIP Queen Size Bed

Upholstered Headboard
 Headboard Trim& Accent /Bedframe / Feet in Wood
 73 1/2" 43 1/2" 82 1/2"

| FABRIC | | | | |
|--------------|--------|--|--|---|
| TULI-599/W/F | Walnut | | | 0 |
| TULI-599/O/F | Oak | | | 0 |
| LEATHER | | | | |
| TULI-599/W/L | Walnut | | | 0 |
| TULI-599/O/L | Oak | | | 0 |

TULIP King Size Bed

Upholstered Headboard
 Headboard Trim& Accent /Bedframe / Feet in Wood
 89 1/2" 43 1/2" 82 1/2"

| FABRIC | | | | |
|--------------|--------|--|--|---|
| TULI-600/W/F | Walnut | | | 0 |
| TULI-600/O/F | Oak | | | 0 |
| LEATHER | | | | |
| TULI-600/W/L | Walnut | | | 0 |
| TULI-600/O/L | Oak | | | 0 |

TULIP California King Size Bed

Upholstered Headboard
 Headboard Trim& Accent /Bedframe / Feet in Wood
 85 1/2" 43 1/2" 87"

| FABRIC | | | | |
|--------------|--------|--|--|---|
| TULI-601/W/F | Walnut | | | 0 |
| TULI-601/O/F | Oak | | | 0 |
| LEATHER | | | | |
| TULI-601/W/L | Walnut | | | 0 |
| TULI-601/O/L | Oak | | | 0 |

| BEDS | Description | | Dimensions in Inches | | | INFO SHEET |
|------|-------------|--------|----------------------|---|---|------------|
| | Item No. | Finish | W | H | D | |



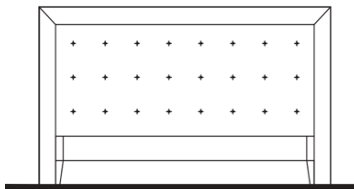
VALENCIA Queen Size Bed

Upholstered Headboard
Headboard Trim/ Bedframe/ Feet in Wood

73" 43 1/2" 82 1/2"

| FABRIC | | | |
|---------------|----------------|--|---|
| VALE-599/W/F | Walnut | | 0 |
| VALE-599/O/F | Oak | | 0 |
| VALE-599/PW/F | Pyramid Walnut | | 0 |

| LEATHER | | | |
|---------------|----------------|--|---|
| VALE-599/W/L | Walnut | | 0 |
| VALE-599/O/L | Oak | | 0 |
| VALE-599/PW/L | Pyramid Walnut | | 0 |



VALENCIA King Size Bed

Upholstered Headboard
Headboard Trim/ Bedframe/ Feet in Wood

89" 43 1/2" 82 1/2"

| FABRIC | | | |
|---------------|----------------|--|---|
| VALE-600/W/F | Walnut | | 0 |
| VALE-600/O/F | Oak | | 0 |
| VALE-600/PW/F | Pyramid Walnut | | 0 |

| LEATHER | | | |
|---------------|----------------|--|---|
| VALE-600/W/L | Walnut | | 0 |
| VALE-600/O/L | Oak | | 0 |
| VALE-600/PW/L | Pyramid Walnut | | 0 |

VALENCIA California King Size Bed

Upholstered Headboard
Headboard Trim/ Bedframe/ Feet in Wood

85" 43 1/2" 91 1/2"

| FABRIC | | | |
|---------------|----------------|--|---|
| VALE-601/W/F | Walnut | | 0 |
| VALE-601/O/F | Oak | | 0 |
| VALE-601/PW/F | Pyramid Walnut | | 0 |

| LEATHER | | | |
|---------------|----------------|--|---|
| VALE-601/W/L | Walnut | | 0 |
| VALE-601/O/L | Oak | | 0 |
| VALE-601/PW/L | Pyramid Walnut | | 0 |


| BEDS | Description | | Dimensions in Inches | | | INFO SHEET |
|------|-------------|--------|----------------------|---|---|------------|
| | Item No. | Finish | W | H | D | |



VERSA Queen Size Bed

Upholstered Headboard
 Headboard Trim/ Bedframe in Wood
 Feet in Metal

65 1/2" 50" 89 1/2"



| FABRIC | | | | |
|----------------|----------------|--|--|---|
| VERSA-596/W/F | Walnut | | | 0 |
| VERSA-596/O/F | Oak | | | 0 |
| VERSA-596/PW/F | Pyramid Walnut | | | 0 |

| LEATHER | | | | |
|----------------|----------------|--|--|---|
| VERSA-596/W/L | Walnut | | | 0 |
| VERSA-596/O/L | Oak | | | 0 |
| VERSA-596/PW/L | Pyramid Walnut | | | 0 |

VERSA King Size Bed

Upholstered Headboard
 Headboard Trim/ Bedframe in Wood
 Feet in Metal

81 1/2" 50" 89 1/2"



| FABRIC | | | | |
|----------------|----------------|--|--|---|
| VERSA-597/W/F | Walnut | | | 0 |
| VERSA-597/O/F | Oak | | | 0 |
| VERSA-597/PW/F | Pyramid Walnut | | | 0 |

| LEATHER | | | | |
|----------------|----------------|--|--|---|
| VERSA-597/W/L | Walnut | | | 0 |
| VERSA-597/O/L | Oak | | | 0 |
| VERSA-597/PW/L | Pyramid Walnut | | | 0 |

VERSA California King Size Bed

Upholstered Headboard
 Headboard Trim/ Bedframe in Wood
 Feet in Metal

77 1/2" 50" 93 1/2"

| FABRIC | | | | |
|----------------|----------------|--|--|---|
| VERSA-598/W/F | Walnut | | | 0 |
| VERSA-598/O/F | Oak | | | 0 |
| VERSA-598/PW/F | Pyramid Walnut | | | 0 |

| LEATHER | | | | |
|----------------|----------------|--|--|---|
| VERSA-598/W/L | Walnut | | | 0 |
| VERSA-598/O/L | Oak | | | 0 |
| VERSA-598/PW/L | Pyramid Walnut | | | 0 |

| BEDS | Description | | Dimensions in Inches | | | INFO SHEET |
|------|-------------|--------|----------------------|---|---|------------|
| | Item No. | Finish | W | H | D | |



VERSA PLUS Queen Size Bed

Upholstered Headboard / Bedframe
Headboard Accent/ Bedframe/Feet in Wood

135" 51" 89 1/2"

| FABRIC | | | |
|---------------|--------|--|---|
| VERSA-599/W/F | Walnut | | 0 |
| VERSA-599/O/F | Oak | | 0 |

| LEATHER | | | |
|---------------|--------|--|---|
| VERSA-599/W/L | Walnut | | 0 |
| VERSA-599/O/L | Oak | | 0 |

VERSA PLUS King Size Bed

Upholstered Headboard / Bedframe
Headboard Accent/ Bedframe/Feet in Wood

151" 51" 89 1/2"

| FABRIC | | | |
|---------------|--------|--|---|
| VERSA-600/W/F | Walnut | | 0 |
| VERSA-600/O/F | Oak | | 0 |

| LEATHER | | | |
|---------------|--------|--|---|
| VERSA-600/W/L | Walnut | | 0 |
| VERSA-600/O/L | Oak | | 0 |

VERSA PLUS California King Size Bed

Upholstered Headboard / Bedframe
Headboard Accent/ Bedframe/Feet in Wood

147" 51" 93 1/2"

| FABRIC | | | |
|---------------|--------|--|---|
| VERSA-601/W/F | Walnut | | 0 |
| VERSA-601/O/F | Oak | | 0 |

| LEATHER | | | |
|---------------|--------|--|---|
| VERSA-601/W/L | Walnut | | 0 |
| VERSA-601/O/L | Oak | | 0 |

| BEDS | Description | | Dimensions in Inches | | | INFO SHEET |
|------|-------------|--------|----------------------|---|---|------------|
| | Item No. | Finish | W | H | D | |



VERSUS Queen Size Bed

Upholstered Headboard
Headboard Accent/ Bedframe/Feet in Wood

| | | | | | |
|---------------------|--------|---------|-----|-----|---|
| | | 69 1/2" | 49" | 89" | |
| FABRIC | | | | | |
| VERS-599/W/F | Walnut | | | | 0 |
| VERS-599/O/F | Oak | | | | 0 |
| LEATHER | | | | | |
| VERS-599/W/L | Walnut | | | | 0 |
| VERS-599/O/L | Oak | | | | 0 |

VERSUS King Size Bed

Upholstered Headboard / Bedframe
Headboard Accent/ Bedframe/Feet in Wood

| | | | | | |
|---------------------|--------|---------|-----|-----|---|
| | | 85 1/2" | 49" | 89" | |
| FABRIC | | | | | |
| VERS-600/W/F | Walnut | | | | 0 |
| VERS-600/O/F | Oak | | | | 0 |
| LEATHER | | | | | |
| VERS-600/W/L | Walnut | | | | 0 |
| VERS-600/O/L | Oak | | | | 0 |

VERSUS California King Size Bed

Upholstered Headboard / Bedframe
Headboard Accent/ Bedframe/Feet in Wood

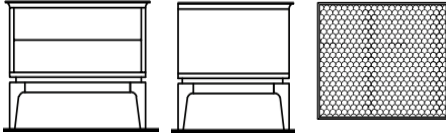
| | | | | | |
|---------------------|--------|---------|-----|---------|---|
| | | 81 1/2" | 49" | 93 1/2" | |
| FABRIC | | | | | |
| VERS-601/W/F | Walnut | | | | 0 |
| VERS-601/O/F | Oak | | | | 0 |
| LEATHER | | | | | |
| VERS-601/W/L | Walnut | | | | 0 |
| VERS-601/O/L | Oak | | | | 0 |

MOBI

**NIGHTSTANDS,
DRESSERS &
HIGH CHESTS**

NIGHTSTAND, DRESSER & TALL CHEST

| Description | | Dimensions in Inches | | | INFO SHEET |
|-------------|--------|----------------------|---|---|------------|
| Item No. | Finish | W | H | D | |




TEXTURED TOP

CLOUD Nightstand
Lacquer Top w/ Body & Feet in Wood
2x Drawers

25 1/2" 20 1/2" 20 1/2"

| | | |
|--------------------|----------------|---|
| CLOU-650/W | Walnut | 0 |
| CLOU-650/O | Oak | 0 |
| CLOU-650/PW | Pyramid Walnut | 0 |

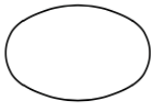
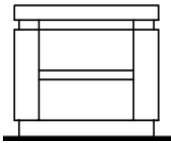


TEXTURED TOP

CLOUD Dresser
Lacquer Top w/ Body & Feet in Wood
4x Drawers

39 1/2" 35 1/2" 21 5/8"

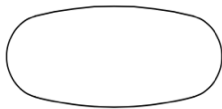
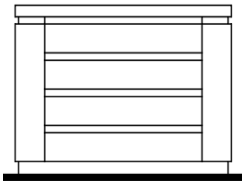
| | | |
|--------------------|----------------|---|
| CLOU-700/W | Walnut | 0 |
| CLOU-700/O | Oak | 0 |
| CLOU-700/PW | Pyramid Walnut | 0 |



FLORIDA Nightstand
Laminate Metal Accent Details
2x Drawers

25 1/2" 21 1/2" 15 1/2"

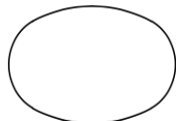
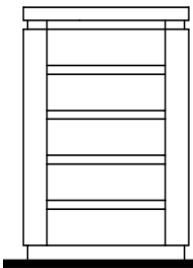
| | | |
|-------------------|--------|---|
| FLOR-650/W | Walnut | 0 |
| FLOR-650/O | Oak | 0 |



FLORIDA Dresser
Laminate Metal Accent Details
4x Drawers

50" 35 1/2" 21 1/2"

| | | |
|-------------------|--------|---|
| FLOR-700/W | Walnut | 0 |
| FLOR-700/O | Oak | 0 |



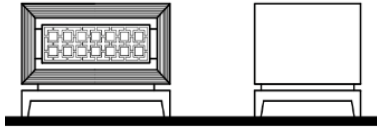
FLORIDA High Chest
Laminate Metal Accent Details
5x Drawers

32 1/2" 45 1/2" 20 1/2"

| | | |
|-------------------|--------|---|
| FLOR-800/W | Walnut | 0 |
| FLOR-800/O | Oak | 0 |

NIGHTSTAND, DRESSER & TALL CHEST

| Description | | Dimensions in Inches | | | INFO SHEET |
|-------------|--------|----------------------|---|---|------------|
| Item No. | Finish | W | H | D | |

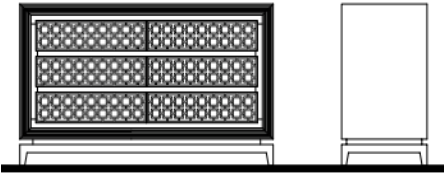


TEXTURED FRONTS

HAREM Nightstand
1x Drawer

27 1/2" 19 1/2" 19 1/2"

| | | |
|--------------------|----------------|---|
| HARE-650/W | Walnut | 0 |
| HARE-650/PW | Pyramid Walnut | 0 |

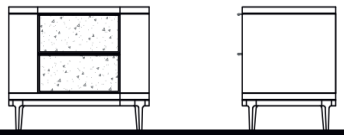


TEXTURED FRONTS

HAREM Dresser
6x Drawers

58 1/2" 36" 19 1/2"

| | | |
|--------------------|----------------|---|
| HARE-700/W | Walnut | 0 |
| HARE-700/PW | Pyramid Walnut | 0 |




MANHATTAN Nightstand

Lacquer Sides, Fabric Upholstered Top & Drawer Fronts in Switch Fabric or Faux Leather
Wood Top Trim & Legs
2x Drawers

29 1/2" 23 1/2" 19 1/2"

| | | |
|----------------------|----------------|---|
| MANH-650/W/F | Walnut | 0 |
| MANH-650/O/F | Oak | 0 |
| MANH-650/PW/F | Pyramid Walnut | 0 |

CAN BE PRODUCED W/ WOOD TOP - NO CHANGE IN PRICE



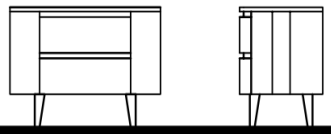
MANHATTAN Dresser

Lacquer Sides, Fabric Upholstered Top & Drawer Fronts in Switch Fabric or Faux Leather
Wood Top Trim & Legs
4x Drawers

43 1/2" 35 1/2" 19 1/2"

| | | |
|----------------------|----------------|---|
| MANH-700/W/F | Walnut | 0 |
| MANH-700/O/F | Oak | 0 |
| MANH-700/PW/F | Pyramid Walnut | 0 |

CAN BE PRODUCED W/ WOOD TOP - NO CHANGE IN PRICE

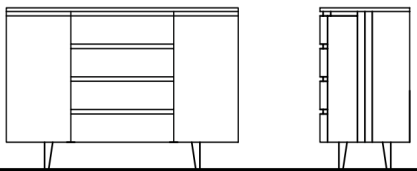


NEXT Nightstand

2x Drawers

30" 21 5/8" 16 1/2"

| | | |
|--------------------|----------------|---|
| NEXT-650/W | Walnut | 0 |
| NEXT-650/O | Oak | 0 |
| NEXT-650/PW | Pyramid Walnut | 0 |



NEXT Dresser

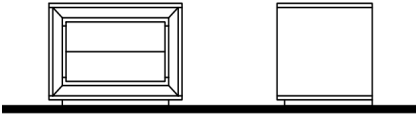
4x Drawers

52 3/8" 35 1/2" 21 5/8"

| | | |
|--------------------|----------------|---|
| NEXT-700/W | Walnut | 0 |
| NEXT-700/O | Oak | 0 |
| NEXT-700/PW | Pyramid Walnut | 0 |

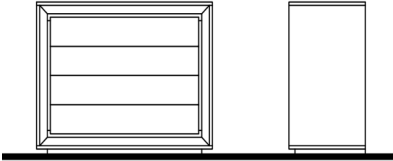
NIGHTSTAND, DRESSER & TALL CHEST

| Description | | Dimensions in Inches | | | INFO SHEET |
|-------------|--------|----------------------|---|---|------------|
| Item No. | Finish | W | H | D | |



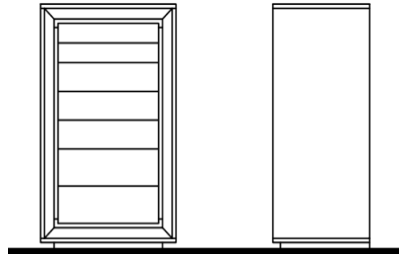
| | | | | | |
|--|--|---------|---------|---------|--|
| OSLO Nightstand Lacquer Inner Trim 2x Drawers | | 27 1/2" | 19 1/2" | 19 1/2" | |
|--|--|---------|---------|---------|--|

| | | |
|--------------------|----------------|---|
| OSLO-650/W | Walnut | 0 |
| OSLO-650/O | Oak | 0 |
| OSLO-650/PW | Pyramid Walnut | 0 |



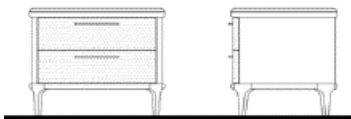
| | | | | | |
|---|--|---------|---------|---------|--|
| OSLO Dresser Lacquer Inner Trim 4x Drawers | | 45 1/2" | 35 1/2" | 19 1/2" | |
|---|--|---------|---------|---------|--|

| | | |
|--------------------|----------------|---|
| OSLO-700/W | Walnut | 0 |
| OSLO-700/O | Oak | 0 |
| OSLO-700/PW | Pyramid Walnut | 0 |



| | | | | | |
|--|--|---------|---------|---------|--|
| OSLO High Chest Lacquer Inner Trim 7x Drawers | | 27 1/2" | 45 1/2" | 19 1/2" | |
|--|--|---------|---------|---------|--|

| | | |
|--------------------|----------------|---|
| OSLO-800/W | Walnut | 0 |
| OSLO-800/O | Oak | 0 |
| OSLO-800/PW | Pyramid Walnut | 0 |

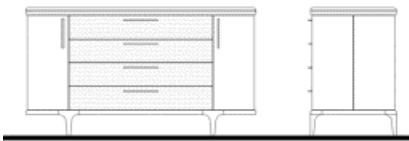


| | | | | | |
|--|--|---------|---------|-----|--|
| PERA Nightstand 2x Drawers with Faux Leather Upholstered Fronts (Limited Faux Options) Sides/Back in Lacquer w/ Wood Feet | | 25 1/2" | 23 1/2" | 20" | |
|--|--|---------|---------|-----|--|

| | | |
|-------------------|----------------------|---|
| PERA-650/W | Marble Top w/ Walnut | 0 |
| PERA-650/O | Marble Top w/ Oak | 0 |

| | | |
|-------------------|-------------------------------|---|
| PERA-651/W | Matte Lacquered Top w/ Walnut | 0 |
| PERA-651/O | Matte Lacquered Top w/ Oak | 0 |

ALEXANDER BLACK OR OLIVE AVANGARDE ARE THE ONLY MARBLE OPTIONS



| | | | | | |
|--|--|-----|---------|---------|--|
| PERA Dresser 2x Doors & 4x Drawers with Faux Leather Upholstered Fronts (Limited Faux Options) Sides/Back in Lacquer w/ Wood Feet | | 55" | 36 1/2" | 20 1/2" | |
|--|--|-----|---------|---------|--|

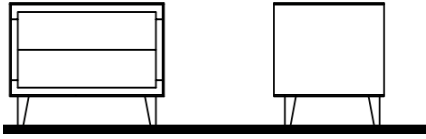
| | | |
|-------------------|----------------------|---|
| PERA-700/W | Marble Top w/ Walnut | 0 |
| PERA-700/O | Marble Top w/ Oak | 0 |

| | | |
|-------------------|-------------------------------|---|
| PERA-701/W | Matte Lacquered Top w/ Walnut | 0 |
| PERA-701/O | Matte Lacquered Top w/ Oak | 0 |

ALEXANDER BLACK OR OLIVE AVANGARDE ARE THE ONLY MARBLE OPTIONS

NIGHTSTAND, DRESSER & TALL CHEST

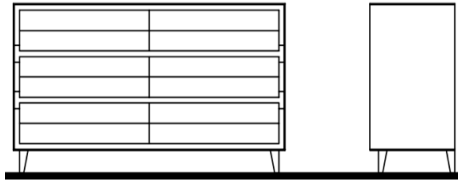
| Description | | Dimensions in Inches | | | INFO SHEET |
|-------------|--------|----------------------|---|---|------------|
| Item No. | Finish | W | H | D | |



SHAPED FRONTS

| | | | | | |
|--|--|---------|---------|---------|--|
| PRISMA Nightstand 2x Drawers | | 27 1/2" | 19 1/2" | 19 1/2" | |
|--|--|---------|---------|---------|--|

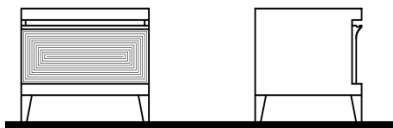
| | | | | | |
|--------------------|----------------|--|--|--|---|
| PRIS-650/W | Walnut | | | | 0 |
| PRIS-650/O | Oak | | | | 0 |
| PRIS-650/PW | Pyramid Walnut | | | | 0 |



SHAPED FRONTS

| | | | | | |
|-------------------------------------|--|---------|---------|---------|--|
| PRISMA Dresser 6x Drawers | | 62 1/2" | 35 1/2" | 19 1/2" | |
|-------------------------------------|--|---------|---------|---------|--|

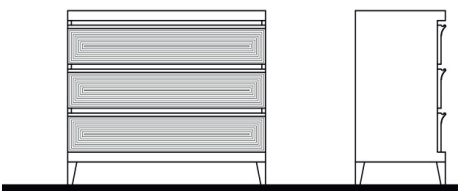
| | | | | | |
|--------------------|----------------|--|--|--|---|
| PRIS-700/W | Walnut | | | | 0 |
| PRIS-700/O | Oak | | | | 0 |
| PRIS-700/PW | Pyramid Walnut | | | | 0 |



TEXTURED FRONTS

| | | | | | |
|-------------------------------------|--|---------|---------|---------|--|
| RAJA Nightstand 1x Drawer | | 23 1/2" | 19 1/2" | 19 1/2" | |
|-------------------------------------|--|---------|---------|---------|--|

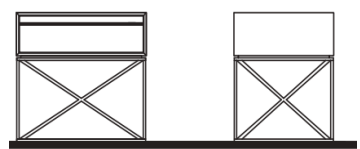
| | | | | | |
|--------------------|----------------|--|--|--|---|
| RAJA-650/W | Walnut | | | | 0 |
| RAJA-650/O | Oak | | | | 0 |
| RAJA-650/PW | Pyramid Walnut | | | | 0 |



TEXTURED FRONTS

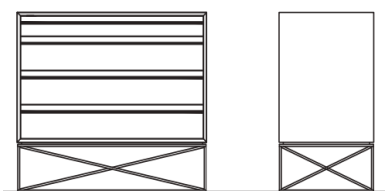
| | | | | | |
|-----------------------------------|--|---------|---------|---------|--|
| RAJA Dresser 4x Drawers | | 43 1/2" | 35 1/2" | 19 1/2" | |
|-----------------------------------|--|---------|---------|---------|--|

| | | | | | |
|--------------------|----------------|--|--|--|---|
| RAJA-700/W | Walnut | | | | 0 |
| RAJA-700/O | Oak | | | | 0 |
| RAJA-700/PW | Pyramid Walnut | | | | 0 |



| | | | | | |
|---|--|---------|---------|---------|--|
| TOULON Nightstand Metal Legs 1x Drawer | | 25 1/2" | 23 1/2" | 19 1/2" | |
|---|--|---------|---------|---------|--|

| | | | | | |
|-------------------|--------|--|--|--|---|
| TOUL-650/W | Walnut | | | | 0 |
| TOUL-650/O | Oak | | | | 0 |

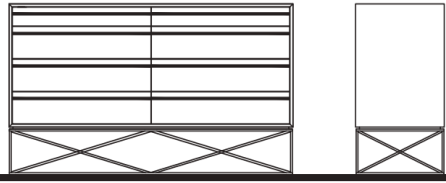


| | | | | | |
|---|--|---------|---------|---------|--|
| TOULON Dresser Metal Legs 4x Drawers | | 39 1/2" | 35 1/2" | 19 1/2" | |
|---|--|---------|---------|---------|--|

| | | | | | |
|-------------------|--------|--|--|--|---|
| TOUL-700/W | Walnut | | | | 0 |
| TOUL-700/O | Oak | | | | 0 |

NIGHTSTAND, DRESSER & TALL CHEST

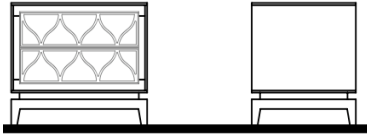
| Description | | Dimensions in Inches | | | INFO SHEET |
|-------------|--------|----------------------|---|---|------------|
| Item No. | Finish | W | H | D | |



TOULON Double Dresser
Metal Legs
8x Drawers

63" 35 1/2" 19 1/2"

| | | |
|-------------------|--------|---|
| TOUL-701/W | Walnut | 0 |
| TOUL-701/O | Oak | 0 |

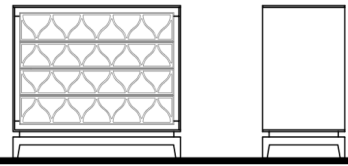


TEXTURED FRONTS

TULIP Nightstand
1x Drawer

25 1/2" 22" 19 1/2"

| | | |
|--------------------|----------------|---|
| TULI-650/W | Walnut | 0 |
| TULI-650/O | Oak | 0 |
| TULI-650/PW | Pyramid Walnut | 0 |

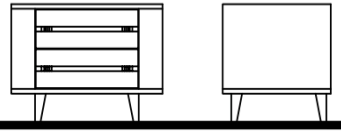


TEXTURED FRONTS

TULIP Dresser
4x Drawers

40" 34 1/2" 19 1/2"

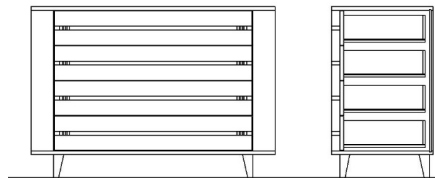
| | | |
|--------------------|----------------|---|
| TULI-700/W | Walnut | 0 |
| TULI-700/O | Oak | 0 |
| TULI-700/PW | Pyramid Walnut | 0 |



VALENCIA Nightstand
1x Drawer

27 1/2" 19 1/2" 19 1/2"

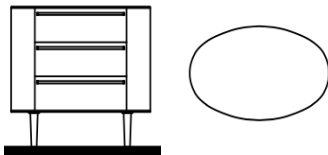
| | | |
|--------------------|----------------|---|
| VALE-650/W | Walnut | 0 |
| VALE-650/O | Oak | 0 |
| VALE-650/PW | Pyramid Walnut | 0 |



VALENCIA Dresser
4x Drawers

47" 35 1/2" 19 1/2"

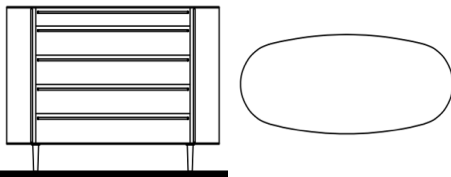
| | | |
|--------------------|----------------|---|
| VALE-700/W | Walnut | 0 |
| VALE-700/O | Oak | 0 |
| VALE-700/PW | Pyramid Walnut | 0 |



VERSA Nightstand
Metal Legs
2x Drawers

25 1/2" 23 1/2" 15 1/2"

| | | |
|---------------------|----------------|---|
| VERSA-650/W | Walnut | 0 |
| VERSA-650/O | Oak | 0 |
| VERSA-650/PW | Pyramid Walnut | 0 |



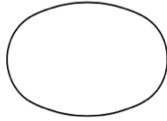
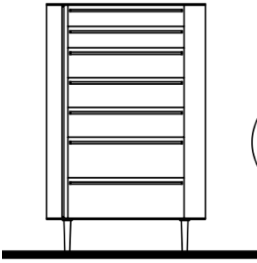
VERSA Dresser
Metal Legs
4x Drawers & 2x Doors

49 1/2" 35 1/2" 21 1/2"

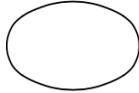
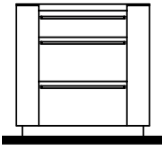
| | | |
|---------------------|----------------|---|
| VERSA-700/W | Walnut | 0 |
| VERSA-700/O | Oak | 0 |
| VERSA-700/PW | Pyramid Walnut | 0 |

NIGHTSTAND, DRESSER & TALL CHEST

| Description | | Dimensions in Inches | | | INFO SHEET |
|-------------|--------|----------------------|---|---|------------|
| Item No. | Finish | W | H | D | |

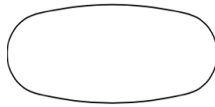


| | | | | | |
|-------------------------------------|----------------|---------|---------|-----|---|
| VERSA High Chest | | | | | |
| Metal Legs 4x Drawers & 2x Doors | | 32 1/2" | 45 1/2" | 21" | |
| VERSA-800/W | Walnut | | | | 0 |
| VERSA-800/O | Oak | | | | 0 |
| VERSA-800/PW | Pyramid Walnut | | | | 0 |



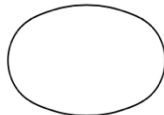
| | | | | | |
|--|----------------|---------|---------|---------|---|
| VERSA PLUS Nightstand | | | | | |
| Lacquer Top & Metal Plinth 2x Drawers | | 25 1/2" | 23 1/2" | 15 1/2" | |
| VERSA-651/W | Walnut | | | | 0 |
| VERSA-651/O | Oak | | | | 0 |
| VERSA-651/PW | Pyramid Walnut | | | | 0 |

WOOD TOP AVAILABLE AT SAME PRICE



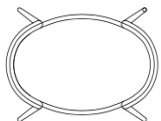
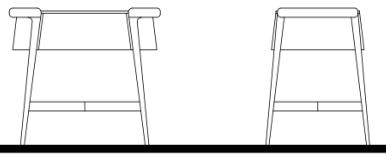
| | | | | | |
|--|----------------|---------|---------|---------|---|
| VERSA PLUS Dresser | | | | | |
| Lacquer Top & Metal Plinth 5x Drawers | | 49 1/2" | 35 1/2" | 21 1/2" | |
| VERSA-701/W | Walnut | | | | 0 |
| VERSA-701/O | Oak | | | | 0 |
| VERSA-701/PW | Pyramid Walnut | | | | 0 |

WOOD TOP AVAILABLE AT SAME PRICE



| | | | | | |
|--|----------------|---------|---------|-----|---|
| VERSA PLUS High Chest | | | | | |
| Lacquer Top & Metal Plinth 7x Drawers | | 32 1/2" | 45 1/2" | 21" | |
| VERSA-801/W | Walnut | | | | 0 |
| VERSA-801/O | Oak | | | | 0 |
| VERSA-801/PW | Pyramid Walnut | | | | 0 |

WOOD TOP AVAILABLE AT SAME PRICE

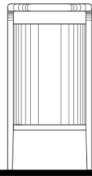
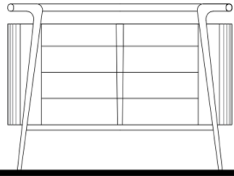


| | | | | | |
|--------------------------|-----------------------|---------|-----|---------|---|
| VERSUS Nightstand | | | | | |
| 2x Drawers | | 28 1/2" | 23" | 19 1/2" | |
| VERS-650/W | Ceramic Top w/ Walnut | | | | 0 |
| VERS-650/O | Ceramic Top w/ Oak | | | | 0 |
| VERS-651/W | Marble Top w/ Walnut | | | | 0 |
| VERS-651/O | Marble Top w/ Oak | | | | 0 |

ALEXANDER BLACK, AGORA BEIGE OR OLIVE AVANGARDE ARE THE ONLY MARBLE OPTIONS

NIGHTSTAND, DRESSER & TALL CHEST

| Description | | Dimesions in Inches | | | INFO SHEET |
|-------------|--------|---------------------|---|---|------------|
| Item No. | Finish | W | H | D | |



VERSUS Dresser
5x Drawers

53" 36" 19 1/2"

| | | |
|-------------------|-----------------------|---|
| VERS-700/W | Ceramic Top w/ Walnut | 0 |
| VERS-700/O | Ceramic Top w/ Oak | 0 |
| VERS-701/W | Marble Top w/ Walnut | 0 |
| VERS-701/O | Marble Top w/ Oak | 0 |

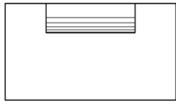
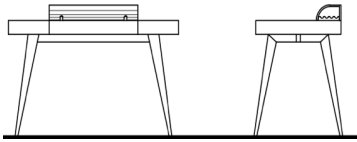


ALEXANDER BLACK, AGORA BEIGE OR OLIVE AVANGARDE ARE THE ONLY MARBLE OPTIONS

MOBI

DESKS

| DESKS | Description | | Dimensions in Inches | | | INFO SHEET |
|-------|-------------|--------|----------------------|---|---|------------|
| | Item No. | Finish | W | H | D | |

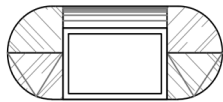
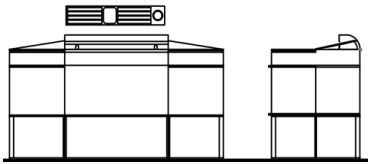


APRIL Desk

Top Storage Compartment & Wire Management
1x Drawer

51" 33 1/2" 26 1/2"

| | | |
|--------------------|----------------|---|
| APRI-500/W | Walnut | 0 |
| APRI-500/O | Oak | 0 |
| APRI-500/PW | Pyramid Walnut | 0 |

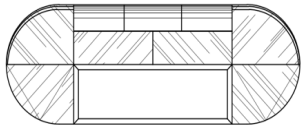
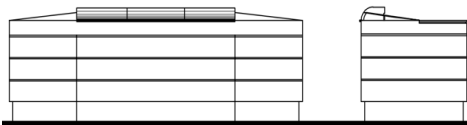


ARIA Desk

Metal Legs & Accents, Upholstered Leather Top Pad (Only Mobi Leathers - No Mastrotto)
3x Storage Compartments on Desk Top & Wire Management
1x Drawer & 2x Doors

61" 34" 25"

| | | |
|--------------------|----------------|---|
| ARIA-500/W | Walnut | 0 |
| ARIA-500/O | Oak | 0 |
| ARIA-500/PW | Pyramid Walnut | 0 |

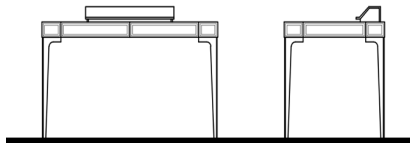


ARIA Executive Desk

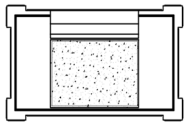
Metal Legs & Accents, Upholstered Leather Top Pad (Only Mobi Leathers - No Mastrotto)
3x Storage Compartments on Desk Top & Wire Management
8x Drawers

98 1/2" 34" 35 1/2"

| | | |
|--------------------|----------------|---|
| ARIA-501/W | Walnut | 0 |
| ARIA-501/O | Oak | 0 |
| ARIA-501/PW | Pyramid Walnut | 0 |



TEXTURED SIDES

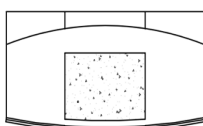
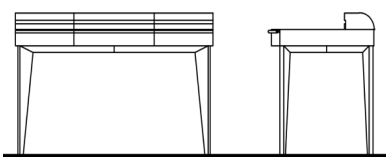


CASTLE Desk

Metal Legs, Lacquer Accents, Upholstered Leather Top Pad (Only Mobi Leathers - No Mastrotto)
Top Storage Compartment & Wire Management
2x Drawers

51" 34" 29 1/2"

| | | |
|--------------------|----------------|---|
| CAST-500/W | Walnut | 0 |
| CAST-500/O | Oak | 0 |
| CAST-500/PW | Pyramid Walnut | 0 |



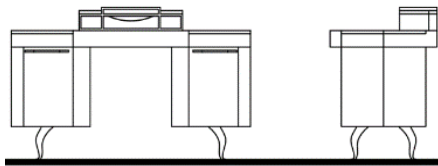
CORONA Desk

Metal Legs & Accents, Upholstered Leather Top Pad (Only Mobi Leathers - No Mastrotto)
Top Storage Compartment
1x Drawer

53" 34" 27 1/2"

| | | |
|--------------------|----------------|---|
| CORO-500/W | Walnut | 0 |
| CORO-500/O | Oak | 0 |
| CORO-500/PW | Pyramid Walnut | 0 |

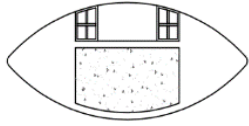
| DESKS | Description | | Dimensions in Inches | | | INFO SHEET |
|-------|-------------|--------|----------------------|---|---|------------|
| | Item No. | Finish | W | H | D | |



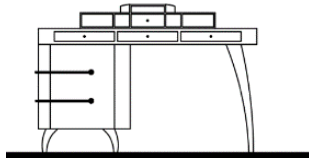
NEXT Desk

Metal Legs & Accents, Upholstered Leather Top Pad (Only Mobi Leathers - No Mastrotto)
 3x Storage Compartments on Desk Top
 2x Doors & 1x Drawer

62" 36" 27 1/2"



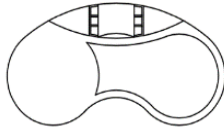
| | | |
|--------------------|----------------|---|
| NEXT-500/W | Walnut | 0 |
| NEXT-500/O | Oak | 0 |
| NEXT-500/PW | Pyramid Walnut | 0 |



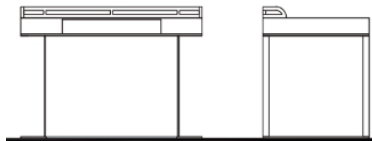
RHAPSODY Desk

Top Storage Compartment & Upholstered Leather Top Pad (Only Mobi Leathers - No Mastrotto)
 3x Drawers & 1x Door

57" 36 1/2" 30"



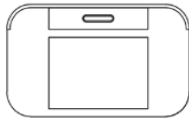
| | | |
|--------------------|----------------|---|
| RHAP-500/W | Walnut | 0 |
| RHAP-500/O | Oak | 0 |
| RHAP-500/PW | Pyramid Walnut | 0 |



STOCKHOLM Desk

Metal Legs & Upholstered Leather Top Pad (Only Mobi Leathers - No Mastrotto)
 Top Storage Compartment & Wire Management

47" 33 1/2" 27 1/2"

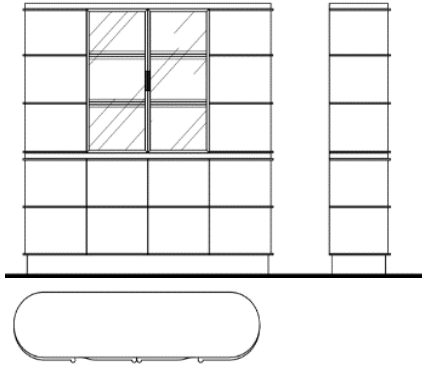


| | | |
|--------------------|----------------|---|
| STOC-500/W | Walnut | 0 |
| STOC-500/O | Oak | 0 |
| STOC-500/PW | Pyramid Walnut | 0 |

MOBi

LIBRARY

| LIBRARY | Description | | Dimensions in Inches | | | INFO SHEET |
|---------|-------------|--------|----------------------|---|---|------------|
| | Item No. | Finish | W | H | D | |




ARIA Library

Metal Handle & Accents
8x Doors

82 1/2" 82 1/2" 19 1/2"

| | | |
|--------------------|----------------|---|
| ARIA-510/W | Walnut | 0 |
| ARIA-510/O | Oak | 0 |
| ARIA-510/PW | Pyramid Walnut | 0 |




GIANT Library

2x Sliding Doors in Upholstered Fronts in Ultrasuede (Switch Fabric) w/ MOM Design

172 1/2" 108 1/2" 21 1/2"

| | | |
|-------------------|--------|---|
| GIAN-510/W | Walnut | 0 |
| GIAN-510/O | Oak | 0 |

ALL WOOD FRONTS (NO UPHOLSTERED FRONTS) AVAILABLE -- SAME PRICE

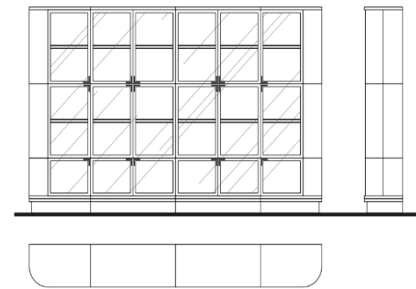


MANHATTAN Library - Composition #1A

Metal Handle & Accents
18x Doors, LED Lights

174 7/8" 85 1/2" 17 1/2"

| | | |
|--------------------|----------------|---|
| MANH-512/W | Walnut | 0 |
| MANH-512/O | Oak | 0 |
| MANH-512/PW | Pyramid Walnut | 0 |

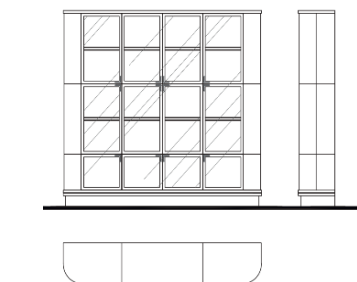


MANHATTAN Library - Composition #2A

Metal Handle & Accents
18x Doors, LED Lights

135 1/2" 85 1/2" 17 1/2"

| | | |
|--------------------|----------------|---|
| MANH-510/W | Walnut | 0 |
| MANH-510/O | Oak | 0 |
| MANH-510/PW | Pyramid Walnut | 0 |

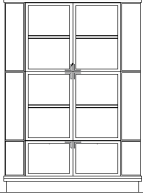


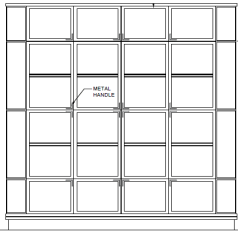
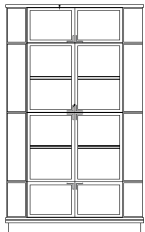


MANHATTAN Library - Composition #3A

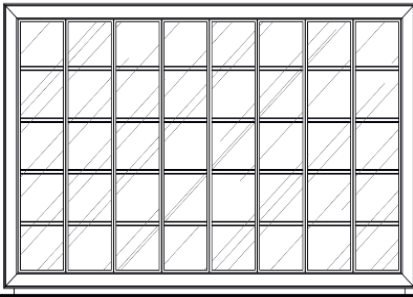
Metal Handle & Accents
12x Doors, LED Lights

96" 85 1/2" 17 1/2"

| | | |
|--------------------|----------------|---|
| MANH-511/W | Walnut | 0 |
| MANH-511/O | Oak | 0 |
| MANH-511/PW | Pyramid Walnut | 0 |

| LIBRARY | Description | | Dimensions in Inches | | | INFO SHEET |
|---|--|----------------|----------------------|----------|---------|------------|
| | Item No. | Finish | W | H | D | |
|  | MANHATTAN Library - Composition #4A | | 56 5/8" | 85 1/2" | 17 1/2" | |
| | Metal Handle & Accents | | | | | |
| | 12x Doors, LED Lights | | | | | |
| | | | | | | |
| MANH-513/W | | Walnut | | | | 0 |
| MANH-513/O | | Oak | | | | 0 |
| MANH-513/PW | | Pyramid Walnut | | | | 0 |
|  | MANHATTAN Library - Composition #1B | | 174 7/8" | 101 1/4" | 17 1/2" | |
| | Metal Handle & Accents | | | | | |
| | 18x Doors, LED Lights | | | | | |
| | | | | | | |
| MANH-514/W | | Walnut | | | | 0 |
| MANH-514/O | | Oak | | | | 0 |
| MANH-514/PW | | Pyramid Walnut | | | | 0 |
|  | MANHATTAN Library - Composition #2B | | 135 1/2" | 101 1/4" | 17 1/2" | |
| | Metal Handle & Accents | | | | | |
| | 18x Doors, LED Lights | | | | | |
| | | | | | | |
| MANH-515/W | | Walnut | | | | 0 |
| MANH-515/O | | Oak | | | | 0 |
| MANH-515/PW | | Pyramid Walnut | | | | 0 |
|  | MANHATTAN Library - Composition #3B | | 96" | 101 1/4" | 17 1/2" | |
| | Metal Handle & Accents | | | | | |
| | 12x Doors, LED Lights | | | | | |
| | | | | | | |
| MANH-516/W | | Walnut | | | | 0 |
| MANH-516/O | | Oak | | | | 0 |
| MANH-516/PW | | Pyramid Walnut | | | | 0 |
|  | MANHATTAN Library - Composition #4B | | 56 5/8" | 101 1/4" | 17 1/2" | |
| | Metal Handle & Accents | | | | | |
| | 12x Doors, LED Lights | | | | | |
| | | | | | | |
| MANH-517/W | | Walnut | | | | 0 |
| MANH-517/O | | Oak | | | | 0 |
| MANH-517/PW | | Pyramid Walnut | | | | 0 |

| LIBRARY | Description | | Dimensions in Inches | | | INFO SHEET |
|---------|-------------|--------|----------------------|---|---|------------|
| | Item No. | Finish | W | H | D | |

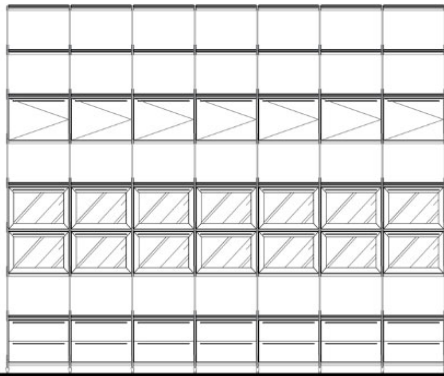


METROPOLITAN Library

Black Metal Accents (No Other Metal Option), Glass Fronts
6x Doors, Wood Shelves & LED Lighting

140" 90" 17 1/2"

| | | |
|-------------------|--------|---|
| METR-510/W | Walnut | 0 |
| METR-510/O | Oak | 0 |




MOBIBEES Library

Metal Accents & LED Lighting
7x Doors, 14x Droplids, 14 Drawers, 28 Open Cavities

169" 130 1/2" 14"

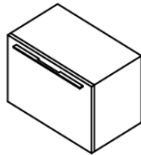
| | | |
|-------------------|--------|---|
| MOBI-510/W | Walnut | 0 |
| MOBI-510/O | Oak | 0 |

MOBIBEES METAL OPTIONS:



- Black (Matte)
- Chrome (Polished)
- Rosegold (Polished)
- Gold (Polished)

MOBIBEES LIBRARY - MODULE COMPONENTS

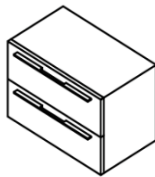


MOBIBEES Library Module - Wooden Door

Metal Handle

23" 15" 13 3/4"

| | | |
|-------------------|--------|---|
| MOBI-511/W | Walnut | 0 |
| MOBI-511/O | Oak | 0 |

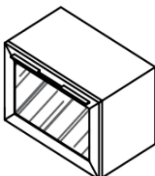


MOBIBEES Library Module - Wooden Drawer Module

Metal Handles
2x Drawers

23" 15" 13 3/4"

| | | |
|-------------------|--------|---|
| MOBI-512/W | Walnut | 0 |
| MOBI-512/O | Oak | 0 |



MOBIBEES Library Module - Glass Droplid Module

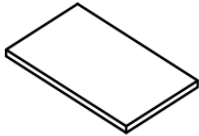
Metal Handle, Glass Front & LED Lighting

23" 15" 13 3/4"

| | | |
|-------------------|--------|---|
| MOBI-513/W | Walnut | 0 |
| MOBI-513/O | Oak | 0 |

**MOBIBEES LIBRARY -
MODULE COMPONENTS**

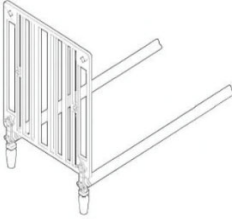
| Description | | Dimensions in Inches | | | INFO SHEET |
|-------------|--------|----------------------|---|---|------------|
| Item No. | Finish | W | H | D | |



MOBIBEES Library Module - Wooden Shelf Module
Metal Handle & Glass Front

23" 1" 13 3/4"

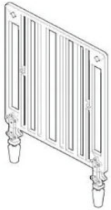
| | | | | |
|-------------------|--------|--|--|---|
| MOBI-514/W | Walnut | | | 0 |
| MOBI-514/O | Oak | | | 0 |



MOBIBEES Library Module - Bottom Metal Module

24" 20" 13 3/4"

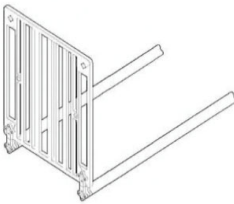
| | | | | |
|-----------------|----------|--|--|---|
| MOBI-515 | Aluminum | | | 0 |
|-----------------|----------|--|--|---|



MOBIBEES Library Module - Bottom Side End Metal Module

1" 20" 13 3/4"

| | | | | |
|-----------------|----------|--|--|---|
| MOBI-516 | Aluminum | | | 0 |
|-----------------|----------|--|--|---|




MOBIBEES Library Module - Middle Metal Module

24" 16" 13 3/4"

| | | | | |
|-----------------|----------|--|--|---|
| MOBI-517 | Aluminum | | | 0 |
|-----------------|----------|--|--|---|

MOBIBEES METAL OPTIONS:



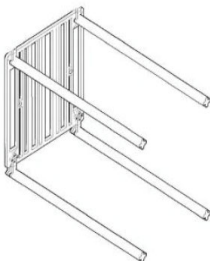
Black (Matte)
Chrome (Polished)
Rosegold (Polished)
Gold (Polished)



MOBIBEES Library Module - Side End Metal Module

1" 20" 13 3/4"

| | | | | |
|-----------------|----------|--|--|---|
| MOBI-518 | Aluminum | | | 0 |
|-----------------|----------|--|--|---|




MOBIBEES Library Module - Top Metal Module

24" 16" 13 3/4"

| | | | | |
|-----------------|----------|--|--|---|
| MOBI-519 | Aluminum | | | 0 |
|-----------------|----------|--|--|---|

MOBIBEES METAL OPTIONS:



Black (Matte)
Chrome (Polished)
Rosegold (Polished)
Gold (Polished)

| LIBRARY | Description | | Dimensions in Inches | | | INFO SHEET |
|---------|-------------|--------|----------------------|---|---|------------|
| | Item No. | Finish | W | H | D | |



TEXTURED CENTER FRONTS

OTTOMAN Library
10x Doors & 4x Sliding Doors

139 1/2" 97" 18"

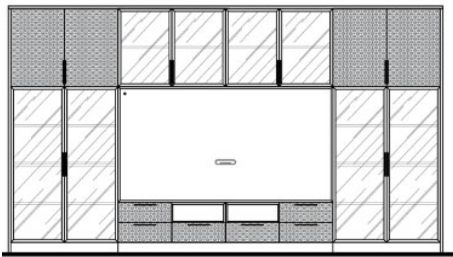
| | | |
|--------------------|----------------|---|
| OTTO-510/W | Walnut | 0 |
| OTTO-510/PW | Pyramid Walnut | 0 |



OTTOMAN Library (New)
8x Doors & 4x Sliding Doors
10x Drawers

139 1/2" 97" 18"

| | | |
|--------------------|----------------|---|
| OTTO-511/W | Walnut | 0 |
| OTTO-511/PW | Pyramid Walnut | 0 |



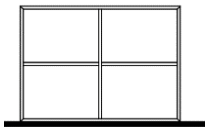
TEXTURED FRONTS

RITMO Library
Lacquer Textured Fronts, Black Metal Accents (No Other Metal Option), Glass Fronts
12x Doors & 6 Drawers

175" 93 1/2" 17 1/2"

| | | |
|-------------------|--------|---|
| RITM-510/W | Walnut | 0 |
| RITM-510/O | Oak | 0 |

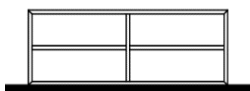
RITMO LIBRARY - MODULE COMPONENTS



RITMO Library Module - Tall Open Shelving

43 1/2" 29 1/2" 17 1/2"

| | | |
|-------------------|--------|---|
| RITM-511/W | Walnut | 0 |
| RITM-511/O | Oak | 0 |



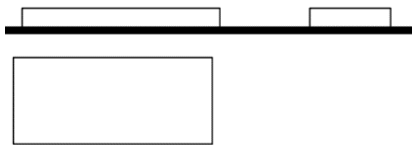
RITMO Library Module - Low Open Shelving

43 1/2" 15 1/2" 17 1/2"


| | | |
|-------------------|--------|---|
| RITM-512/W | Walnut | 0 |
| RITM-512/O | Oak | 0 |

RITMO LIBRARY - MODULE COMPONENTS


| Description | | Dimensions in Inches | | | INFO SHEET |
|---|---------|----------------------|---------|---------|------------|
| Item No. | Finish | W | H | D | |
| RITMO Library Module - TV PANEL | | 86 1/2" | 44" | 17 1/2" | |
| RITM-513/W | Walnut | | | | 0 |
| RITM-513/O | Oak | | | | 0 |
| RITMO Library Module - Top Cover Plate | | 43 1/2" | 1" | 18 1/2" | |
| RITM-514/W | Walnut | | | | 0 |
| RITM-514/O | Oak | | | | 0 |
| RITMO Library Module - Plinth | | 43 1/2" | 4" | 18 1/2" | |
| RITM-515/W | Walnut | | | | 0 |
| RITM-515/O | Oak | | | | 0 |
| RITMO Library Module - Drawer Module Black Metal Accents (No Other Metal Option) | | 21 1/2" | 7 1/2" | 17 1/2" | |
| RITM-516/L | Lacquer | | | | 0 |
| RITMO Library Module - Short Door Module Black Metal Accents (No Other Metal Option) | | 21 1/2" | 29 1/2" | 1" | |
| RITM-517/L | Lacquer | | | | 0 |
| RITMO Library Module - Tall Door Module Black Metal Accents (No Other Metal Option) | | 21 1/2" | 59" | 1" | |
| RITM-518/L | Lacquer | | | | 0 |
| RITMO Library Module - Short Glass Door Module Glass Front, Black Metal Accents (No Other Metal Option) | | 21 1/2" | 29 1/2" | 1" | |
| RITM-519/L | Lacquer | | | | 0 |
| RITMO Library Module - Tall Glass Door Module Glass Front, Black Metal Accents (No Other Metal Option) | | 21 1/2" | 59" | 1" | |
| RITM-520/L | Lacquer | | | | 0 |



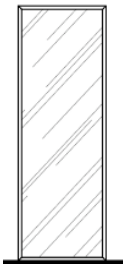
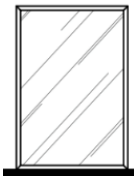
TEXTURED FRONT



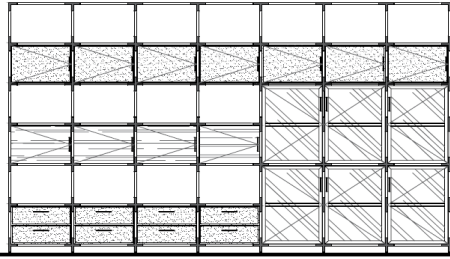
TEXTURED FRONT



TEXTURED FRONT



| LIBRARY | Description | | Dimensions in Inches | | | INFO SHEET |
|---------|-------------|--------|----------------------|---|---|------------|
| | Item No. | Finish | W | H | D | |

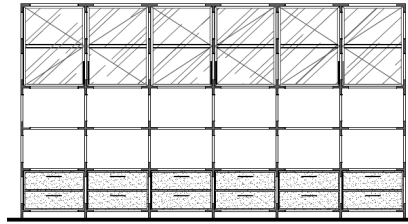


SWISS Library - Composition #1

Metal Accents (Black Metal - #8 Gunmetal or HG Stainless Steel #4) & LED Lighting
 10x Glass Doors, 7x Leather Front Doors, 8 Faux Leather (Como Only) Front Drawers, 15 Open Cavities

160 5/8" 98" 16 1/2"

| | | |
|--------------------|--------|---|
| SWISS-510/W | Walnut | 0 |
| SWISS-510/O | Oak | 0 |



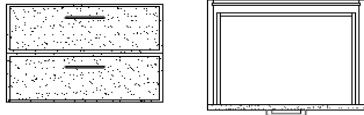
SWISS Library - Composition #2

Metal Accents (Black Metal - #8 Gunmetal or HG Stainless Steel #4) & LED Lighting
 6x Glass Doors, 12 Faux Leather (Como Only) Front Drawers, 12 Open Cavities

137 3/4" 81 7/8" 16 1/2"

| | | |
|--------------------|--------|---|
| SWISS-511/W | Walnut | 0 |
| SWISS-511/O | Oak | 0 |

SWISS LIBRARY - MODULE COMPONENTS

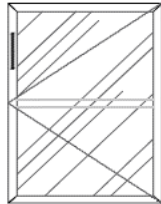


SWISS Library Module - 2x Drawer Module

Faux Leather (Como Only) Upholstered Fronts

21 5/8" 14 1/2" 16 1/2"

| | | |
|--------------------|--------|---|
| SWISS-512/W | Walnut | 0 |
| SWISS-512/O | Oak | 0 |




SWISS Library Module - Tall Glass Door Module

Metal Accents (Black Metal - #8 Gunmetal or HG Stainless Steel #4) & LED Lighting

21 5/8" 30 3/8" 16 1/2"

| | | |
|--------------------|--------|---|
| SWISS-513/W | Walnut | 0 |
| SWISS-513/O | Oak | 0 |



SWISS Library Module - Short Upholstered Door Module

Faux Leather (Como Only) Upholstered Fronts

21 5/8" 14 1/2" 16 1/2"

| | | |
|--------------------|--------|---|
| SWISS-514/W | Walnut | 0 |
| SWISS-514/O | Oak | 0 |



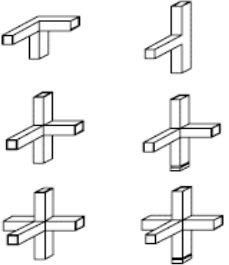
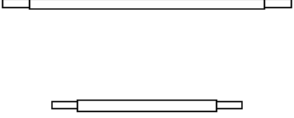
SWISS Library Module - Shelf

Faux Leather (Como Only) Upholstered or Wood Shelf

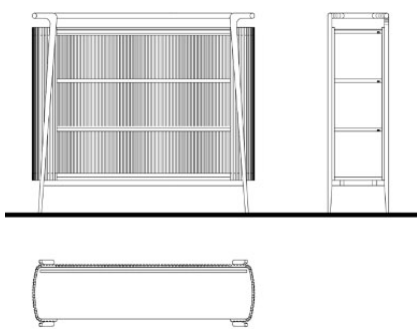
21 5/8" 3/4" 16 1/2"

| | | |
|--------------------|--------|---|
| SWISS-515/W | Walnut | 0 |
| SWISS-515/O | Oak | 0 |

SWISS LIBRARY - MODULE COMPONENTS

| Description | | Dimesions in Inches | | | INFO SHEET |
|---|--|---------------------|---|---|------------|
| Item No. | Finish | W | H | D | |
|  <p>SWISS Library Module - Fasteners/ Connectors Metal Accents</p> | | | | | |
| SWISS-516 | Metal Accents (Black Metal - #8 Gunmetal or HG Stainless Steel #4) | | | | 0 |
|  <p>SWISS Library Module -Vertical/ Horizontal Bars Faux Leather (Como Only) w/ Metal Accents</p> | | | | | |
| SWISS-517 | Metal Accents (Black Metal - #8 Gunmetal or HG Stainless Steel #4) | | | | 0 |

LIBRARY



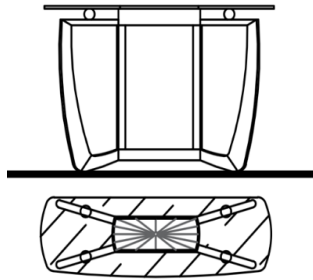
| | | | | | |
|--|-----------------------|-----|-----|-----|---|
| <p>VERSUS Library Solid Wood Legs 2x Doors, 3x Drawers, Interior Lighting & Shelves</p> | | 73" | 60" | 20" | |
| VERS-510/W | Ceramic Top w/ Walnut | | | | 0 |
| VERS-510/O | Ceramic Top w/ Oak | | | | 0 |
| VERS-511/W | Marble Top w/ Walnut | | | | 0 |
| VERS-511/O | Marble Top w/ Oak | | | | 0 |

ALEXANDER BLACK, AGORA BEIGE OR OLIVE AVANGARDE ARE THE ONLY MARBLE OPTIONS

MOBi

CONSOLES

| CONSOLES | Description | | Dimensions in Inches | | | INFO SHEET |
|----------|-------------|--------|----------------------|---|---|------------|
| | Item No. | Finish | W | H | D | |

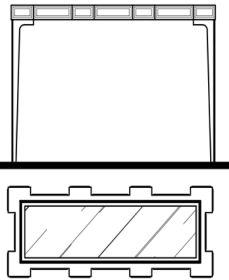


BUTTERFLY Console

Glass Top

55" 32 1/2" 17"

| | | |
|-------------------|--------|---|
| BUTT-150/W | Walnut | 0 |
| BUTT-150/O | Oak | 0 |




CASTLE Console

Glass Top & Metal Legs

51" 34 1/2" 19 1/2"

| | | |
|--------------------|----------------|---|
| CAST-150/W | Walnut | 0 |
| CAST-150/O | Oak | 0 |
| CAST-150/PW | Pyramid Walnut | 0 |



TEXTURED CASE/TOP

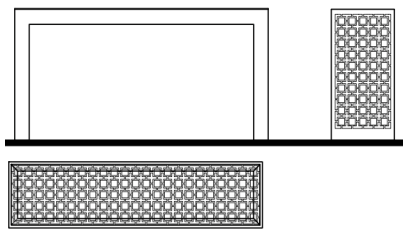


GRANADA Console

2x Doors & Interior Shelf

36 5/8" 40 1/8" 19"

| | | |
|--------------------|--------------------|---|
| GRAN-150/L1 | Matte Lacquer | 0 |
| GRAN-150/L2 | High Gloss Lacquer | 0 |

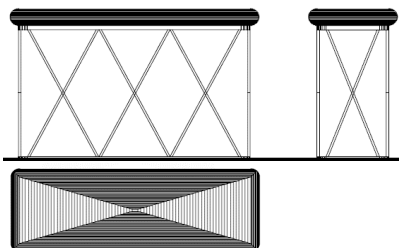


HAREM Console

Solid Walnut Interior Frame

64" 31 1/2" 15 1/2"

| | | |
|-------------------|---------|---|
| HARE-150/L | Lacquer | 0 |
|-------------------|---------|---|



MARIMBA Console

Metal Legs & Glass Top

59" 35 1/2" 19 5/8"

| | | |
|-------------------|---------|---|
| MARI-150/L | Lacquer | 0 |
|-------------------|---------|---|

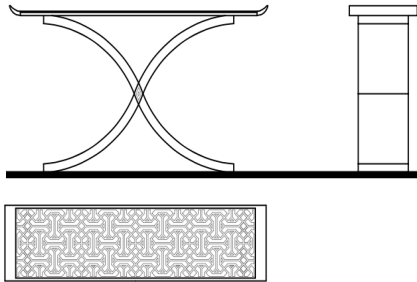
| CONSOLES | Description | | Dimensions in Inches | | | INFO SHEET |
|----------|-------------|--------|----------------------|---|---|------------|
| | Item No. | Finish | W | H | D | |



NIKEA Console
Metal Legs & Accents, Lacquer Drawer Fronts
Glass Top, 4x Drawers

44 1/2" 35 1/2" 15 1/2"

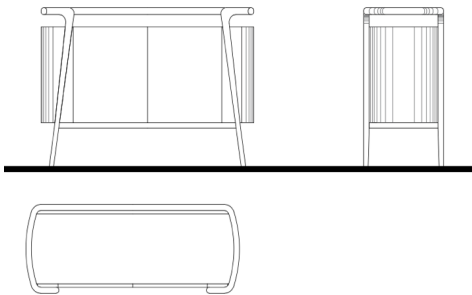
| | | |
|--------------------|----------------|---|
| NIKE-150/L | Lacquer | 0 |
| NIKE-150/W | Walnut | 0 |
| NIKE-150/O | Oak | 0 |
| NIKE-150/PW | Pyramid Walnut | 0 |



RAHLE Console
Glass Top over Textured Design
Lacquer Legs

63" 36 1/2" 16 1/2"

| | | |
|--------------------|----------------|---|
| RAHL-150/W | Walnut | 0 |
| RAHL-150/PW | Pyramid Walnut | 0 |



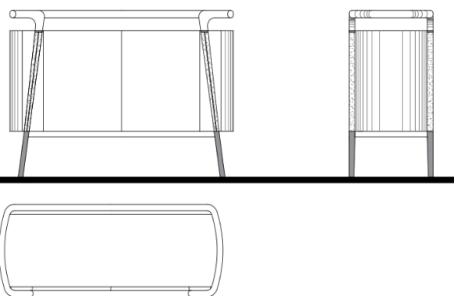
VERSUS Console
2x Doors & Interior Shelf

53" 36" 19 1/2"

| | | |
|-------------------|-----------------------|---|
| VERS-150/W | Ceramic Top w/ Walnut | 0 |
| VERS-150/O | Ceramic Top w/ Oak | 0 |

| | | |
|-------------------|----------------------|---|
| VERS-151/W | Marble Top w/ Walnut | 0 |
| VERS-151/O | Marble Top w/ Oak | 0 |

ALEXANDER BLACK, AGORA BEIGE OR OLIVE AVANGARDE ARE THE ONLY MARBLE OPTIONS



VERSUS Console w/ Leather
Leather Wrapped Legs w/ Metal Sabots (Only Mobi Leathers - No Mastrotto)
2x Doors & Interior Shelf

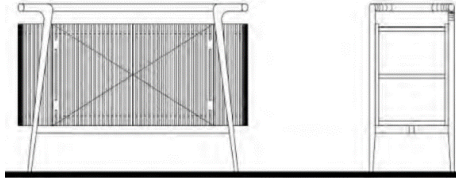
53" 36" 19 1/2"

| | | |
|-------------------|-----------------------|---|
| VERS-152/W | Ceramic Top w/ Walnut | 0 |
| VERS-152/O | Ceramic Top w/ Oak | 0 |

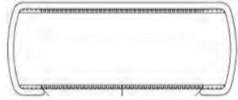
| | | |
|-------------------|----------------------|---|
| VERS-153/W | Marble Top w/ Walnut | 0 |
| VERS-153/O | Marble Top w/ Oak | 0 |

ALEXANDER BLACK, AGORA BEIGE OR OLIVE AVANGARDE ARE THE ONLY MARBLE OPTIONS

| CONSOLES | Description | | Dimensions in Inches | | | INFO SHEET |
|----------|-------------|--------|----------------------|---|---|------------|
| | Item No. | Finish | W | H | D | |



SLATTED FRONTS & SIDES



VERSUS Console w/ Slats

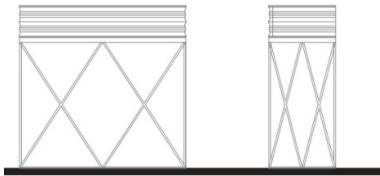
Slatted Sides
2x Doors & Interior Shelf

53" 36" 19 1/2"

| | | |
|-------------------|-----------------------|---|
| VERS-154/W | Ceramic Top w/ Walnut | 0 |
| VERS-154/O | Ceramic Top w/ Oak | 0 |

| | | |
|-------------------|----------------------|---|
| VERS-155/W | Marble Top w/ Walnut | 0 |
| VERS-155/O | Marble Top w/ Oak | 0 |

ALEXANDER BLACK, AGORA BEIGE OR OLIVE AVANGARDE ARE THE ONLY MARBLE OPTIONS



TEXTURED FRONT & SIDES



VISUAL Console

Metal Legs & Accents, Leather Top (Only Mobi Leathers - No Mastrotto)
1x Drawer

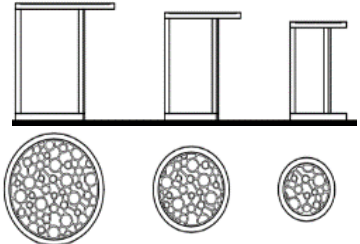

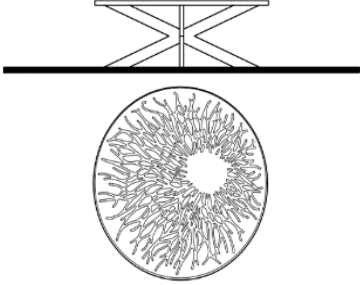
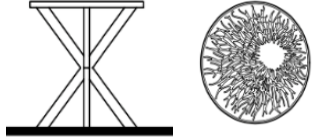

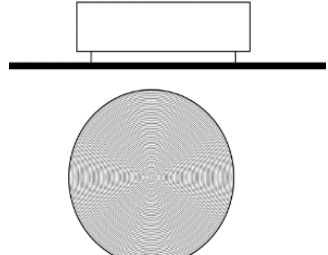
39 1/2" 35 1/2" 15 1/2"

| | | |
|-------------------|--------|---|
| VISU-150/W | Walnut | 0 |
| VISU-150/O | Oak | 0 |

WOOD TOP AVAILABLE AT SAME PRICE

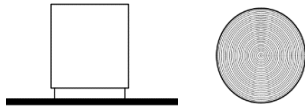
MOBI

**OCCASIONAL
TABLES**

| OCCASIONAL TABLES | Description | | Dimensions in Inches | | | INFO SHEET |
|---|--------------------------------|--|----------------------|---------|---------|------------|
| | Item No. | Finish | W | H | D | |
|  | BALLOONS Nesting Tables | | | | | |
| | Glass Top | | 13 1/2" | 25" | 13 1/2" | |
| | | | 18 1/2" | 23" | 18 1/2" | |
| | | | 13 1/2" | 21" | 13 1/2" | |
| | BALL-125/W | Walnut | | | | 0 |
| | BALL-125/O | Oak | | | | 0 |
|  | DAKAR End Table | | | | | |
| | Texture Design on Body | | 23 5/8" | 23 5/8" | 23 5/8" | |
| | DAKA-145/L1 | Matte Lacquer (Standard RAL colors) | | | | 0 |
| | DAKA-145/L2 | High Gloss Lacquer (Standard RAL colors) | | | | 0 |
| | DAKA-145/L3 | High Gloss Metallic Lacquer (4x Color Options) | | | | 0 |
|  | DALI Coffee Table | | | | | |
| | Glass Top over Textured Design | | 48" | 16 1/2" | 48" | |
| | DALI-140/W | Walnut | | | | 0 |
| | DALI-140/O | Oak | | | | 0 |
| | DALI-140/PW | Pyramid Walnut | | | | 0 |
| | DALI-140/WB | Walnut Burl | | | | 0 |
|  | DALI End Table | | | | | |
| | Glass Top over Textured Design | | 23 5/8" | 23 1/2" | 23 5/8" | |
| | DALI-145/W | Walnut | | | | 0 |
| | DALI-145/O | Oak | | | | 0 |
| | DALI-145/PW | Pyramid Walnut | | | | 0 |
| | DALI-145/WB | Walnut Burl | | | | 0 |
|  | DALI End Table | | | | | |
| | Glass Top over Textured Design | | 19 5/8" | 23 1/2" | 19 5/8" | |
| | DALI-146/W | Walnut | | | | 0 |
| | DALI-146/O | Oak | | | | 0 |
| | DALI-146/PW | Pyramid Walnut | | | | 0 |
| | DALI-146/WB | Walnut Burl | | | | 0 |
|  | DRUM Coffee Table | | | | | |
| | Glass Top over Textured Design | | 47" | 14 1/2" | 47" | |
| | DRUM-140/W | Walnut | | | | 0 |
| | DRUM-140/O | Oak | | | | 0 |
| | DRUM-140/PW | Pyramid Walnut | | | | 0 |

OCCASIONAL TABLES

| Description | | Dimensions in Inches | | | INFO SHEET |
|-------------|--------|----------------------|---|---|------------|
| Item No. | Finish | W | H | D | |



DRUM End Table


Glass Top over Textured Design

21 1/2" 23 1/2" 21 1/2"

| | | |
|--------------------|----------------|---|
| DRUM-145/W | Walnut | 0 |
| DRUM-145/O | Oak | 0 |
| DRUM-145/PW | Pyramid Walnut | 0 |



TEXTURED TOP

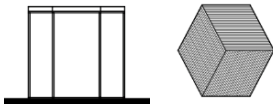


ESAGONA Coffee Table

Metal Legs

55" 15 1/2" 47 1/2"

| | | |
|--------------------|----------------|---|
| ESAG-140/L | Lacquer | 0 |
| ESAG-140/W | Walnut | 0 |
| ESAG-140/O | Oak | 0 |
| ESAG-140/PW | Pyramid Walnut | 0 |



TEXTURED TOP

ESAGONA End Table

Metal Legs

27 1/2" 23 1/2" 23 1/2"

| | | |
|--------------------|----------------|---|
| ESAG-145/L | Lacquer | 0 |
| ESAG-145/W | Walnut | 0 |
| ESAG-145/O | Oak | 0 |
| ESAG-145/PW | Pyramid Walnut | 0 |



TEXTURED TOP

TRE-ESAGONI End Table

Metal Legs

23 1/2" 23 1/2" 23 1/2"

| | | |
|--------------------|----------------|---|
| TREE-145/L | Lacquer | 0 |
| TREE-145/W | Walnut | 0 |
| TREE-145/O | Oak | 0 |
| TREE-145/PW | Pyramid Walnut | 0 |



GOREME Coffee Table

23 1/2" 21 1/2" 23 1/2"

| | | |
|-------------------|--------|---|
| GORE-145/W | Walnut | 0 |
| GORE-145/O | Oak | 0 |



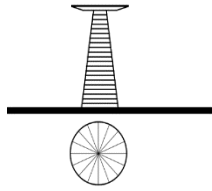
GOREME Coffee Table

19 1/2" 21 1/2" 19 1/2"

| | | |
|-------------------|--------|---|
| GORE-146/W | Walnut | 0 |
| GORE-146/O | Oak | 0 |

OCCASIONAL TABLES

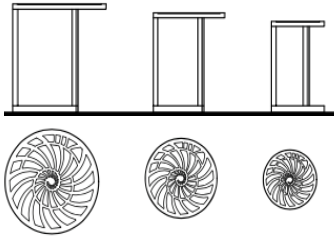
| Description | | Dimensions in Inches | | | INFO SHEET |
|-------------|--------|----------------------|---|---|------------|
| Item No. | Finish | W | H | D | |



GOREME Coffee Table

15 1/2" 26" 15 1/2"

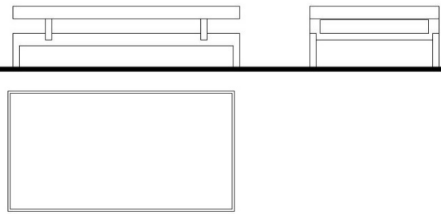
| | | |
|-------------------|--------|---|
| GORE-147/W | Walnut | 0 |
| GORE-147/O | Oak | 0 |



HURRICANE Nesting Tables

Glass Top
 13 1/2" 25" 13 1/2"
 18 1/2" 23" 18 1/2"
 13 1/2" 21" 13 1/2"

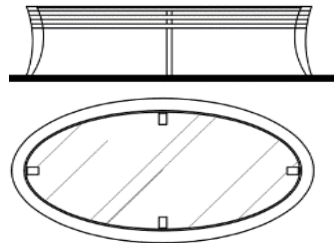
| | | |
|-------------------|--------|---|
| HURR-125/W | Walnut | 0 |
| HURR-125/O | Oak | 0 |



LUA Coffee Table

Glass Top & Lacquer Accents
 55 1/8" 15 3/4" 31 1/2"

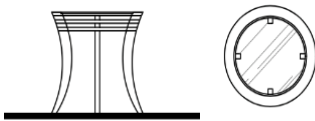
| | | |
|------------------|--------|---|
| LUA-140/W | Walnut | 0 |
| LUA-140/O | Oak | 0 |



NEW YORKER Coffee Table

Glass Top
 67" 15 1/2" 33"

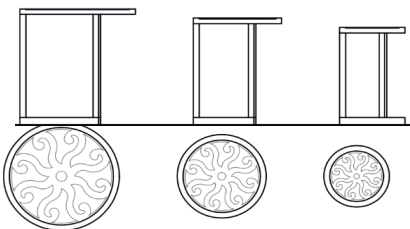
| | | |
|--------------------|----------------|---|
| NEWY-140/W | Walnut | 0 |
| NEWY-140/O | Oak | 0 |
| NEWY-140/PW | Pyramid Walnut | 0 |



NEW YORKER End Table

Glass Top
 23 1/2" 23 1/2" 23 1/2"

| | | |
|--------------------|----------------|---|
| NEWY-145/W | Walnut | 0 |
| NEWY-145/O | Oak | 0 |
| NEWY-145/PW | Pyramid Walnut | 0 |



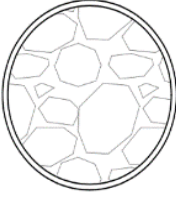
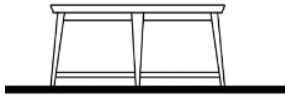
OCTOPUS Nesting Tables

Glass Top
 13 1/2" 25" 13 1/2"
 18 1/2" 23" 18 1/2"
 13 1/2" 21" 13 1/2"

| | | |
|-------------------|--------|---|
| OCTO-125/W | Walnut | 0 |
| OCTO-125/O | Oak | 0 |

OCCASIONAL TABLES


| Description | | Dimensions in Inches | | | INFO SHEET |
|-------------|--------|----------------------|---|---|------------|
| Item No. | Finish | W | H | D | |



OPERA Coffee Table
Marble Top

39 3/8" 17" 39 3/8"


| | | |
|-------------------|---------|---|
| OPER-140/L | Lacquer | 0 |
| OPER-140/W | Walnut | 0 |
| OPER-140/O | Oak | 0 |



OPERA End Table
Marble Top

27 1/2" 21" 27 1/2"


| | | |
|-------------------|---------|---|
| OPER-145/L | Lacquer | 0 |
| OPER-145/W | Walnut | 0 |
| OPER-145/O | Oak | 0 |



OPERA End Table
Marble Top

23 5/8" 25" 23 5/8"

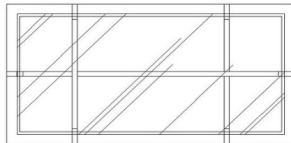
| | | |
|-------------------|---------|---|
| OPER-146/L | Lacquer | 0 |
| OPER-146/W | Walnut | 0 |
| OPER-146/O | Oak | 0 |



OTTOMAN Coffee Table
Glass Top over Textured Design

67" 17 1/2" 34 1/2"


| | | |
|-------------------|--------|---|
| OTTO-140/W | Walnut | 0 |
| OTTO-140/O | Oak | 0 |



OTTOMAN Coffee Table
Glass Top

67" 17 1/2" 34 1/2"

| | | |
|--------------------|----------------|---|
| OTTO-141/W | Walnut | 0 |
| OTTO-141/O | Oak | 0 |
| OTTO-141/PW | Pyramid Walnut | 0 |



OTTOMAN End Table
Glass Top over Textured Design

23 1/2" 23 1/2" 23 1/2"

| | | |
|-------------------|--------|---|
| OTTO-145/W | Walnut | 0 |
| OTTO-145/O | Oak | 0 |

OCCASIONAL TABLES

| Description | | Dimensions in Inches | | | INFO SHEET |
|-------------|--------|----------------------|---|---|------------|
| Item No. | Finish | W | H | D | |



ROSALINA Nesting Tables
Glass Top over Textured Design

27 1/2" 25"
18 1/2" 20 1/2"



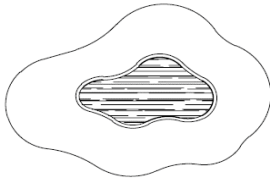
| | | |
|---------------------|---------------------------|---|
| ROSA-125/SET | Walnut Burl | 0 |
| ROSA-125/WB | Walnut Burl (27 1/2" DIA) | 0 |
| ROSA-126/WB | Walnut Burl (18 1/2" DIA) | 0 |



TEXTURED BASE

SAHARA Coffee Table
Glass Top

59" 15 3/4" 41 3/8"



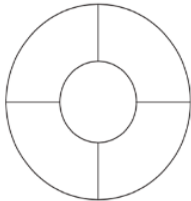
| | | |
|--------------------|--|---|
| SAHA-140/L1 | Sahara Lacquer (01,02,03,04) w/ 19mm Glass Top | 0 |
| SAHA-140/L2 | Sahara Lacquer (01,02,03,04) w/ 15mm Glass Top | 0 |



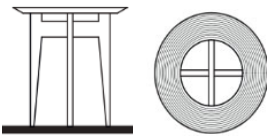
TEXTURED TOP

SINI Coffee Table
Metal Legs & Modular Parts

47" 15" 47"



| | | |
|-------------------|---------|---|
| SINI-140/L | Lacquer | 0 |
| SINI-140/W | Walnut | 0 |



TEXTURED TOP

SOPRANO End Table
Glass Top

23 1/2" 23 1/2" 23 1/2"

| | | |
|-------------------|---------|---|
| SOPR-145/L | Lacquer | 0 |
| SOPR-145/W | Walnut | 0 |



TOKYO End Table
Metal Legs

19 1/2" 21 1/2" 19 1/2"

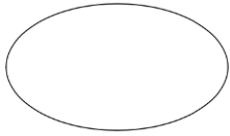
| | | |
|--------------------|----------------|---|
| TOKY-145/W | Walnut | 0 |
| TOKY-145/O | Oak | 0 |
| TOKY-145/PW | Pyramid Walnut | 0 |

| OCCASIONAL TABLES | Description | | Dimensions in Inches | | | INFO SHEET |
|-------------------|-------------|--------|----------------------|---|---|------------|
| | Item No. | Finish | W | H | D | |



TOMB Coffee Table

59" 15 1/2" 31 1/2"



| | | |
|--------------------|----------------|---|
| TOMB-140/W | Walnut | 0 |
| TOMB-140/O | Oak | 0 |
| TOMB-140/PW | Pyramid Walnut | 0 |



TOMB End Table

23 1/2" 23 1/2" 23 1/2"


| | | |
|--------------------|----------------|---|
| TOMB-145/W | Walnut | 0 |
| TOMB-145/O | Oak | 0 |
| TOMB-145/PW | Pyramid Walnut | 0 |




TUMBA Coffee Table

Glass Top

47" 13 1/2" 47"



| | | |
|-------------------|---------|---|
| TUMB-140/L | Lacquer | 0 |
|-------------------|---------|---|



TUMBA End Table

Glass Top

23 1/2" 23" 23 1/2"

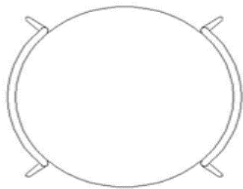
| | | |
|-------------------|---------|---|
| TUMB-145/L | Lacquer | 0 |
|-------------------|---------|---|



VERSUS Coffee Table

Round Top

39 1/2" 19" 39 1/2"



| | | |
|-------------------|-----------------------|---|
| VERS-140/W | Ceramic Top w/ Walnut | 0 |
| VERS-140/O | Ceramic Top w/ Oak | 0 |

| | | |
|-------------------|----------------------|---|
| VERS-141/W | Marble Top w/ Walnut | 0 |
| VERS-141/O | Marble Top w/ Oak | 0 |

ALEXANDER BLACK, AGORA BEIGE OR OLIVE AVANGARDE ARE THE ONLY MARBLE OPTIONS



VERSUS End Table

Round Top

22 1/2" 23 1/2" 22 1/2"


| | | |
|-------------------|-----------------------|---|
| VERS-145/W | Ceramic Top w/ Walnut | 0 |
| VERS-145/O | Ceramic Top w/ Oak | 0 |

| | | |
|-------------------|----------------------|---|
| VERS-146/W | Marble Top w/ Walnut | 0 |
| VERS-146/O | Marble Top w/ Oak | 0 |

ALEXANDER BLACK, AGORA BEIGE OR OLIVE AVANGARDE ARE THE ONLY MARBLE OPTIONS

OCCASIONAL TABLES

| Description | | Dimensions in Inches | | | INFO SHEET |
|-------------|--------|----------------------|---|---|------------|
| Item No. | Finish | W | H | D | |



VERSUS End Table

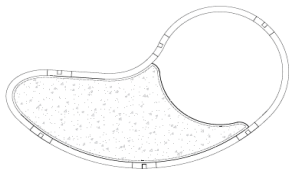
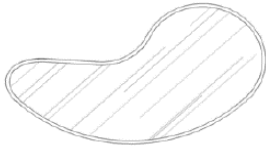
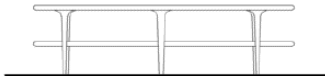
Oval Top

27 1/2" 23 1/2" 15 1/2"

| | | |
|-------------------|-----------------------|---|
| VERS-145/W | Ceramic Top w/ Walnut | 0 |
| VERS-145/O | Ceramic Top w/ Oak | 0 |

| | | |
|-------------------|----------------------|---|
| VERS-146/W | Marble Top w/ Walnut | 0 |
| VERS-146/O | Marble Top w/ Oak | 0 |

ALEXANDER BLACK OR OLIVE AVANGARDE ARE THE ONLY MARBLE OPTIONS FOR THIS TOP



VIRGUL Coffee Table

Glass Top No Bottom Shelf

55" 16 1/2" 29 1/2"

| | | |
|-------------------|--------|---|
| VIRG-140/W | Walnut | 0 |
| VIRG-140/O | Oak | 0 |

BOTTOM SHELF UPCHARGE

| | | |
|-----------------|---|---|
| UPCHARGE | 2 Piece Shelf in Walnut/Oak/Lacquer | 0 |
| UPCHARGE | 2 Piece Shelf in Leather | 0 |
| UPCHARGE | 2 Piece Shelf in combo Walnut/Oak/Lacquer & Leather | 0 |

ZETZET Nesting Tables

Glass Top

13 1/2" 25" 13 1/2"
 18 1/2" 23" 18 1/2"
 13 1/2" 21" 13 1/2"



| | | |
|-------------------|--------|---|
| ZETZ-125/W | Walnut | 0 |
| ZETZ-125/O | Oak | 0 |

MOBI

**ACCENT
CHAIRS**

ACCENT CHAIRS

| Description | | Dimesions in Inches | | | INFO SHEET |
|-------------|--------|---------------------|---|---|------------|
| Item No. | Finish | W | H | D | |



| | | | | | |
|---------------------------------------|--------|-----|-----|-----|---|
| AIDA Chair Wood Legs & Arms | | 28" | 30" | 30" | |
| FABRIC | | | | | |
| AIDA-900/W/F | Walnut | | | | 0 |
| AIDA-900/O/F | Walnut | | | | 0 |
| LEATHER | | | | | |
| AIDA-900/W/L | Walnut | | | | 0 |
| AIDA-900/O/L | Walnut | | | | 0 |



| | | | | | |
|---|--------|-----|---------|-----|---|
| ALEXANDRA High Back Chair Texture Panel/ Frame Wood Legs | | 42" | 41 1/2" | 38" | |
| FABRIC | | | | | |
| ALEX-900/W/F | Walnut | | | | 0 |
| LEATHER | | | | | |
| ALEX-900/W/L | Walnut | | | | 0 |



| | | | | | |
|--|---------------------------------------|-----|---------|-----|---|
| ALEXANDRA Chair Texture Panel/ Frame (Only in Wood) Wood Legs | | 42" | 31 1/2" | 38" | |
| FABRIC | | | | | |
| ALEX-901/W/F1 | Fabric w/ Fabric Back & Walnut Legs | | | | 0 |
| ALEX-901/W/F2 | Fabric w/ Walnut Back & Legs | | | | 0 |
| LEATHER | | | | | |
| ALEX-901/W/L1 | Leather w/ Leather Back & Walnut Legs | | | | 0 |
| ALEX-901/W/L2 | Leather w/ Walnut Back & Legs | | | | 0 |

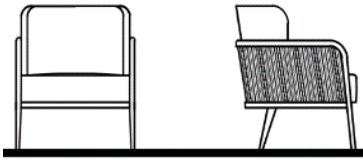


| | | | | | |
|----------------------------------|--------|-----|---------|---------|---|
| ALFRED Chair Wood Legs | | 30" | 37 1/2" | 34 1/2" | |
| FABRIC | | | | | |
| ALFR-900/W/F | Walnut | | | | 0 |
| ALFR-900/O/F | Oak | | | | 0 |
| LEATHER | | | | | |
| ALFR-900/W/L | Walnut | | | | 0 |
| ALFR-900/O/L | Oak | | | | 0 |



| | | | | | |
|---------------------------------------|--------|---------|---------|---------|---|
| ALTO Chair Wood Legs & Arms | | 27 1/2" | 31 1/2" | 27 1/2" | |
| FABRIC | | | | | |
| ALTO-900/W/F | Walnut | | | | 0 |
| ALTO-900/O/F | Oak | | | | 0 |
| LEATHER | | | | | |
| ALTO-900/W/L | Walnut | | | | 0 |
| ALTO-900/O/L | Oak | | | | 0 |

| ACCENT CHAIRS | Description | | Dimensions in Inches | | | INFO SHEET |
|---------------|-------------|--------|----------------------|---|---|------------|
| | Item No. | Finish | W | H | D | |



ARLES Chair
Texture Panel/ Frame
Wood Legs

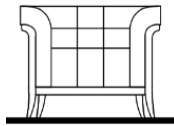
27 1/2" 29 1/2" 28 1/2"

FABRIC

| | | |
|---------------------|--------|---|
| ARLE-900/W/F | Walnut | 0 |
| ARLE-900/O/F | Oak | 0 |

LEATHER

| | | |
|---------------------|--------|---|
| ARLE-900/W/L | Walnut | 0 |
| ARLE-900/O/L | Oak | 0 |



BARCELONA Chair
Wood Legs

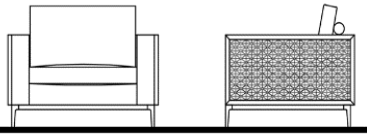
39 1/2" 28 1/2" 32 1/2"

FABRIC

| | | |
|---------------------|--------------------------------------|---|
| BARC-900/B/F | Solid Beech - Stained any wood color | 0 |
|---------------------|--------------------------------------|---|

LEATHER

| | | |
|---------------------|--------------------------------------|---|
| BARC-900/B/L | Solid Beech - Stained any wood color | 0 |
|---------------------|--------------------------------------|---|



CASABLANCA Chair
Texture Panel/ Frame
Wood Legs

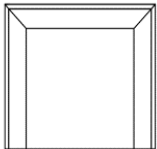
44" 31 1/2" 38"

FABRIC

| | | |
|---------------------|--------|---|
| CASA-900/W/F | Walnut | 0 |
|---------------------|--------|---|

LEATHER

| | | |
|---------------------|--------|---|
| CASA-900/W/L | Walnut | 0 |
|---------------------|--------|---|



FEZ Chair
Texture Panel/ Frame
Wood Legs


25" 31 1/2" 27 1/2"

FABRIC

| | | |
|--------------------|--------|---|
| FEZ-900/W/F | Walnut | 0 |
| FEZ-900/O/F | Oak | 0 |

LEATHER

| | | |
|--------------------|--------|---|
| FEZ-900/W/L | Walnut | 0 |
| FEZ-900/O/L | Oak | 0 |



FEZ Chair
Wood Legs

25" 31 1/2" 27 1/2"

FABRIC

| | | |
|--------------------|--------|---|
| FEZ-901/W/F | Walnut | 0 |
| FEZ-901/O/F | Oak | 0 |

LEATHER

| | | |
|--------------------|--------|---|
| FEZ-901/W/L | Walnut | 0 |
| FEZ-901/O/L | Oak | 0 |



| ACCENT CHAIRS | Description | | Dimensions in Inches | | | INFO SHEET |
|---------------|-------------|--------|----------------------|---|---|------------|
| | Item No. | Finish | W | H | D | |

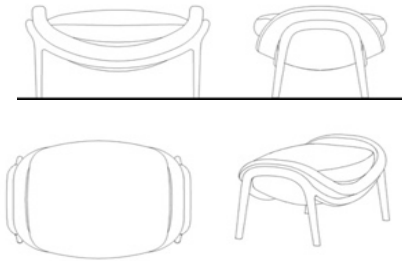


| | | | | | |
|----------------------------------|--------|-----|---------|---------|---|
| FEZ Armchair Wood Legs | | 28" | 31 1/2" | 27 1/2" | |
| FABRIC | | | | | |
| FEZ-902/W/F | Walnut | | | | 0 |
| FEZ-902/O/F | Oak | | | | 0 |
| LEATHER | | | | | |
| FEZ-902/W/L | Walnut | | | | 0 |
| FEZ-902/O/L | Oak | | | | 0 |



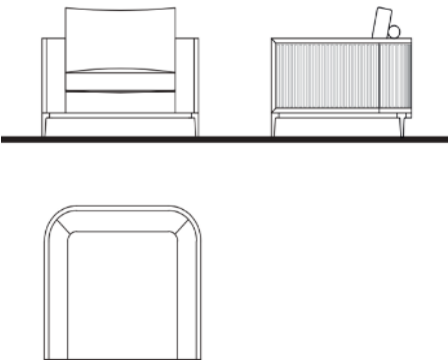
| | | | | | |
|---------------------------------------|--------|---------|---------|---------|---|
| LUNA Lounge Chair Wood Legs | | 33 1/2" | 32 1/2" | 30 1/2" | |
| FABRIC | | | | | |
| LUNA-900/W/F | Walnut | | | | 0 |
| LUNA-900/O/F | Oak | | | | 0 |
| LEATHER | | | | | |
| LUNA-900/W/L | Walnut | | | | 0 |
| LUNA-900/O/L | Oak | | | | 0 |

NOT ALL FABRICS ARE APPLICABLE - CONTACT OFFICE FOR CONFIRMATION



| | | | | | |
|----------------------------------|--------|---------|---------|---------|---|
| LUNA Ottoman Wood Legs | | 33 1/2" | 18 7/8" | 24 1/2" | |
| FABRIC | | | | | |
| LUNA-950/W/F | Walnut | | | | 0 |
| LUNA-950/O/F | Oak | | | | 0 |
| LEATHER | | | | | |
| LUNA-950/W/L | Walnut | | | | 0 |
| LUNA-950/O/L | Oak | | | | 0 |

NOT ALL FABRICS ARE APPLICABLE - CONTACT OFFICE FOR CONFIRMATION



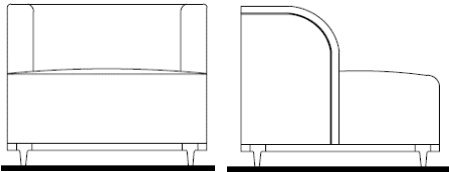
| | | | | | |
|---|---------------------------------------|-----|---------|-----|---|
| MANHATTAN Chair Slatted Panel/ Frame (Black Slats) Wood Legs | | 42" | 31 1/2" | 38" | |
| FABRIC | | | | | |
| MANH-900/W/F1 | Fabric w/ Fabric Back & Walnut Legs | | | | 0 |
| MANH-900/W/F2 | Fabric w/ Walnut Back & Legs | | | | 0 |
| MANH-900/O/F1 | Fabric w/ Fabric Back & Oak Legs | | | | 0 |
| MANH-900/O/F2 | Fabric w/ Oak Back & Legs | | | | 0 |
| MANH-900/PW/F | Fabric w/ Pyramid Walnut Back | | | | 0 |
| LEATHER | | | | | |
| MANH-900/W/L1 | Leather w/ Leather Back & Walnut Legs | | | | 0 |
| MANH-900/W/L2 | Leather w/ Walnut Back & Legs | | | | 0 |
| MANH-900/O/L1 | Leather w/ Leather Back & Oak Legs | | | | 0 |
| MANH-900/O/L2 | Leather w/ Oak Back & Legs | | | | 0 |
| MANH-900/PW/L | Leather w/ Pyramid Walnut Back | | | | 0 |

ACCENT CHAIRS

| Description | | Dimesions in Inches | | | INFO SHEET |
|-------------|--------|---------------------|---|---|------------|
| Item No. | Finish | W | H | D | |



| | | | | | |
|-------------------------------------|--------|---------|---------|-----|---|
| NORWAY Armchair Wood Legs | | 29 1/2" | 32 1/2" | 31" | |
| FABRIC | | | | | |
| NORA-900/W/F | Walnut | | | | 0 |
| NORA-900/O/F | Oak | | | | 0 |
| LEATHER | | | | | |
| NORA-900/W/L | Walnut | | | | 0 |
| NORA-900/O/L | Oak | | | | 0 |



| | | | | | |
|---|--------|---------|---------|---------|---|
| PREMIO Armchair Wood Legs & Frame/ Upholstered Back | | 31 1/2" | 27 1/2" | 31 1/2" | |
| FABRIC | | | | | |
| PREM-900/W/F | Walnut | | | | 0 |
| PREM-900/O/F | Oak | | | | 0 |
| LEATHER | | | | | |
| PREM-900/W/L | Walnut | | | | 0 |
| PREM-900/O/L | Oak | | | | 0 |



| | | | | | |
|---|--|---------|---------|---------|---|
| PREMIO Swivel Armchair Metal Base | | 31 1/2" | 27 1/2" | 31 1/2" | |
| PREM-901/F | | | | | 0 |
| PREM-901/L | | | | | 0 |



| | | | | | |
|---------------------------------|--------|---------|-----|-----|---|
| SEVEN Chair Wood Legs | | 30 1/2" | 38" | 34" | |
| FABRIC | | | | | |
| SEVE-900/W/F | Walnut | | | | 0 |
| LEATHER | | | | | |
| SEVE-900/W/L | Walnut | | | | 0 |

ACCENT CHAIRS

| Description | | Dimensions in Inches | | | INFO SHEET |
|-------------|--------|----------------------|---|---|------------|
| Item No. | Finish | W | H | D | |

VIENNA Armchair

Wood Legs & Arms

28 1/2"

29"

30"

FABRIC

| | | |
|---------------------|--------|---|
| VIEN-900/W/F | Walnut | 0 |
| VIEN-900/O/F | Oak | 0 |

LEATHER

| | | |
|---------------------|--------|---|
| VIEN-900/W/L | Walnut | 0 |
| VIEN-900/O/L | Oak | 0 |


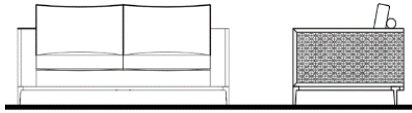



MOBI

**SOFAS &
SECTIONALS**

SOFAS & SECTIONALS

| Description | | Dimensions in Inches | | | INFO SHEET |
|-------------|--------|----------------------|---|---|------------|
| Item No. | Finish | W | H | D | |



ALEXANDRA 3-Seater Sofa

Texture Panel/ Frame
Wood Legs

101" 31 1/2" 38"

FABRIC

| | | |
|---------------|-------------------------------------|---|
| ALEX-910/W/F1 | Fabric w/ Fabric Back & Walnut Legs | 0 |
| ALEX-910/W/F2 | Fabric w/ Walnut Back & Legs | 0 |

LEATHER

| | | |
|---------------|---------------------------------------|---|
| ALEX-910/W/L1 | Leather w/ Leather Back & Walnut Legs | 0 |
| ALEX-910/W/L2 | Leather w/ Walnut Back & Legs | 0 |

ALEXANDRA Sofa

Texture Panel/ Frame
Wood Legs

71 1/2" 31 1/2" 38"

FABRIC

| | | |
|---------------|-------------------------------------|---|
| ALEX-915/W/F1 | Fabric w/ Fabric Back & Walnut Legs | 0 |
| ALEX-915/W/F2 | Fabric w/ Walnut Back & Legs | 0 |

LEATHER

| | | |
|---------------|---------------------------------------|---|
| ALEX-915/W/L1 | Leather w/ Leather Back & Walnut Legs | 0 |
| ALEX-915/W/L2 | Leather w/ Walnut Back & Legs | 0 |

ALEXANDRA 1 Arm Module (Left or Right)- Single Seat

Texture Panel/ Frame
Wood Legs

38" 31 1/2" 38"

FABRIC

| | | |
|---------------|-------------------------------------|---|
| ALEX-950/W/F1 | Fabric w/ Fabric Back & Walnut Legs | 0 |
| ALEX-950/W/F2 | Fabric w/ Walnut Back & Legs | 0 |

LEATHER

| | | |
|---------------|---------------------------------------|---|
| ALEX-950/W/L1 | Leather w/ Leather Back & Walnut Legs | 0 |
| ALEX-950/W/L2 | Leather w/ Walnut Back & Legs | 0 |



ALEXANDRA Armless Module - Single Seat

Texture Panel/ Frame
Wood Legs

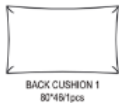
31 1/2" 31 1/2" 38"

FABRIC

| | | |
|---------------|-------------------------------------|---|
| ALEX-952/W/F1 | Fabric w/ Fabric Back & Walnut Legs | 0 |
| ALEX-952/W/F2 | Fabric w/ Walnut Back & Legs | 0 |

LEATHER

| | | |
|---------------|---------------------------------------|---|
| ALEX-952/W/L1 | Leather w/ Leather Back & Walnut Legs | 0 |
| ALEX-952/W/L2 | Leather w/ Walnut Back & Legs | 0 |



ALEXANDRA Armless Module - Double Seat

Texture Panel/ Frame
Wood Legs

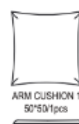
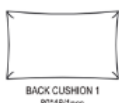
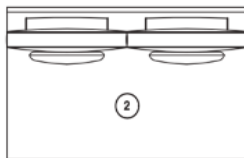
63" 31 1/2" 38"

FABRIC

| | | |
|---------------|-------------------------------------|---|
| ALEX-953/W/F1 | Fabric w/ Fabric Back & Walnut Legs | 0 |
| ALEX-953/W/F2 | Fabric w/ Walnut Back & Legs | 0 |

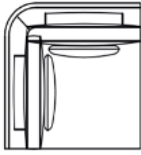
LEATHER

| | | |
|---------------|---------------------------------------|---|
| ALEX-953/W/L1 | Leather w/ Leather Back & Walnut Legs | 0 |
| ALEX-953/W/L2 | Leather w/ Walnut Back & Legs | 0 |



SOFAS & SECTIONALS

| Description | | Dimensions in Inches | | | INFO SHEET |
|-------------|--------|----------------------|---|---|------------|
| Item No. | Finish | W | H | D | |



BACK CUSHION 1
80"48"1pcs

ARM CUSHION 1
90"50"1pcs

ARM CUSHION 1
49"45"1pcs

ALEXANDRA Corner Module

Texture Panel/ Frame
Wood Legs

38" 31 1/2" 38"

FABRIC

| | | |
|----------------------|-------------------------------------|---|
| ALEX-954/W/F1 | Fabric w/ Fabric Back & Walnut Legs | 0 |
| ALEX-954/W/F2 | Fabric w/ Walnut Back & Legs | 0 |

LEATHER

| | | |
|----------------------|---------------------------------------|---|
| ALEX-954/W/L1 | Leather w/ Leather Back & Walnut Legs | 0 |
| ALEX-954/W/L2 | Leather w/ Walnut Back & Legs | 0 |

ALEXANDRA Chaise Lounge

Texture Panel/ Frame
Wood Legs

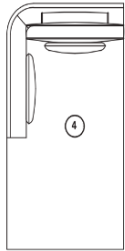
38" 31 1/2" 69 1/2"

FABRIC

| | | |
|----------------------|-------------------------------------|---|
| ALEX-955/W/F1 | Fabric w/ Fabric Back & Walnut Legs | 0 |
| ALEX-955/W/F2 | Fabric w/ Walnut Back & Legs | 0 |

LEATHER

| | | |
|----------------------|---------------------------------------|---|
| ALEX-955/W/L1 | Leather w/ Leather Back & Walnut Legs | 0 |
| ALEX-955/W/L2 | Leather w/ Walnut Back & Legs | 0 |



BACK CUSHION 1
80"48"1pcs



ARM CUSHION 1
80"50"1pcs

ALEXANDRA Chaise Lounge

Wood Legs

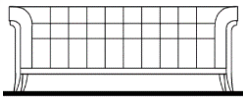
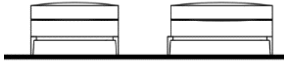
31 1/2" 15 1/2" 38"

FABRIC

| | | |
|---------------------|--------|---|
| ALEX-956/W/F | Fabric | 0 |
|---------------------|--------|---|

LEATHER

| | | |
|---------------------|---------|---|
| ALEX-956/W/L | Leather | 0 |
|---------------------|---------|---|



BARCELONA Sofa

Wood Legs

86 1/2" 28 1/2" 32 1/2"

FABRIC

| | | |
|---------------------|--------------------------------------|---|
| BARC-915/B/F | Solid Beech - Stained any wood color | 0 |
|---------------------|--------------------------------------|---|

LEATHER

| | | |
|---------------------|--------------------------------------|---|
| BARC-915/B/L | Solid Beech - Stained any wood color | 0 |
|---------------------|--------------------------------------|---|

BORSALINO Sofa

Wood Legs

98 1/2" 33 1/2" 39 1/2"

FABRIC

| | | |
|---------------------|--------|---|
| BORS-915/W/F | Walnut | 0 |
| BORS-915/O/F | Oak | 0 |

LEATHER

| | | |
|---------------------|--------|---|
| BORS-915/W/L | Walnut | 0 |
| BORS-915/O/L | Oak | 0 |



NOT ALL FABRICS ARE APPLICABLE - CONTACT OFFICE FOR CONFIRMATION

SOFAS & SECTIONALS

| Description | | Dimensions in Inches | | | INFO SHEET |
|-------------|--------|----------------------|---|---|------------|
| Item No. | Finish | W | H | D | |



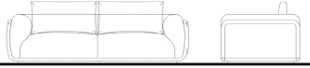
BORSALINO Sofa
Wood Legs

90 1/2" 33 1/2" 39 12"

| | | | | |
|---------------------|--------|--|--|---|
| FABRIC | | | | |
| BORS-916/W/F | Walnut | | | 0 |
| BORS-916/O/F | Oak | | | 0 |

| | | | | |
|---------------------|--------|--|--|---|
| LEATHER | | | | |
| BORS-916/W/L | Walnut | | | 0 |
| BORS-916/O/L | Oak | | | 0 |

NOT ALL FABRICS ARE APPLICABLE - CONTACT OFFICE FOR CONFIRMATION




BORSALINO Ottoman
Wood Legs

42 1/2" 18" 27 1/2"

| | | | | |
|---------------------|--------|--|--|---|
| FABRIC | | | | |
| BORS-956/W/F | Walnut | | | 0 |
| BORS-956/O/F | Oak | | | 0 |

| | | | | |
|---------------------|--------|--|--|---|
| LEATHER | | | | |
| BORS-956/W/L | Walnut | | | 0 |
| BORS-956/O/L | Oak | | | 0 |

NOT ALL FABRICS ARE APPLICABLE - CONTACT OFFICE FOR CONFIRMATION

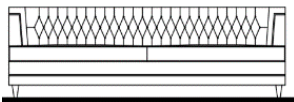


BOSTON 1 Sofa
Wood Legs

98 1/2" 27 1/2" 34"

| | | | | |
|---------------------|--------|--|--|---|
| FABRIC | | | | |
| BOST-915/W/F | Walnut | | | 0 |
| BOST-915/O/F | Oak | | | 0 |

| | | | | |
|---------------------|--------|--|--|---|
| LEATHER | | | | |
| BOST-915/W/L | Walnut | | | 0 |
| BOST-915/O/L | Oak | | | 0 |

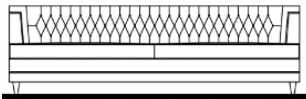



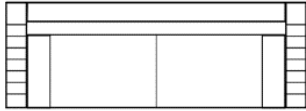
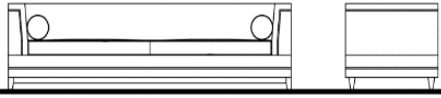
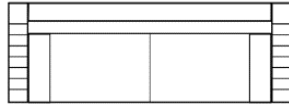

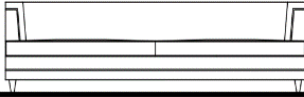

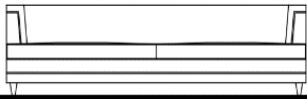
BOSTON 1 Sofa
Wood Legs

90 1/2" 27 1/2" 34"

| | | | | |
|---------------------|--------|--|--|---|
| FABRIC | | | | |
| BOST-916/W/F | Walnut | | | 0 |
| BOST-916/O/F | Oak | | | 0 |

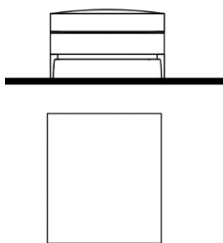
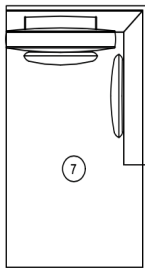
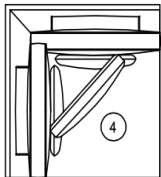
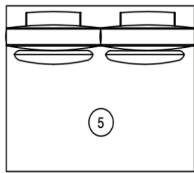
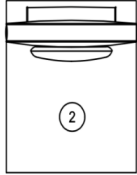

| | | | | |
|---------------------|--------|--|--|---|
| LEATHER | | | | |
| BOST-916/W/L | Walnut | | | 0 |
| BOST-916/O/L | Oak | | | 0 |



| SOFAS & SECTIONALS | Description | | Dimesions in Inches | | | INFO SHEET |
|---|-----------------------------------|--------|---------------------|---------|-----|------------|
| | Item No. | Finish | W | H | D | |
|  | BOSTON 2 Sofa Wood Legs | | 98 1/2" | 27 1/2" | 34" | |
| | FABRIC | | | | | |
|  | BOST-917/W/F | Walnut | | | | 0 |
| | LEATHER | | | | | |
| | BOST-917/W/L | Walnut | | | | 0 |
|  | BOSTON 2 Sofa Wood Legs | | 90 1/2" | 27 1/2" | 34" | |
| | FABRIC | | | | | |
|  | BOST-918/W/F | Walnut | | | | 0 |
| | LEATHER | | | | | |
| | BOST-918/W/L | Walnut | | | | 0 |
|  | BOSTON 3 Sofa Wood Legs | | 101" | 27 1/2" | 36" | |
| | FABRIC | | | | | |
|  | BOST-919/W/F | Walnut | | | | 0 |
| | BOST-919/O/F | Oak | | | | 0 |
| | LEATHER | | | | | |
| | BOST-919/W/L | Walnut | | | | 0 |
| | BOST-919/O/L | Oak | | | | 0 |
|  | BOSTON 3 Sofa Wood Legs | | 93 1/2" | 27 1/2" | 36" | |
| | FABRIC | | | | | |
|  | BOST-920/W/F | Walnut | | | | 0 |
| | BOST-920/O/F | Oak | | | | 0 |
| | LEATHER | | | | | |
| | BOST-920/W/L | Walnut | | | | 0 |
| | BOST-920/O/L | Oak | | | | 0 |


SOFAS & SECTIONALS

| Item No. | Description | Dimesions in Inches | | | INFO SHEET |
|----------|--|---------------------|---------|---------|------------|
| | | W | H | D | |
| | CASABLANCA 1 Arm Module (Left or Right)- Single Seat Wood Legs | 36 1/2" | 31 1/2" | 36 1/2" | |
| | FABRIC | | | | |
| | CASA-950/W/F Walnut | | | | 0 |
| | LEATHER | | | | |
| | CASA-950/W/L Walnut | | | | 0 |
| | CASABLANCA Armless Module - Single Seat Wood Legs | 31 1/2" | 31 1/2" | 36 1/2" | |
| | FABRIC | | | | |
| | CASA-952/W/F Walnut | | | | 0 |
| | LEATHER | | | | |
| | CASA-952/W/L Walnut | | | | 0 |
| | CASABLANCA Armless Module - Double Seat Wood Legs | 41" | 31 1/2" | 36 1/2" | |
| | FABRIC | | | | |
| | CASA-953/W/F Walnut | | | | 0 |
| | LEATHER | | | | |
| | CASA-953/W/L Walnut | | | | 0 |
| | CASABLANCA Corner Module Wood Legs | 41" | 31 1/2" | 36 1/2" | |
| | FABRIC | | | | |
| | CASA-954/W/F Walnut | | | | 0 |
| | LEATHER | | | | |
| | CASA-954/W/L Walnut | | | | 0 |
| | CASABLANCA Chaise Lounge Wood Legs | 36 1/2" | 31 1/2" | 61" | |
| | FABRIC | | | | |
| | CASA-955/W/F Walnut | | | | 0 |
| | LEATHER | | | | |
| | CASA-955/W/L Walnut | | | | 0 |
| | CASABLANCA Ottoman Wood Legs | 31 1/2" | 15 1/2" | 31 1/2" | |
| | FABRIC | | | | |
| | CASA-956/W/F Walnut | | | | 0 |
| | LEATHER | | | | |
| | CASA-956/W/L Walnut | | | | 0 |



SOFAS & SECTIONALS

| Description | | Dimensions in Inches | | | INFO SHEET |
|-------------|--------|----------------------|---|---|------------|
| Item No. | Finish | W | H | D | |



CASABLANCA Side Table - Narrow

Wood Legs

15" 11" 36 1/2"

| | | | | |
|-------------------|--------|--|--|---|
| CASA-960/W | Walnut | | | 0 |
|-------------------|--------|--|--|---|

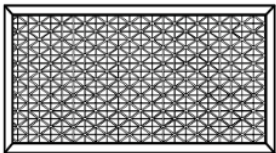


CASABLANCA Side Table - Wide

Wood Legs

23 1/2" 11" 36 1/2"

| | | | | |
|-------------------|--------|--|--|---|
| CASA-961/W | Walnut | | | 0 |
|-------------------|--------|--|--|---|

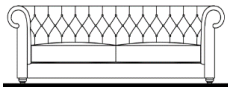


CASABLANCA Pattern Panel

To be added to any module back

23 1/2" 26 1/2" 1"

| | | | | |
|-------------------|--------|--|--|---|
| CASA-962/W | Walnut | | | 0 |
|-------------------|--------|--|--|---|



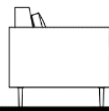
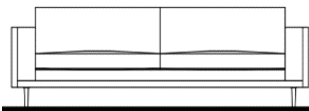
CHESTER Sofa

Wood Legs

101 1/2" 31 1/2" 35 1/2"

| | | | | |
|----------------------|--------|--|--|---|
| FABRIC | | | | |
| CHEST-915/W/F | Walnut | | | 0 |
| CHEST-915/O/F | Oak | | | 0 |

| | | | | |
|----------------------|--------|--|--|---|
| LEATHER | | | | |
| CHEST-915/W/L | Walnut | | | 0 |
| CHEST-915/O/L | Oak | | | 0 |




LOFT Sofa

Wood Legs

98 1/2" 29 1/2" 35 1/2"

| | | | | |
|----------------------|----------------|--|--|---|
| FABRIC | | | | |
| LOFT-915/W/F | Walnut | | | 0 |
| LOFT-915/O/F | Oak | | | 0 |
| LOFT-915/PW/F | Pyramid Walnut | | | 0 |

| | | | | |
|----------------------|----------------|--|--|---|
| LEATHER | | | | |
| LOFT-915/W/L | Walnut | | | 0 |
| LOFT-915/O/L | Oak | | | 0 |
| LOFT-915/PW/L | Pyramid Walnut | | | 0 |



LOFT Sofa

Metal Legs & Wood Sides & Back

78 1/2" 29 1/2" 35 1/2"

| | | | | |
|----------------------|----------------|--|--|---|
| FABRIC | | | | |
| LOFT-916/W/F | Walnut | | | 0 |
| LOFT-916/O/F | Oak | | | 0 |
| LOFT-916/PW/F | Pyramid Walnut | | | 0 |

| | | | | |
|----------------------|----------------|--|--|---|
| LEATHER | | | | |
| LOFT-916/W/L | Walnut | | | 0 |
| LOFT-916/O/L | Oak | | | 0 |
| LOFT-916/PW/L | Pyramid Walnut | | | 0 |

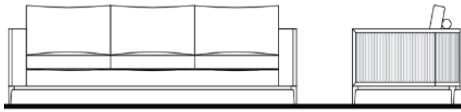
SOFAS & SECTIONALS

| Description | | Dimensions in Inches | | | INFO SHEET |
|-------------|--------|----------------------|---|---|------------|
| Item No. | Finish | W | H | D | |

MANHATTAN 3 Seater Sofa

Slatted Panel/ Frame (Black Slats)
Wood Legs

101" 31 1/2" 38"



| FABRIC | | | |
|---------------|-------------------------------------|--|---|
| MANH-910/W/F1 | Fabric w/ Fabric Back & Walnut Legs | | 0 |
| MANH-910/W/F2 | Fabric w/ Walnut Back & Legs | | 0 |
| MANH-910/O/F1 | Fabric w/ Fabric Back & Oak Legs | | 0 |
| MANH-910/O/F2 | Fabric w/ Oak Back & Legs | | 0 |
| MANH-910/PW/F | Fabric w/ Pyramid Walnut Back | | 0 |

| LEATHER | | | |
|---------------|---------------------------------------|--|---|
| MANH-910/W/L1 | Leather w/ Leather Back & Walnut Legs | | 0 |
| MANH-910/W/L2 | Leather w/ Walnut Back & Legs | | 0 |
| MANH-910/O/L1 | Leather w/ Leather Back & Oak Legs | | 0 |
| MANH-910/O/L2 | Leather w/ Oak Back & Legs | | 0 |
| MANH-910/PW/L | Leather w/ Pyramid Walnut Back | | 0 |

MANHATTAN Sofa

Slatted Panel/ Frame (Black Slats)
Wood Legs

71 1/2" 31 1/2" 38"



| FABRIC | | | |
|---------------|-------------------------------------|--|---|
| MANH-915/W/F1 | Fabric w/ Fabric Back & Walnut Legs | | 0 |
| MANH-915/W/F2 | Fabric w/ Walnut Back & Legs | | 0 |
| MANH-915/O/F1 | Fabric w/ Fabric Back & Oak Legs | | 0 |
| MANH-915/O/F2 | Fabric w/ Oak Back & Legs | | 0 |
| MANH-915/PW/F | Fabric w/ Pyramid Walnut Back | | 0 |

| LEATHER | | | |
|---------------|---------------------------------------|--|---|
| MANH-915/W/L1 | Leather w/ Leather Back & Walnut Legs | | 0 |
| MANH-915/W/L2 | Leather w/ Walnut Back & Legs | | 0 |
| MANH-915/O/L1 | Leather w/ Leather Back & Oak Legs | | 0 |
| MANH-915/O/L2 | Leather w/ Oak Back & Legs | | 0 |
| MANH-915/PW/L | Leather w/ Pyramid Walnut Back | | 0 |

MANHATTAN 1 Arm Module (Left or Right)- Single Seat

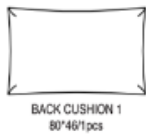
Slatted Panel/ Frame (Black Slats)
Wood Legs

38" 31 1/2" 38"



| FABRIC | | | |
|---------------|-------------------------------------|--|---|
| MANH-950/W/F1 | Fabric w/ Fabric Back & Walnut Legs | | 0 |
| MANH-950/W/F2 | Fabric w/ Walnut Back & Legs | | 0 |
| MANH-950/O/F1 | Fabric w/ Fabric Back & Oak Legs | | 0 |
| MANH-950/O/F2 | Fabric w/ Oak Back & Legs | | 0 |
| MANH-950/PW/F | Fabric w/ Pyramid Walnut Back | | 0 |

| LEATHER | | | |
|---------------|---------------------------------------|--|---|
| MANH-950/W/L1 | Leather w/ Leather Back & Walnut Legs | | 0 |
| MANH-950/W/L2 | Leather w/ Walnut Back & Legs | | 0 |
| MANH-950/O/L1 | Leather w/ Leather Back & Oak Legs | | 0 |
| MANH-950/O/L2 | Leather w/ Oak Back & Legs | | 0 |
| MANH-950/PW/L | Leather w/ Pyramid Walnut Back | | 0 |



SOFAS & SECTIONALS

| Description | | Dimensions in Inches | | | INFO SHEET |
|-------------|--------|----------------------|---|---|------------|
| Item No. | Finish | W | H | D | |

MANHATTAN Armless Module - Single Seat

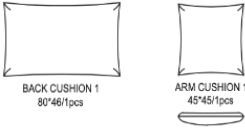
Slatted Panel/ Frame (Black Slats)
Wood Legs

31 1/2" 31 1/2" 38"



FABRIC

| | | |
|----------------------|-------------------------------------|---|
| MANH-952/W/F1 | Fabric w/ Fabric Back & Walnut Legs | 0 |
| MANH-952/W/F2 | Fabric w/ Walnut Back & Legs | 0 |
| MANH-952/O/F1 | Fabric w/ Fabric Back & Oak Legs | 0 |
| MANH-952/O/F2 | Fabric w/ Oak Back & Legs | 0 |
| MANH-952/PW/F | Fabric w/ Pyramid Walnut Back | 0 |



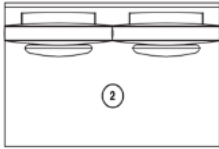
LEATHER

| | | |
|----------------------|---------------------------------------|---|
| MANH-952/W/L1 | Leather w/ Leather Back & Walnut Legs | 0 |
| MANH-952/W/L2 | Leather w/ Walnut Back & Legs | 0 |
| MANH-952/O/L1 | Leather w/ Leather Back & Oak Legs | 0 |
| MANH-952/O/L2 | Leather w/ Oak Back & Legs | 0 |
| MANH-952/PW/L | Leather w/ Pyramid Walnut Back | 0 |

MANHATTAN Armless Module - Double Seat

Slatted Panel/ Frame (Black Slats)
Wood Legs

71" 31 1/2" 38"



FABRIC

| | | |
|----------------------|-------------------------------------|---|
| MANH-953/W/F1 | Fabric w/ Fabric Back & Walnut Legs | 0 |
| MANH-953/W/F2 | Fabric w/ Walnut Back & Legs | 0 |
| MANH-953/O/F1 | Fabric w/ Fabric Back & Oak Legs | 0 |
| MANH-953/O/F2 | Fabric w/ Oak Back & Legs | 0 |
| MANH-953/PW/F | Fabric w/ Pyramid Walnut Back | 0 |



LEATHER

| | | |
|----------------------|---------------------------------------|---|
| MANH-953/W/L1 | Leather w/ Leather Back & Walnut Legs | 0 |
| MANH-953/W/L2 | Leather w/ Walnut Back & Legs | 0 |
| MANH-953/O/L1 | Leather w/ Leather Back & Oak Legs | 0 |
| MANH-953/O/L2 | Leather w/ Oak Back & Legs | 0 |
| MANH-953/PW/L | Leather w/ Pyramid Walnut Back | 0 |

MANHATTAN Corner Module

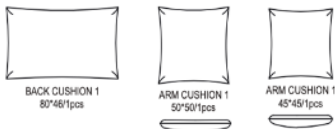
Slatted Panel/ Frame (Black Slats)
Wood Legs

38" 31 1/2" 38"



FABRIC

| | | |
|----------------------|-------------------------------------|---|
| MANH-954/W/F1 | Fabric w/ Fabric Back & Walnut Legs | 0 |
| MANH-954/W/F2 | Fabric w/ Walnut Back & Legs | 0 |
| MANH-954/O/F1 | Fabric w/ Fabric Back & Oak Legs | 0 |
| MANH-954/O/F2 | Fabric w/ Oak Back & Legs | 0 |
| MANH-954/PW/F | Fabric w/ Pyramid Walnut Back | 0 |



LEATHER

| | | |
|----------------------|---------------------------------------|---|
| MANH-954/W/L1 | Leather w/ Leather Back & Walnut Legs | 0 |
| MANH-954/W/L2 | Leather w/ Walnut Back & Legs | 0 |
| MANH-954/O/L1 | Leather w/ Leather Back & Oak Legs | 0 |
| MANH-954/O/L2 | Leather w/ Oak Back & Legs | 0 |
| MANH-954/PW/L | Leather w/ Pyramid Walnut Back | 0 |

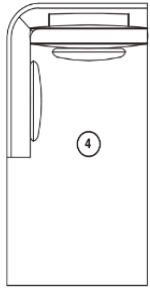
SOFAS & SECTIONALS

| Description | | Dimensions in Inches | | | INFO SHEET |
|-------------|--------|----------------------|---|---|------------|
| Item No. | Finish | W | H | D | |

MANHATTAN Chaise Lounge

Slatted Panel/ Frame (Black Slats)
Wood Legs

38" 31 1/2" 69 1/2"



BACK CUSHION 1
80"46"1pcs



ARM CUSHION
50"50"2pcs

FABRIC

| | | |
|----------------------|-------------------------------------|---|
| MANH-955/W/F1 | Fabric w/ Fabric Back & Walnut Legs | 0 |
| MANH-955/W/F2 | Fabric w/ Walnut Back & Legs | 0 |
| MANH-955/O/F1 | Fabric w/ Fabric Back & Oak Legs | 0 |
| MANH-955/O/F2 | Fabric w/ Oak Back & Legs | 0 |
| MANH-955/PW/F | Fabric w/ Pyramid Walnut Back | 0 |

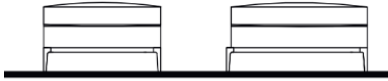
LEATHER

| | | |
|----------------------|---------------------------------------|---|
| MANH-955/W/L1 | Leather w/ Leather Back & Walnut Legs | 0 |
| MANH-955/W/L2 | Leather w/ Walnut Back & Legs | 0 |
| MANH-955/O/L1 | Leather w/ Leather Back & Oak Legs | 0 |
| MANH-955/O/L2 | Leather w/ Oak Back & Legs | 0 |
| MANH-955/PW/L | Leather w/ Pyramid Walnut Back | 0 |

MANHATTAN Ottoman

Wood Legs

31" 31 1/2" 38"



FABRIC

| | | |
|---------------------|--------|---|
| MANH-956/W/F | Walnut | 0 |
| MANH-956/O/F | Oak | 0 |

LEATHER

| | | |
|---------------------|--------|---|
| MANH-956/W/L | Walnut | 0 |
| MANH-956/O/L | Oak | 0 |

TORINO Sectional

Wood Legs & Shelving

78 3/4" 34" 36"

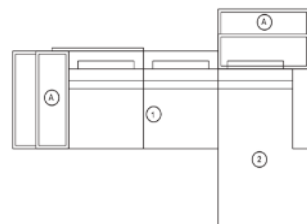


FABRIC

| | | |
|---------------------|-------------------------------------|---|
| TORI-945/W/F | Walnut & Pyramid Walnut Combination | 0 |
|---------------------|-------------------------------------|---|

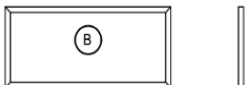
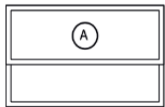
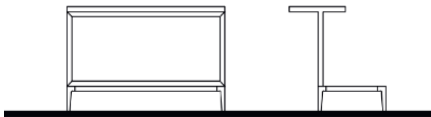
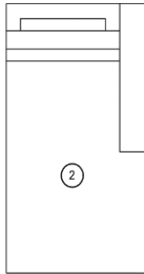

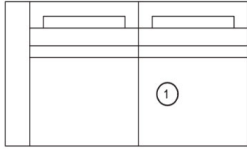
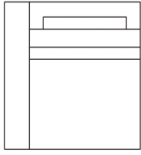
LEATHER

| | | |
|---------------------|-------------------------------------|---|
| TORI-945/W/L | Walnut & Pyramid Walnut Combination | 0 |
|---------------------|-------------------------------------|---|



SOFAS & SECTIONALS



| Description | Dimesions in Inches | | | INFO SHEET | |
|---|---------------------------------------|--------|---------|------------|---------|
| | Item No. | Finish | W | | H |
| TORINO 1 Arm Module (Left or Right) - Single Seat Wood Legs | | | 38 1/2" | 31 1/2" | 38 1/2" |
| FABRIC | | | | | |
| TORI-950/W/F | Walnut | | | | 0 |
| LEATHER | | | | | |
| TORI-950/W/L | Walnut | | | | 0 |
| TORINO 1 Arm Module (Left or Right) - Double Seat Wood Legs | | | 70 7/8" | 31 1/2" | 38 1/2" |
| FABRIC | | | | | |
| TORI-951/W/F | Walnut | | | | 0 |
| LEATHER | | | | | |
| TORI-951/W/L | Walnut | | | | 0 |
| TORINO Armless Module - Single Seat Wood Legs | | | 31 1/2" | 31 1/2" | 38 1/2" |
| FABRIC | | | | | |
| TORI-952/W/F | Walnut | | | | 0 |
| LEATHER | | | | | |
| TORI-952/W/L | Walnut | | | | 0 |
| TORINO Chaise Lounge Wood Legs | | | 38 1/2" | 31 1/2" | 70" |
| FABRIC | | | | | |
| TORI-955/W/F | Walnut | | | | 0 |
| LEATHER | | | | | |
| TORI-955/W/L | Walnut | | | | 0 |
| TORINO Sofa Back Table | | | 38 1/2" | 24 1/2" | 23 1/2" |
| TORI-960/W | Walnut & Pyramid Walnut Combination | | | | 0 |
| TORINO Panel For Back or Arm (Only Mobi Leathers - Mastrotto is Upcharge) | | | 38 1/2" | 17 1/2" | 1" |
| LEATHER | | | | | |
| TORI-962/W | Upholstered in Leather w/ Walnut Trim | | | | 0 |
| TORI-962/UPCH | Mastrotto Leather | | | | 0 |



ALL WOOD AVAILABLE AT SAME PRICE

MOBi

BENCHES

| BENCHES | Description | | Dimensions in Inches | | | INFO SHEET |
|---|--|--------------------------------|----------------------|---------|---------|------------|
| | Item No. | Finish | W | H | D | |
|  | COZY Bench | | 51" | 17 1/2" | 14" | |
| | FABRIC | | | | | |
| | COZY-750/M/F | Metal Leg | | | | 0 |
| | COZY-750/W/F | Walnut Leg | | | | 0 |
| | LEATHER | | | | | |
| | COZY-750/M/L | Metal Leg | | | | 0 |
| COZY-750/W/L | Walnut Leg | 0 | | | | |
|  | EDINBURGH Bench Wood Legs | | 59" | 16 1/2" | 19 1/2" | |
| | FABRIC | | | | | |
| | EDIN-750/W/F | Walnut | | | | 0 |
| | LEATHER | | | | | |
| | EDIN-750/W/L | Walnut | | | | 0 |
| |  | PERA Bench Wood Legs | | | | 63" |
| FABRIC | | | | | | |
| PERA-750L/W/F | | Walnut | 0 | | | |
| PERA-750L/O/F | | Oak | 0 | | | |
| LEATHER | | | | | | |
| PERA-750L/W/L | | Walnut | 0 | | | |
| PERA-750L/O/L | Oak | 0 | | | | |
|  | VERSUS Bench - Left | | 39 1/2" | 25" | 18 1/2" | |
| | FABRIC | | | | | |
| | VERS-750L/W/F | Walnut | | | | 0 |
| | VERS-750L/O/F | Oak | | | | 0 |
| | LEATHER | | | | | |
| | VERS-750L/W/L | Walnut | | | | 0 |
| VERS-750L/O/L | Oak | 0 | | | | |
|  | VERSUS Bench - Right | | 39 1/2" | 25" | 18 1/2" | |
| | FABRIC | | | | | |
| | VERS-750R/W/F | Walnut | | | | 0 |
| | VERS-750R/O/F | Oak | | | | 0 |
| | LEATHER | | | | | |
| | VERS-750R/W/L | Walnut | | | | 0 |
| VERS-750R/O/L | Oak | 0 | | | | |

MOBi

LIGHTING

| LIGHTING | Description | | Dimensions in Inches | | | INFO SHEET |
|---|---|----------------------------|----------------------|---------|---------|------------|
| | Item No. | Finish | W | H | D | |
|  | BALI Floor Lamp Metal Accents (HG Stainless Steel or Mobi Brass) | | 23 1/2" | 73" | 23 1/2" | |
| | BALI-135/L | High Gloss Lacquer | | | | 0 |
| | BALI-135/W | Walnut | | | | 0 |
|  | CINQUE Table Lamp | | LAMP SHADE 19 1/2" | 26 1/2" | 14" | |
| | | | LAMP BODY 14" | | | |
| | CINQ-130/L | Lacquer | | | | 0 |
| | CINQ-130/W | Walnut | | | | 0 |
| | CINQ-130/W | Oak | | | | 0 |
|  | COCO Table Lamp Metal Accents (HG Stainless Steel or Mobi Brass) | | LAMP SHADE 19 1/2" | 24" | 17" | 19 1/2" |
| | | | LAMP BODY 17" | | | |
| | COCO-130/L | High Gloss Lacquer | | | | 0 |
| | COCO-130/W | Walnut | | | | 0 |
|  | COCO Table Lamp Metal Accents (HG Stainless Steel or Mobi Brass) | | LAMP SHADE 14 1/2" | 18" | 12 1/2" | 14 1/2" |
| | | | LAMP BODY 12 1/2" | | | |
| | COCO-131/L | High Gloss Lacquer | | | | 0 |
| | COCO-131/W | Walnut | | | | 0 |
|  | EPHESUS Table Lamp Metal Accents (HG Stainless Steel or Mobi Brass) | | 14" | 14" | 14" | |
| | EPHE-130/M | Marble w/ Opal Glass Shade | | | | 0 |
|  | GIZA Table Lamp Metal Accents (HG Stainless Steel or Mobi Brass) | | 15 1/2" | 26 1/2" | 10 1/2" | |
| | GIZA-130/L | High Gloss Lacquer | | | | 0 |

| LIGHTING | Description | | Dimesions in Inches | | | INFO SHEET |
|----------|-------------|--------|---------------------|---|---|------------|
| | Item No. | Finish | W | H | D | |



JELLY Table Lamp
 Metal Accents (HG Stainless Steel or Mobi Brass)
 14" 21 1/2" 14"

| | | |
|-------------------|--|---|
| JELL-130/L | High Gloss Lacquer w/ Opal Glass Shade | 0 |
| JELL-130/W | Walnut w/ Opal Glass Shade | 0 |



VERSUS Floor Lamp
 Metal Accents (HG Stainless Steel or Mobi Brass)
 21 1/2" 71" 21 1/2"

| | | |
|-------------------|---------|---|
| VERS-135/L | Lacquer | 0 |
| VERS-135/W | Walnut | 0 |
| VERS-135/W | Oak | 0 |