

REMI

MOOME COLLECTION



REMI

PRODUCT INFORMATION

RELAX: STANDARD - MANUAL HEAD REST INCLUDED
OPTION FOR ELECTRICAL HEADREST (UPCHARGE LISTED IN PRICE LIST)



COMFORT: STANDARD SWM (MEDIUM)

SWIVEL BASE: ROUND / 4-LEG / 5-LEG (SEE NEXT PAGE FOR UPCHARGES)

BATTERY: AC06S (BUILT-IN BATTERY WITH CHARGING PORT ON BACK)

OPTIONS: PUSH BUTTON STANDARD FRONT RIGHT: OPDR
PUSH BUTTON STANDARD IN STAINLESS STEEL, AVAILABLE IN BLACK:OPDX (NO UPCHARGE)
HANDLE STANDARD IN RVS, AVAILABLE IN BLACK:OPHDLZ (NO UPCHARGE)

ARM CHAIR

REMI (INSIDE FABRIC/LEATHER OUTSIDE)=
REMI (LEATHER INSIDE/ FABRIC OUTSIDE)=



1 = FABRIC (1 POSITION) INNER BACK + SEAT
2 = LEATHER (2 POSITION) OUTER BACK



1 = FABRIC (1 POSITION) INNER BACK + SEAT
2 = LEATHER (2 POSITION) OUTER BACK

REMI


PRODUCT INFORMATION

STANDARD BASE OPTIONS:

PRICING:

PHOTO:

TMF1 - GB	ROUND CHROME BASE
TMF1 - ZW	ROUND BLACK BASE



KMF3 - ZW	5 POINT MATTE BLACK BASE
KMF3 - RVS	5 POINT STAINLESS STEEL BASE



KMF7 - ZW	5 POINT MATTE BLACK BASE
KMF7 - GB	5 POINT CHROME BASE



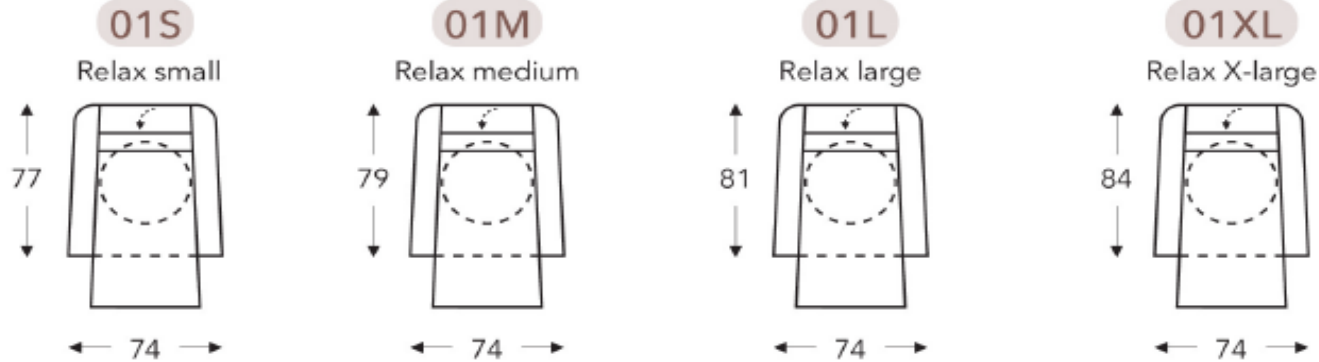
REMI

PRODUCT INFORMATION

DIMENSIONS IN CM

Manual headrest

WITH GAS SPRING + SWIVEL FOOT



Seat height adjustable by cone height:

Possibilities:

01S-03S-05S= COP3
01M-03M-05M = COM2/COP3
01L-03L-05L= COM3/COP2
01XL-03XL-05XL= not possible

403S-405S = COP3
403M-405M = COM2/COP3
403L-405L = COM3/COP2
403XL-405XL= not possible

Explanation of codings:

*COP3= Seat height +3cm
*COP2= Seat height +2cm
*COM2= Seat height -2cm
*COM3= Seat height -3cm

REMI

PRODUCT INFORMATION

DIMENSIONS IN CM

**2 MOTORS + TILT FUNCTION INCLUDED
+ SWIVEL FOOT + MOVING ARMREST**

Manual headrest

Electric headrest

Seat height adjustable by
cone height:

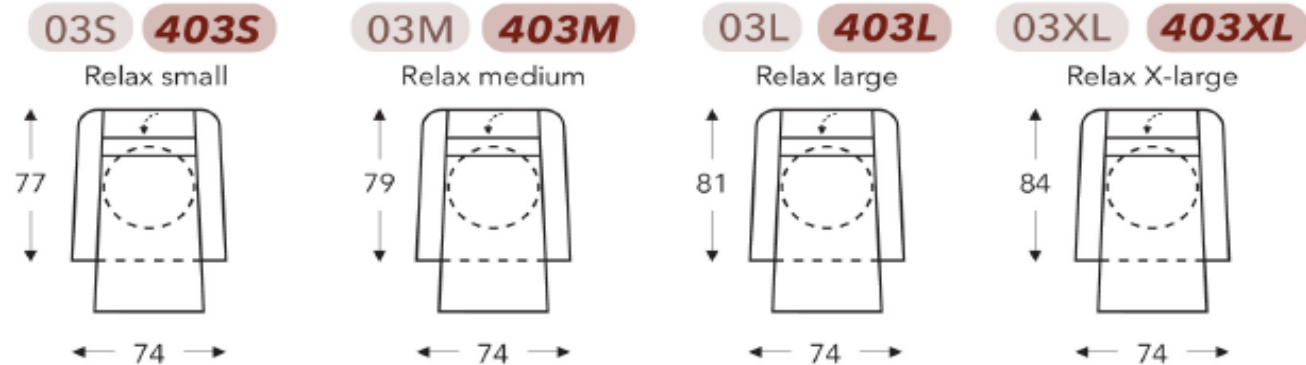
Possibilities:

01S-03S-05S= COP3
01M-03M-05M = COM2/COP3
01L-03L-05L= COM3/COP2
01XL-03XL-05XL= not possible

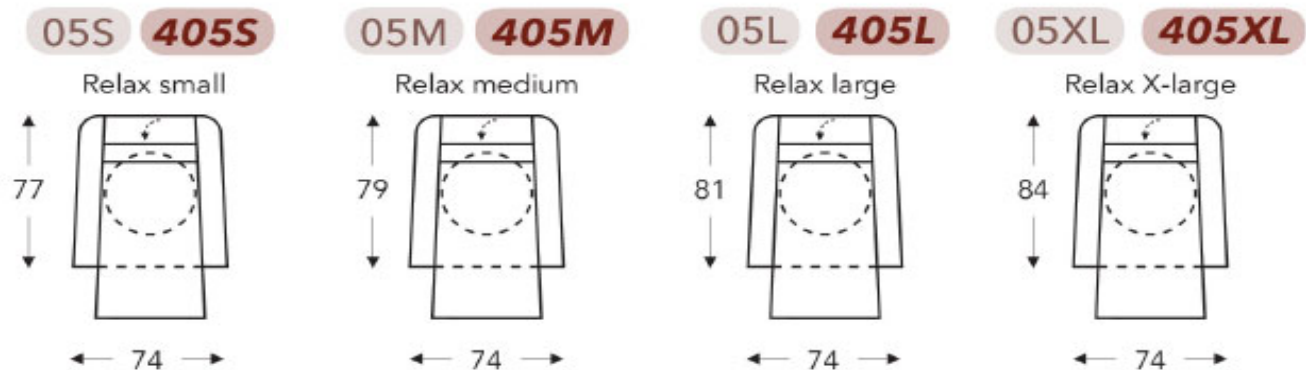
403S-405S = COP3
403M-405M = COM2/COP3
403L-405L = COM3/COP2
403XL-405XL= not possible

Explanation of codings:

*COP3= Seat height +3cm
*COP2= Seat height +2cm
*COM2= Seat height -2cm
*COM3= Seat height -3cm



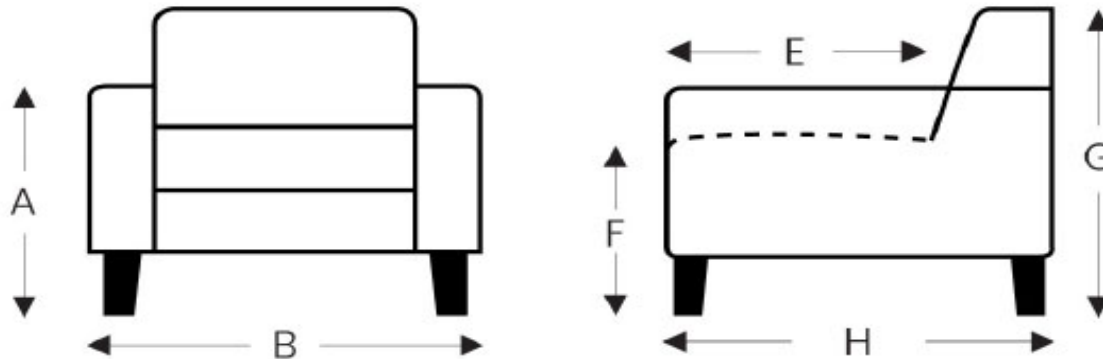
**WITH POWERLIFT 2 MOTORS + TILT FUNCTION INCLUDED
+ SWIVEL FOOT + MOVING ARMREST**



REMI

PRODUCT INFORMATION

DIMENSIONS IN CM



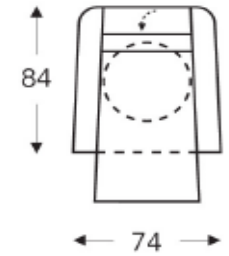
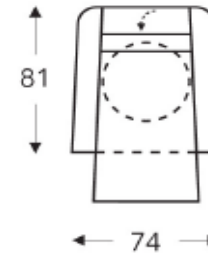
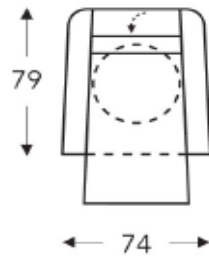
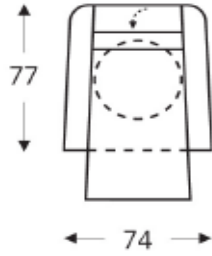
(Tolerance on dimensions $\pm 3\%$)

	A Armrest height	B Width	E Seat dept	F Seat height	G Back height	H Dept
S: small	58 cm	74 cm	50 cm	43 cm	106 cm	77 cm
M: medium	61 cm	74 cm	52 cm	46 cm	108 cm	79 cm
L: large	64 cm	74 cm	54 cm	49 cm	112 cm	81 cm
XL: X-large	69 cm	74 cm	56 cm	52 cm	117 cm	84 cm

REMI

ARMREST H:

S = 22 7/8"
M = 24"
L = 25 1/4"
XL = 27 1/8"



W X D:	29 1/8" X 30 3/8"	29 1/8" X 31 1/8"	29 1/8" X 31 7/8"	29 1/8" X 33"
H:	41 3/4"	42 1/2"	44"	46"
SH X SD:	17" x 19 5/8"	18 1/8" x 20 1/2"	19 1/4" x 21 1/4"	20 1/2" x 22"

Article Code	01S	01M	01L	01XL
Description	Small Manual Recliner & Manual Headrest	Medium Manual Recliner & Manual Headrest	Large Manual Recliner & Manual Headrest	Extra Large Manual Recliner & Manual Headrest

COM Yardage	4.02	4.02	4.02	4.02
-------------	------	------	------	------

Fabric	
COM	
ST02	
ST03	
ST05	
ST06	

COL Sqft	72.98	72.98	72.98	72.98
----------	-------	-------	-------	-------

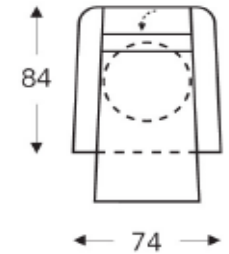
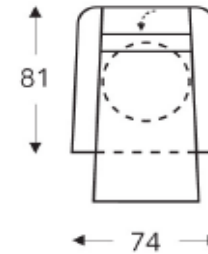
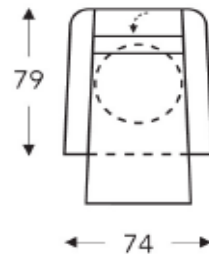
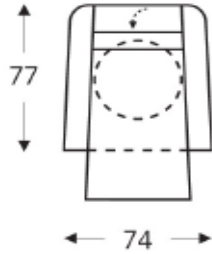
Leather	
COL	
W4	
W6	

FABRIC SELECTION MUST BE TB117 CERTIFIED

REMI

ARMREST H:

S = 22 7/8"
M = 24"
L = 25 1/4"
XL = 27 1/8"



W X D:	29 1/8" X 30 3/8"	29 1/8" X 31 1/8"	29 1/8" X 31 7/8"	29 1/8" X 33"
H:	41 3/4"	42 1/2"	44"	46"
SH X SD:	17" x 19 5/8"	18 1/8" x 20 1/2"	19 1/4" x 21 1/4"	20 1/2" x 22"

Article Code	03S	03M	03L	03XL
Description	Small Swivel Motorized Recliner w/ Manual Headrest & Built-In Battery Pack	Medium Swivel Motorized Recliner w/ Manual Headrest & Built-In Battery Pack	Large Swivel Motorized Recliner w/ Manual Headrest & Built-In Battery Pack	Extra Large Swivel Motorized Recliner w/ Manual Headrest & Built-In Battery Pack

COM Yardage	4.02	4.02	4.02	4.02
-------------	------	------	------	------

Fabric				
COM				
ST02				
ST03				
ST05				
ST06				

COL Sqft	72.98	72.98	72.98	72.98
----------	-------	-------	-------	-------

Leather				
COL				
W4				
W6				

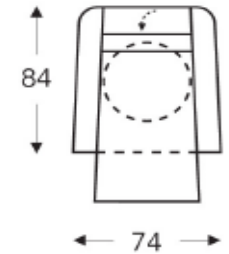
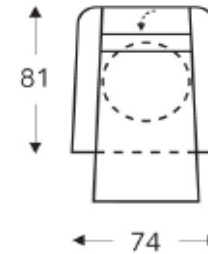
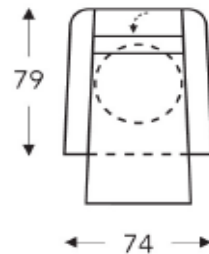
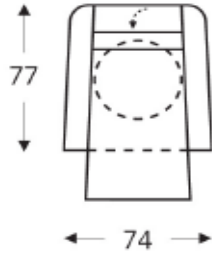
UPCHARGE FOR MOTORIZED HEADREST (ITEM # CHANGES TO 4 + REFERENCE CODE)

FABRIC SELECTION MUST BE TB117 CERTIFIED

REMI

ARMREST H:

S = 22 7/8"
M = 24"
L = 25 1/4"
XL = 27 1/8"



W X D:	29 1/8" X 30 3/8"	29 1/8" X 31 1/8"	29 1/8" X 31 7/8"	29 1/8" X 33"
H:	41 3/4"	42 1/2"	44"	46"
SH X SD:	17" x 19 5/8"	18 1/8" x 20 1/2"	19 1/4" x 21 1/4"	20 1/2" x 22"

Article Code	05S	05M	05L	05XL
Description	Small Swivel Motorized Recliner incl Power Lift w/ Manual Headrest & Built-In Battery Pack	Medium Swivel Motorized Recliner incl Power Lift w/ Manual Headrest & Built-In Battery Pack	Large Swivel Motorized Recliner incl Power Lift w/ Manual Headrest & Built-In Battery Pack	Extra Large Swivel Motorized Recliner incl Power Lift w/ Manual Headrest & Built-In Battery Pack

COM Yardage	4.02	4.02	4.02	4.02
--------------------	------	------	------	------

Fabric	
COM	
ST02	
ST05	
ST05	
ST06	

COL Sqft	72.98	72.98	72.98	72.98
-----------------	-------	-------	-------	-------

Leather	
COL	
W4	
W6	

UPCHARGE FOR MOTORIZED HEADREST (ITEM # CHANGES TO 4 + REFERENCE CODE)

FABRIC SELECTION MUST BE TB117 CERTIFIED