

ROCKY

MOOME COLLECTION



ROCKY

PRODUCT INFORMATION

FIX ELEMENT: MANUALLY ADJUSTABLE HEADREST
OPTION: MOTORIZED HEADREST (UPCHARGE)

RELAX: ZERO GRAVITY RECLINING SEAT

COMFORT: STANDARD M (MEDIUM)
OPTION: HARD (H) - NO UPCHARGE

FEET:	STANDARD CURVED METAL SLED LEF IN RAL 9005 BLACK (HEIGHT: 13CM)	SL16-130-ZW
	OPTION: CURVED METAL SLED LEG IN BRONZATO (HEIGHT: 13CM) - NO UPCHARGE	SL16-130-BR
	OPTION: CURVED METAL SLED LEG IN RVS (HEIGHT: 13CM) - NO UPCHARGE	SL16-130-RVS



BATTERY PACK: ADD - ON OPTION FOR UPCHARGE

FINISH NOTES

NOT AVAILABLE IN LEATHERS:

W401XX
W429XX
W477XX

ROCKY

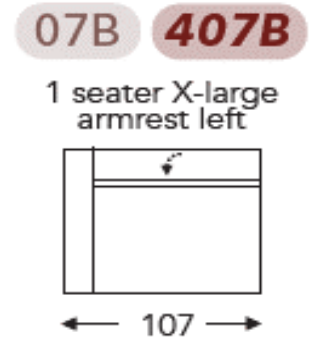
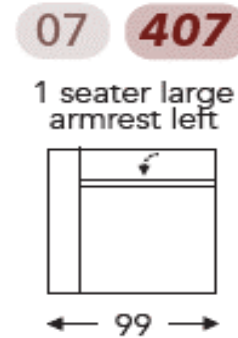
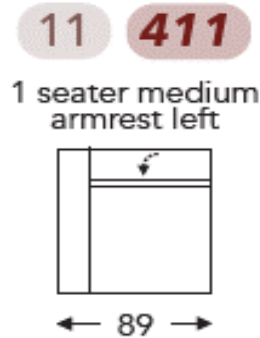
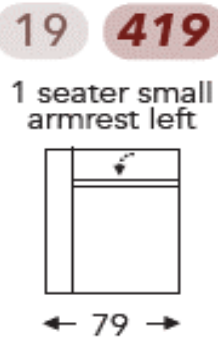
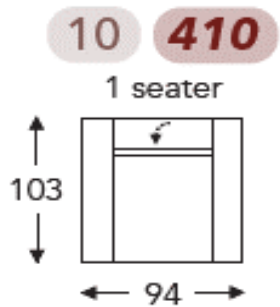
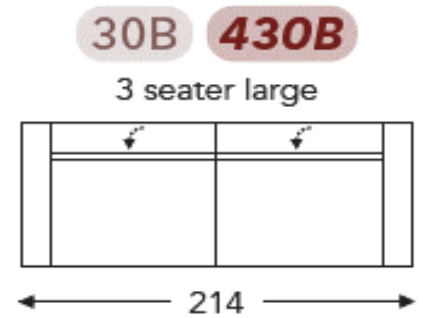
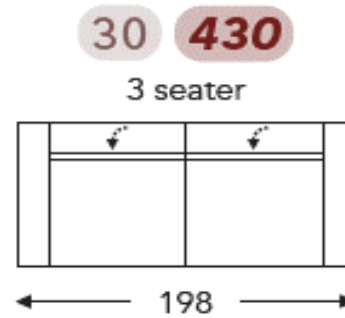
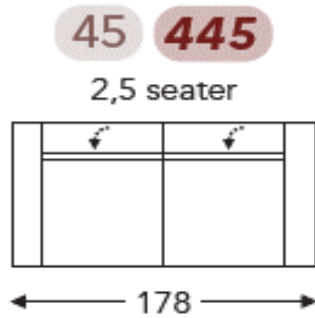
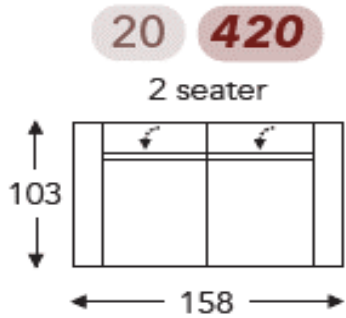
PRODUCT INFORMATION

DIMENSIONS IN CM

FIXED SEATS W/ MANUAL OR MOTORIZED HEAD MECHANISM

↻ Manual headrest L+R

↻ *Electric headrest L+R*



ROCKY

PRODUCT INFORMATION

DIMENSIONS IN CM

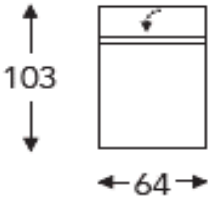
FIXED SEATS W/ MANUAL OR MOTORIZED HEAD MECHANISM

↻ Manual headrest L+R

↻ *Electric headrest L+R*


17 **417**

1 seater small
without armrests



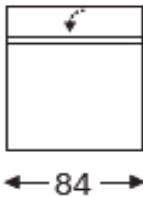
15 **415**

1 seater medium
without armrests



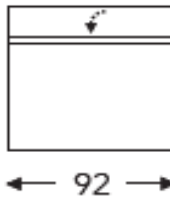
09 **409**

1 seater large
without armrests



09B **409B**

1 seater X-large
without armrests



ROCKY

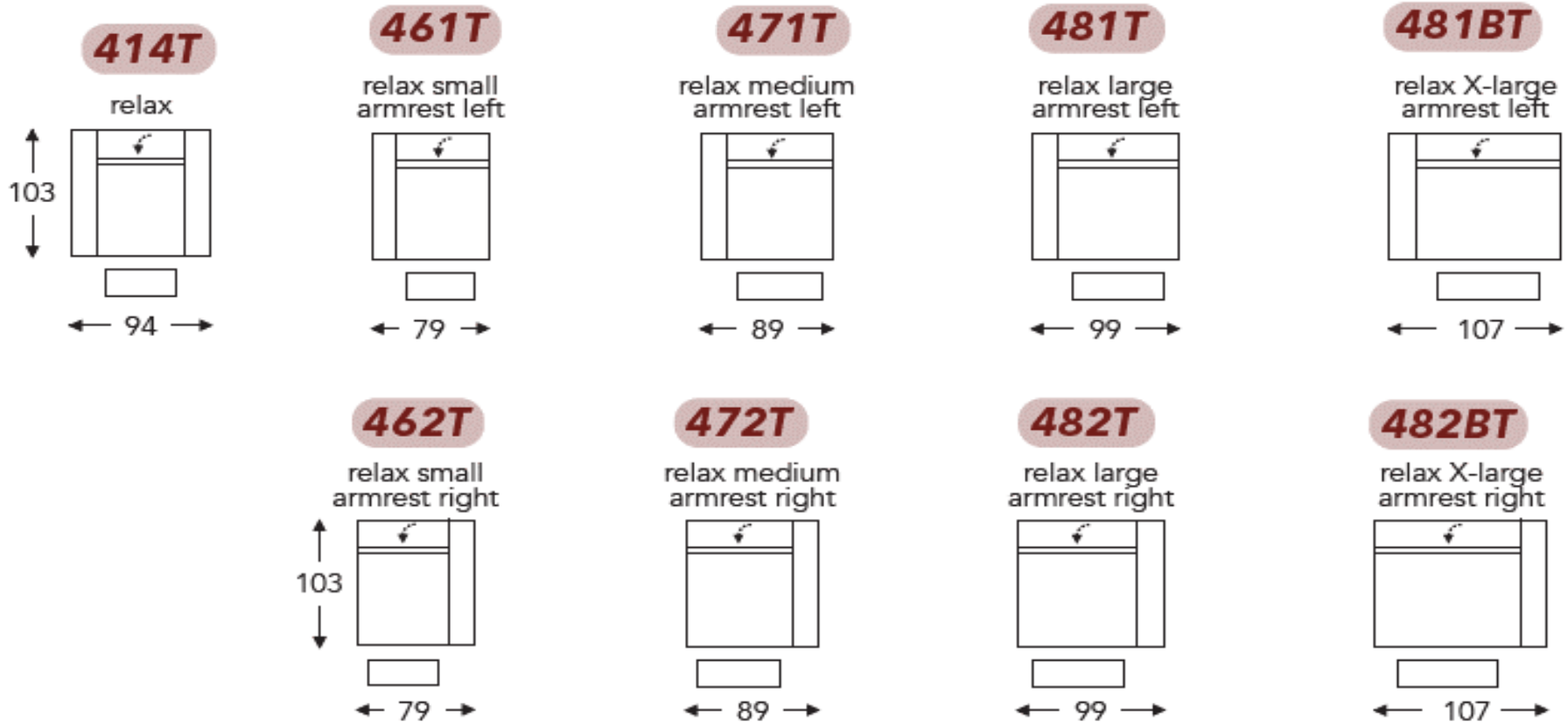
PRODUCT INFORMATION

DIMENSIONS IN CM

ZERO GRAVITY RECLINING SEATS W/ MOTORIZED HEAD MECHANISM

Electric headrest

T = MOTORIZED RECLINER



ROCKY

PRODUCT INFORMATION

DIMENSIONS IN CM

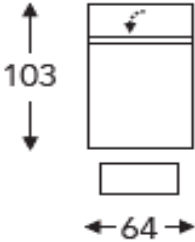
ZERO GRAVITY RECLINING SEATS W/ MOTORIZED HEAD MECHANISM

Electric headrest

T = MOTORIZED RECLINER

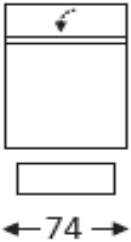
463T

relax small
without armrests



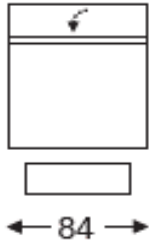
473T

relax medium
without armrests



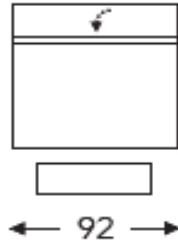
483T

relax large
without armrests



483BT

relax X-large
without armrests



ROCKY

PRODUCT INFORMATION

DIMENSIONS IN CM

END ELEMENT

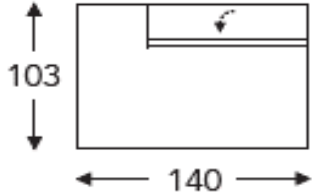
CORNER

↻ Manual headrest L+R

↻ *Electric headrest L+R*

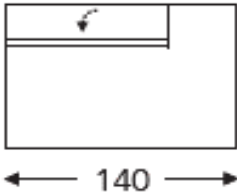
51 **451**

Endelement left



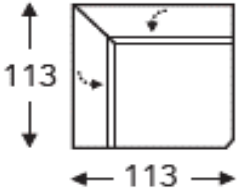
52 **452**

Endelement right



40 **440**

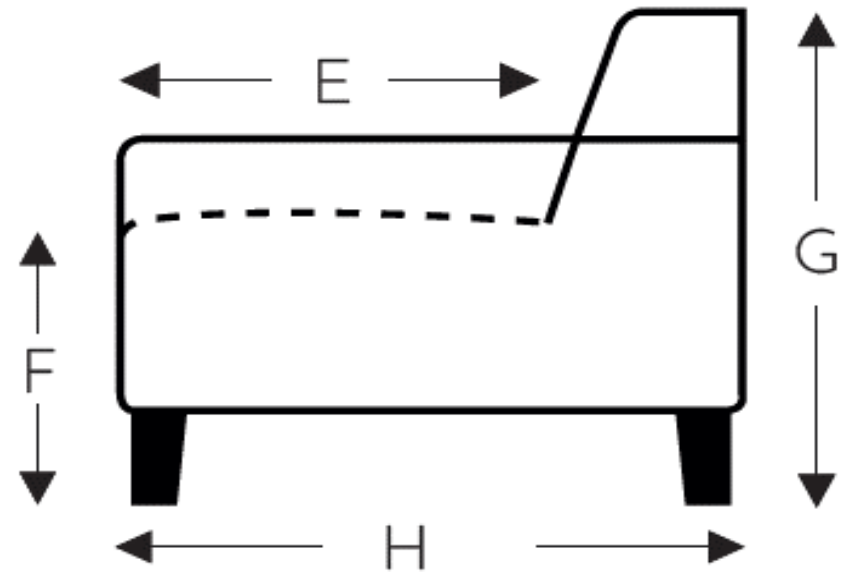
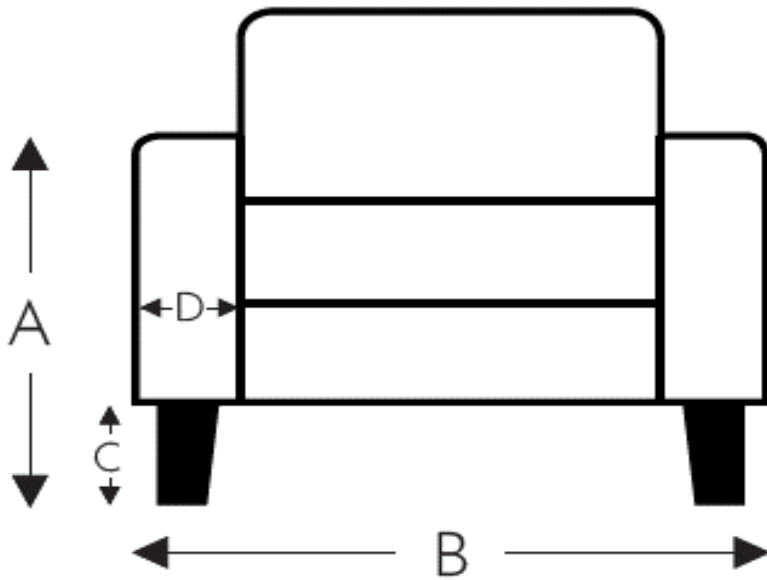
Corner



ROCKY

PRODUCT INFORMATION

DIMENSIONS IN CM



(Tolerance on dimensions $\pm 3\%$)

- A. Arm height: 66 cm
- B. Width: variable per elements
- C. Feet height: 13 cm
- D. Arm width: 15 cm
- E. Seat dept: 58 cm
- F. Seat height: 49 cm
- G. Back height: 81 cm
- H. Dept: 103 cm

ROCKY

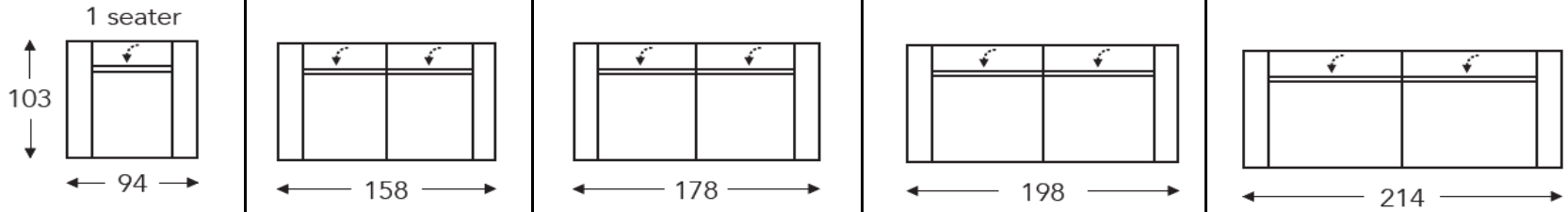
ARM

W: 6"

H: 26"

ELEMENT

SH: 19 1/4"



W:	37"	62 1/4"	70"	78"	84 1/4"
H:	31 7/8"	31 7/8"	31 7/8"	31 7/8"	31 7/8"
D:	40 1/2"	40 1/2"	40 1/2"	40 1/2"	40 1/2"

Article Code	10	20	45	30	30B
Description	Chair w/ Manual Headrest	Loveseat w/ Manual Headrest	Mid-Sofa w/ Manual Headrest	Sofa w/ Manual Headrest	Large Sofa w/ Manual Headrest

COM Yardage	6.56	9.08	11.59	12.03	12.03
-------------	------	------	-------	-------	-------

Fabric	
COM	
ST02	
ST03	
ST05	
ST06	

COL Sqft	116.25	158.23	171.15	184.06	193.75
----------	--------	--------	--------	--------	--------

Leather	
COL	
W4	
W6	

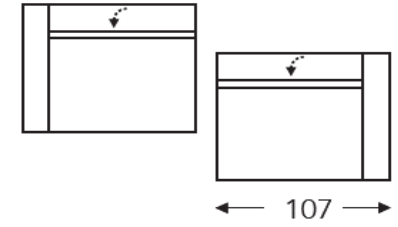
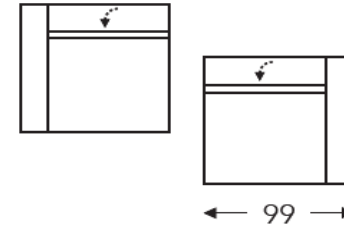
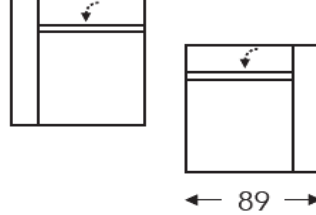
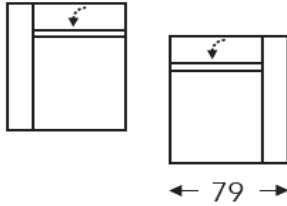
UPCHARGE **PER** MOTORIZED HEADREST (ITEM # CHANGES TO 4 + REFERENCE CODE)

NOT AVAILABLE IN LEATHERS: W401XX, W429XX , W477XX

ROCKY

ARM
W: 6"
H: 26"

ELEMENT
SH: 19 1/4"



W:	31 1/8"	35"	39"	42 1/8"
H:	31 7/8"	31 7/8"	31 7/8"	31 7/8"
D:	40 1/2"	40 1/2"	40 1/2"	40 1/2"

Article Code	18 / 19	11 / 12	07 / 08	07B / 08B
Description	18 = Left Arm Facing Fixed Single Seat w/ Manual Headrest 19= Right Arm Facing Fixed Single Seat w/ Manual Headrest	11 = Left Arm Facing Fixed Single Seat w/ Manual Headrest 12= Right Arm Facing Fixed Single Seat w/ Manual Headrest	07 = Left Arm Facing Fixed Single Seat w/ Manual Headrest 08= Right Arm Facing Fixed Single Seat w/ Manual Headrest	07B = Left Arm Facing Fixed Single Seat w/ Manual Headrest 08B= Right Arm Facing Fixed Single Seat w/ Manual Headrest

COM Yardage	5.14	6.23	6.56	6.56
-------------	------	------	------	------

Fabric	
COM ST02 ST03 ST05 ST06	

COL Sqft	90.42	96.88	103.33	108.72
----------	-------	-------	--------	--------

Leather	
COL W4 W6	5009 5135 5387

UPCHARGE PER MOTORIZED HEADREST (ITEM # CHANGES TO 4 + REFERENCE CODE):	
UPCHARGE FOR BATTERY PACK PER SEAT:	

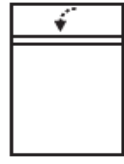
NOT AVAILABLE IN LEATHERS: W401XX, W429XX , W477XX

ROCKY

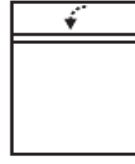
ARM
W: 6"
H: 26"

ELEMENT
SH: 19 1/4"

↑
103
↓



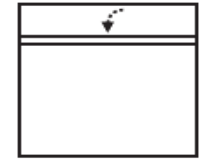
← 64 →



← 74 →



← 84 →



← 92 →

W:	25 1/4"	29 1/8"	33"	36 1/4"
H:	31 7/8"	31 7/8"	31 7/8"	31 7/8"
D:	40 1/2"	40 1/2"	40 1/2"	40 1/2"

Article Code	17	15	09	09B
Description	Armless Fixed Single Seat w/ Manual Headrest	Armless Fixed Single Seat w/ Manual Headrest	Armless Fixed Single Seat w/ Manual Headrest	Armless Fixed Single Seat w/ Manual Headrest

COM Yardage	5.14	6.23	6.56	6.56
-------------	------	------	------	------

Fabric	
COM	
ST02	
ST03	
ST05	
ST06	

COL Sqft	90.42	96.88	103.33	108.72
----------	-------	-------	--------	--------

Leather	
COL	
W4	
W6	

UPCHARGE PER MOTORIZED HEADREST (ITEM # CHANGES TO 4 + REFERENCE CODE):

UPCHARGE FOR BATTERY PACK PER SEAT:

NOT AVAILABLE IN LEATHERS: W401XX, W429XX , W477XX

ROCKY

ARM W: 6" H: 26" ELEMENT SH: 19 1/4" DEPTH W/ RECLINER: 64 1/2"					
	W: 37"	31 1/8"	35"	39"	42 1/8"
H: 31 7/8"	31 7/8"	31 7/8"	31 7/8"	31 7/8"	
D: 40 1/2"	40 1/2"	40 1/2"	40 1/2"	40 1/2"	

Article Code	414T	461T / 462T	471T / 472T	481T / 482T	481BT / 482BT
Description	Zero Gravity Motorized Reclining Chair w/ Motorized Head Mechanism	461T = Left Arm Facing Zero Gravity Motorized Reclining Seat w/ Motorized Head Mechanism 462T = Right Arm Facing Zero Gravity Motorized Reclining Seat w/ Motorized Head Mechanism	471T = Left Arm Facing Zero Gravity Motorized Reclining Seat w/ Motorized Head Mechanism 472T = Right Arm Facing Zero Gravity Motorized Reclining Seat w/ Motorized Head Mechanism	481T = Left Arm Facing Zero Gravity Motorized Reclining Seat w/ Motorized Head Mechanism 482T = Right Arm Facing Zero Gravity Motorized Reclining Seat w/ Motorized Head Mechanism	481BT = Left Arm Facing Zero Gravity Motorized Reclining Seat w/ Motorized Head Mechanism 482BT = Right Arm Facing Zero Gravity Motorized Reclining Seat w/ Motorized Head Mechanism

COM Yardage	6.78	5.36	6.78	6.89	7.00
--------------------	------	------	------	------	------

Fabric					
COM					
ST02					
ST03					
ST05					
ST06					

COL Sqft	120.56	94.72	102.26	109.79	116.25
-----------------	--------	-------	--------	--------	--------

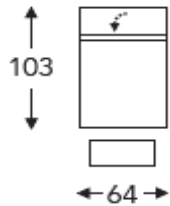
Leather					
COL					
W4					
W6					

UPCHARGE FOR BATTERY PACK PER SEAT:

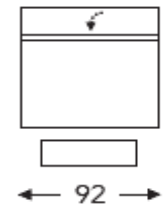
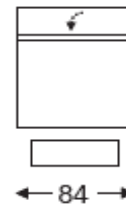
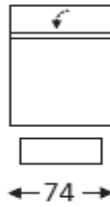
NOT AVAILABLE IN LEATHERS: W401XX, W429XX, W477XX

ROCKY

ARM
W: 6"
H: 26"



ELEMENT
SH: 19 1/4"
DEPTH W/ RECLINER:



W:	25 1/4"	29 1/8"	33"	36 1/4"
H:	31 7/8"	31 7/8"	31 7/8"	31 7/8"
D:	40 1/2"	40 1/2"	40 1/2"	40 1/2"

Article Code	463T	473T	483T	483BT
Description	Zero Gravity Motorized Reclining Armless Chair w/ Motorized Head Mechanism	Zero Gravity Motorized Reclining Armless Chair w/ Motorized Head Mechanism	Zero Gravity Motorized Reclining Armless Chair w/ Motorized Head Mechanism	Zero Gravity Motorized Reclining Armless Chair w/ Motorized Head Mechanism

COM Yardage	4.05	5.69	5.58	5.58
-------------	------	------	------	------

Fabric				
COM				
ST02				
ST03				
ST05				
ST06				

COL Sqft	68.89	76.42	83.96	90.42
----------	-------	-------	-------	-------

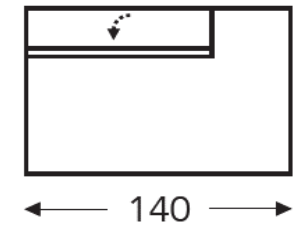
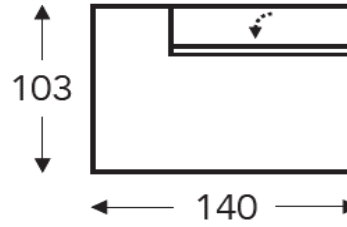
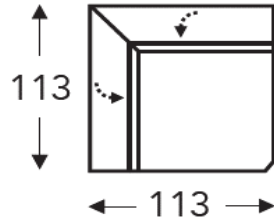
Leather	Retail			
COL				
W4				
W6				

UPCHARGE FOR BATTERY PACK PER SEAT:

NOT AVAILABLE IN LEATHERS: W401XX, W429XX , W477XX

ROCKY

ELEMENT
SH: 19 1/4"



W:	44 1/2"	55 1/8"	55 1/8"
H:	31 7/8"	31 7/8"	31 7/8"
D:	44 1/2"	40 1/2"	40 1/2"

Article Code	40	51	52
Description	Corner w/ Manual Headrest	Left Side Bumper End w/ Manual Headrest	Right Side Open End w/ Manual Headrest

COM Yardage	8.48	8.72	8.72
--------------------	------	------	------

Fabric	
COM	
ST02	
ST03	
ST05	
ST06	

COL Sqft	120.99	133.90	133.90
-----------------	--------	--------	--------

Leather	
COL	
W4	
W6	

UPCHARGE PER MOTORIZED HEADREST (ITEM # CHANGES TO 4 + REFERENCE CODE)

NOT AVAILABLE IN LEATHERS: W401XX, W429XX , W477XX