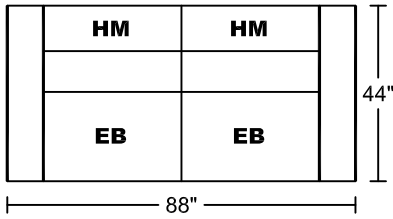


ESIBIRE I 0659AM1/0659APM1

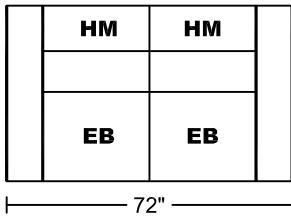
Designed by Kelvin Ng

2021-5-6

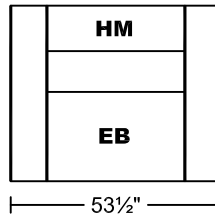
4DHMEBE



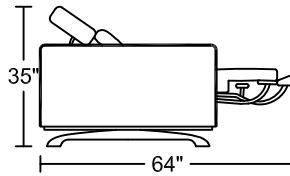
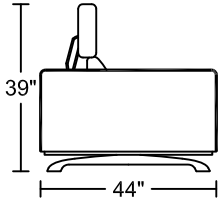
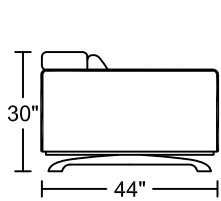
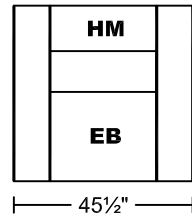
2.5DHMEBE



1.5DHMEBE



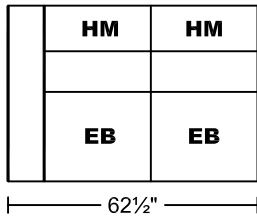
1DHMEBE



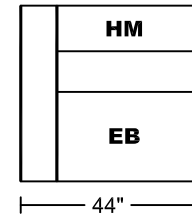
4RAHMEBE/LAF



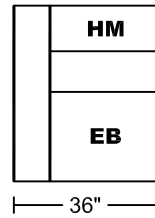
2.5RAHMEBE/LAF



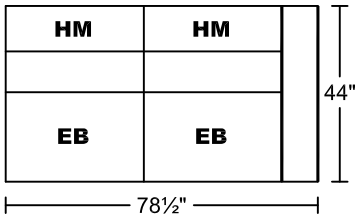
1.5RAHMEBE/LAF



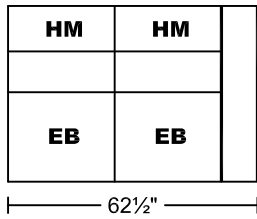
1RAHMEBE/LAF



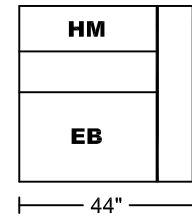
4LAHMEBE/RAF



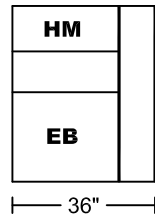
2.5LAHMEBE/RAF



1.5LAHMEBE/RAF



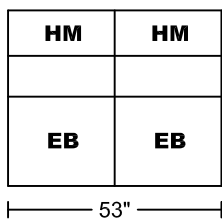
1LAHMEBE/RAF




4CHMEBE



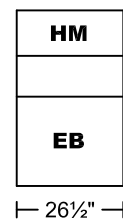
2.5CHMEBE



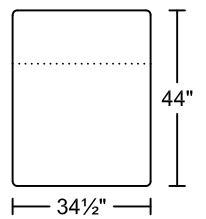
1.5CHMEBE



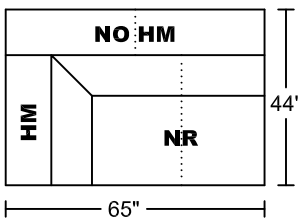
1CHMEBE



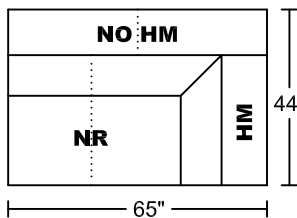
CTL/CTR



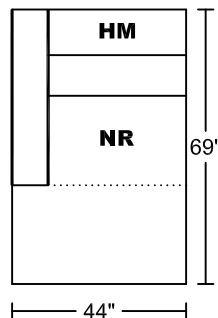
CNSRHM



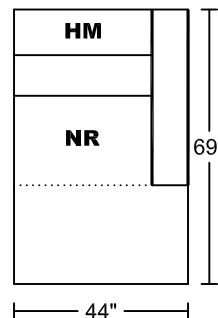
CNSLHM



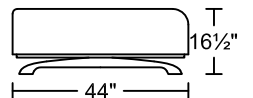
SXRHM/LAF



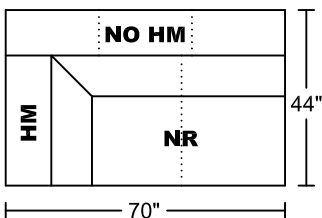
SXLHM/RAF



CTL/CTR



CNBRHM



CNBLHM

