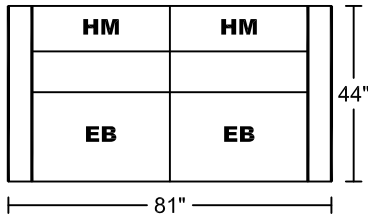


ESIBIRE II 0660AM1/0660APM1

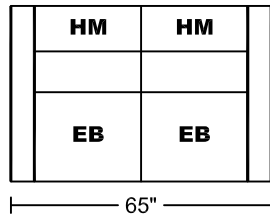
Designed by Kelvin Ng

2021-5-6

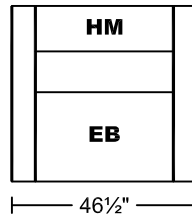
3DHMEBE



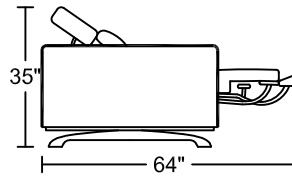
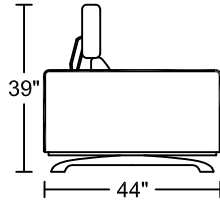
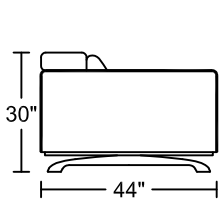
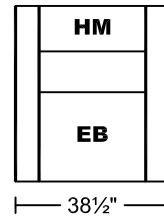
2.5DHMEBE



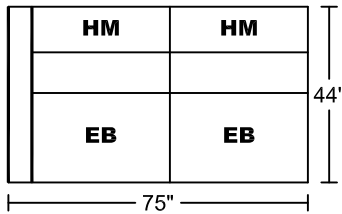
1.5DHMEBE



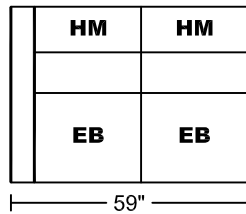
1DHMEBE



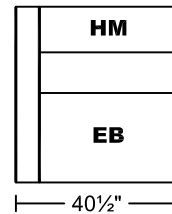
3RAHMEBE/LAF



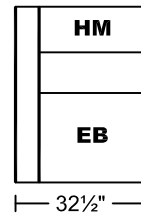
2.5RAHMEBE/LAF



1.5RAHMEBE/LAF



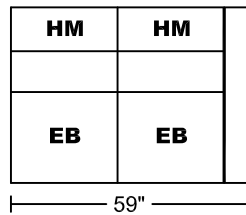
1RAHMEBE/LAF



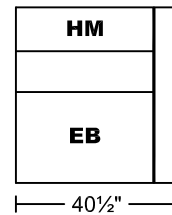
3LAHMEBE/RAF



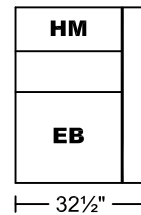
2.5LAHMEBE/RAF



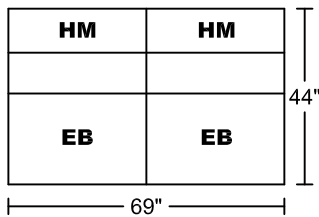
1.5LAHMEBE/RAF



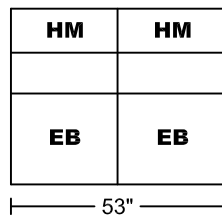
1LAHMEBE/RAF




3CHMEBE




2.5CHMEBE



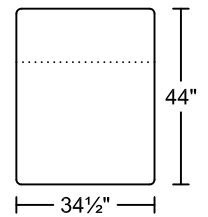
1.5CHMEBE



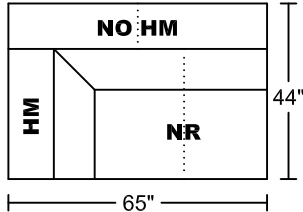
1CHMEBE



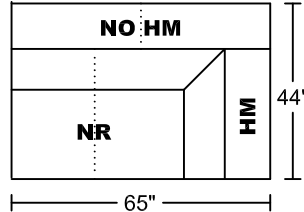
CTL/CTR



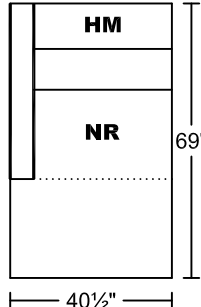
CNSRHM



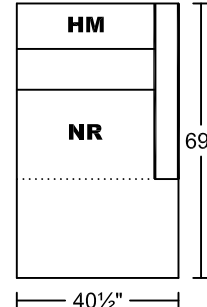
CNSLHM



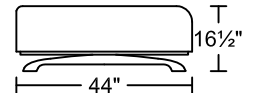
SXRHM/LAF



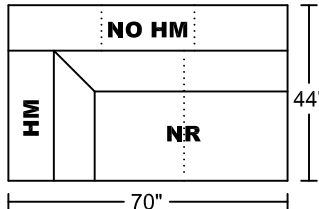
SXLHM/RAF



CTL/CTR



CNBRHM



CNBLHM

